



This is a digital copy of a book that was preserved for generations on library shelves before it was carefully scanned by Google as part of a project to make the world's books discoverable online.

It has survived long enough for the copyright to expire and the book to enter the public domain. A public domain book is one that was never subject to copyright or whose legal copyright term has expired. Whether a book is in the public domain may vary country to country. Public domain books are our gateways to the past, representing a wealth of history, culture and knowledge that's often difficult to discover.

Marks, notations and other marginalia present in the original volume will appear in this file - a reminder of this book's long journey from the publisher to a library and finally to you.

Usage guidelines

Google is proud to partner with libraries to digitize public domain materials and make them widely accessible. Public domain books belong to the public and we are merely their custodians. Nevertheless, this work is expensive, so in order to keep providing this resource, we have taken steps to prevent abuse by commercial parties, including placing technical restrictions on automated querying.

We also ask that you:

- + *Make non-commercial use of the files* We designed Google Book Search for use by individuals, and we request that you use these files for personal, non-commercial purposes.
- + *Refrain from automated querying* Do not send automated queries of any sort to Google's system: If you are conducting research on machine translation, optical character recognition or other areas where access to a large amount of text is helpful, please contact us. We encourage the use of public domain materials for these purposes and may be able to help.
- + *Maintain attribution* The Google "watermark" you see on each file is essential for informing people about this project and helping them find additional materials through Google Book Search. Please do not remove it.
- + *Keep it legal* Whatever your use, remember that you are responsible for ensuring that what you are doing is legal. Do not assume that just because we believe a book is in the public domain for users in the United States, that the work is also in the public domain for users in other countries. Whether a book is still in copyright varies from country to country, and we can't offer guidance on whether any specific use of any specific book is allowed. Please do not assume that a book's appearance in Google Book Search means it can be used in any manner anywhere in the world. Copyright infringement liability can be quite severe.

About Google Book Search

Google's mission is to organize the world's information and to make it universally accessible and useful. Google Book Search helps readers discover the world's books while helping authors and publishers reach new audiences. You can search through the full text of this book on the web at <http://books.google.com/>

Infantry tactics, double and single rank, adapted to American ...

Emory Upton

War 1208.75




Harvard College Library

THE GIFT OF

SAMUEL ABBOTT GREEN, M.D.

OF BOSTON

(Class of 1851)



P. C. Brooks, Jr.

1855

[BY AUTHORITY.]

INFANTRY TACTICS DOUBLE AND SINGLE RANK.

ADAPTED TO


AMERICAN TOPOGRAPHY AND IMPROVED
FIRE-ARMS.

BY
BVT. MAJOR-GENERAL EMORY UPTON,
U. S. ARMY.

REVISED EDITION.

NEW YORK:
D. APPLETON AND COMPANY,
549 AND 551 BROADWAY.
1875.

III, 2770
War 1208.75



Sept 1867
Do. S. 6. 6.
Boston

HEADQUARTERS OF THE ARMY,
ADJUTANT-GENERAL'S OFFICE,
WASHINGTON, August 1, 1867.

GENERAL ORDERS, No. 73

The following order, received from the War Department, is published for the information and guidance of the Army:

WAR DEPARTMENT,
WASHINGTON CITY, August 1, 1867.

Order in relation to Upton's Infantry Tactics.

The new system of Infantry Tactics, prepared by Brevet Major-General EMORY UPTON, U. S. Army, recommended for adoption in the place of all others, by a Board of Officers, of which General GRANT is President, having been approved, is adopted for the instruction of the Infantry of the Army of the United States, and for the observance of the Militia of the United States.

To insure uniformity throughout the Army, all Infantry exercises and manœuvres not embraced in that system are prohibited, and those therein prescribed will be strictly observed.

EDWIN M. STANTON,
Secretary of War.

By command of General Grant:

E. D. TOWNSEND,
Assistant Adjutant-General.

Entered, according to Act of Congress, in the year 1866, by EMORY UPTON, in the Clerk's Office of the District Court of the United States for the Northern District of New York.

Entered, according to Act of Congress, in the year 1874, by EMORY UPTON, in the Office of the Librarian of Congress, at Washington.

Digitized by Google 29-87 32

Extract from the proceedings of a Board of Officers which convened at West Point, New York, by virtue of the following orders, viz. :

WAR DEPARTMENT, ADJUTANT-GENERAL'S OFFICE,
WASHINGTON, June 11, 1867.

SPECIAL ORDERS, No. 300.

A Board will assemble at West Point, New York, on Tuesday, the 9th day of July, 1867, to take into consideration the system of Infantry Tactics prepared by Brevet Major-General E. Upton, U. S. Army, and will report its opinion whether the said tactics should be adopted as the system for the armies of the United States, in lieu of all others. The Board will be composed as follows: Gen. U. S. Grant, U. S. A.; Major-Gen. G. G. Meade, U. S. A.; Brevet Major-Gen. E. R. S. Canby, U. S. A.; Brevet Major-Gen. W. F. Barry, Col. 2d U. S. Art.; Brevet Brigadier-Gen. W. N. Grier, Col. 3d U. S. Cav.; Brevet Col. H. M. Black, Major 7th U. S. Infantry.

By order of the Secretary of War.

(Signed)

E. D. TOWNSEND,

Assistant Adjutant-General.

.

The general advantages of the new system are :

1. Its easy application to all the arms of the service, leaving nothing additional to any special branch, except the manual of the arm with which it fights, the adaptation of the words of command, the training of animals, and the management and care of the material with which it is equipped.

2. The readiness with which the principles may be acquired by new troops, abbreviating materially the time required to fit them for the field, and practically extending the effective term of service of the soldier. This is of great importance in its relation to the volunteer force, of which in all great wars our armies must be largely composed.

The special advantages are :

That it dispenses with the manœuvring by the rear rank, by inversion, and the counter-march, and substitutes therefor rapid and simple conversions of front, and changes from column into line.

That it increases the number of modes of passing from the order in column to the order in line, facing in any direction; diminishes the time required for these changes, and preserves always the front rank in front—advantages of vital importance in the presence and under the fire of the enemy.

That it provides for all column movements required in an open country, and by the column of fours for the movements necessary in narrow roads, wooded or obstructed countries, without the extension incident to ordinary movements by the flank.

That it provides for a single-rank formation, specially adapted to the use of breech-loaders.

That it provides for a system of skirmishing, from double or single rank, superior for offense or defense to any existing system.

The Board, therefore, recommend that the system of Infantry Tactics prepared by Brevet Major-General E. Upton, U. S. Army, be adopted as the system for the armies of the United States, in the place of all others.

(Signed)	U. S. GRANT, General.
(Signed)	GEO. G. MEADE, Major-General U. S. A.
(Signed)	ED. R. S. CANBY, Brig. and Brevet Major-Gen.
(Signed)	WILLIAM F. BARRY, Col. 2d Art., Brev. Maj.-Gen. U. S. A.
(Signed)	WM. N. GRIER, Col. 3d U. S. Cav., Brev. Brig.-Gen. U. S. A.
(Signed)	H. M. BLACK, Major 7th U. S. In., Brev. Col. U. S. A.

Approved and referred to the Adjutant-General.

August 1, 1867.

(Signed)	E. M. STANTON, Secretary of War.
----------	-------------------------------------

A true extract from official report.

HORACE PORTER,
Brev. Brig.-Gen. & A. D. C.

HEADQUARTERS OF THE ARMY,
WASHINGTON, *July 17, 1873.*

GENERAL ORDERS, No. 6.

The following order, received from the War Department, is published for the information and guidance of the Army:

WAR DEPARTMENT,
WASHINGTON CITY, *July 17, 1873.*

The revision of Upton's Infantry Tactics by the author, and the Tactics for Artillery and Cavalry [including the proceedings of the Board—Major-General Schofield, President—instituted by General Orders No. 60, Headquarters of the Army, Adjutant-General's Office, series of 1869], assimilated to the Tactics for Infantry, pursuant to instructions from the General of the Army, by—

Lieutenant-Colonel Emory Upton, 1st Artillery, Instructor of Tactics, U. S. Military Academy;

Captain Henry A. Du Pont, 5th Artillery, commanding Battery "F," 5th Artillery;

Captain John E. Tourtellotte, 7th Cavalry, Colonel and Aide-de-Camp to the General;

Captain Alfred E. Bates, 2d Cavalry, Assistant Instructor of Cavalry Tactics, U. S. Military Academy;

having been approved by the President, are adopted for the instruction of the Army and Militia of the United States.

To insure uniformity, all exercises, evolutions, and ceremonies not embraced in these Tactics are prohibited, and those therein prescribed will be strictly observed.

WM. W. BELKNAP,
Secretary of War.

By command of General Sherman.

WILLIAM D. WHIPPLE,
Assistant Adjutant-General.

P R E F A C E .

THE following revision of the Infantry Tactics has been prepared with a view to establishing, in accordance with the instructions of the General of the Army, a uniform system of tactics for the Infantry, Cavalry, and Artillery.

The want of a system whereby the information and experience acquired in one arm of service may be made available in the others has long been felt in the Army.

Within the present year our Artillery has been required to serve as Mounted Artillery, Cavalry, and Infantry; the Cavalry, from the nature of the arm, serves equally mounted and on foot; while the Infantry is frequently called upon to serve as Artillery and to perform duty as Cavalry.

To make the assimilation as perfect as possible, many changes, not originally contemplated, have been made in the Infantry Tactics, the reasons for which will appear upon referring to the corresponding movements in the Artillery and Cavalry.

The Bayonet Exercise and Target Practice have been added to the School of the Soldier, and the movements by platoon have been introduced in the School of the Company.

In the Instructions for Skirmishers the deployment from column has been added, and also the deployment by numbers, a method specially adapted to brigade evolutions. This method, the system of reserves disposed in two lines, and the single-rank formation, which was introduced in the first edition, in anticipation of the advantages of the breech-loader, it is believed will meet all the requirements of the new arms.

The facility with which groups of men, armed with the breech-loader, can defend themselves against cavalry, has induced the

abandonment of the square, which, being available only for troops in perfect order, is no longer considered necessary as a means of defense; the column at half distance, principally used in forming square, not being necessary as a column of manœuvre, has also been omitted.

The evolutions of the Brigade and Division have not been essentially modified.

Whatever changes the breech-loader may necessitate in the disposition and management of troops in battle, the employment of lines of battle offensively and defensively cannot be dispensed with, neither can the means of massing and deploying troops be omitted.

While attacks in masses have been abandoned, a preponderance of men and of fire, in the future as in the past, will have to be relied upon to carry positions which are beyond the power of skirmishers.

The rapidity and ease with which a line of battle can be extended by means of skirmishers will render the movements for turning a flank more difficult, but the extension carries with it the danger of being pierced, which is more disastrous.

The introduction of the breech-loader has changed none of the principles of grand tactics; and, while it has given a great impetus to the employment of skirmishers, which is to be encouraged, experience will prove that the safety of an army cannot be intrusted to men in open order with whom it is difficult to communicate; but that, to insure victory, a line or lines of battle must ever be at hand to support or receive the attack.

The author is indebted to Colonel Du Pont, of the Artillery and to Colonel Tourtellotte, of the Cavalry, who have been associated with him in the work of assimilation, for much assistance and for many valuable suggestions.

WEST POINT, N. Y., 1873.

INFANTRY TACTICS.

1. THE following system of Infantry Tactics, Double and Single Rank, is based upon a *front of four men* as a UNIT.

2. The movements explained in the tactics are confined as nearly as possible to those finding practical application in war.

3. Except in particular cases, the commands of the instructor will be given for the execution of the movements toward both the right and left flanks, the movements, however, will be explained toward but one flank, it being only necessary to substitute the word *left* for *right*, or the reverse, to have the explanation of the corresponding movements toward the other flank.

4. All movements which are not prescribed from a halt, or on the march, may be executed either at a halt or marching.

5. All movements, not specially excepted, may be executed in *double time*. If the movement be from a halt, or when marching in quick time, the command *double time* precedes the command *march*; if marching in double time, the command *double time* is omitted.

6. In those movements where the guide may be either *right* or *left*, the words "*right* or *left*," in the commands, are in parenthesis.

7. When for purposes of instruction any movement is divided into motions, or executed in detail, the last syllable of the command determines the prompt performance of the first motion, and the commands, Two, THREE, etc., that of the other motions.

8. To execute movements in detail, the instructor first commands, *By the numbers* ; all movements divided into motions are then executed as above explained until he commands, *Without the numbers*.

Commands.

9. There are two kinds.

The *preparatory command*, such as *forward*, which indicates the movement that is to be executed.

The command of *execution* such as MARCH, or HALT, or, in the manual of arms, the part of the command which causes the execution.

The *preparatory commands* are distinguished by *italics*, those of *execution* by SMALL CAPITALS.

The tone of command is animated, distinct, and of a loudness proportioned to the number of men under instruction.

Each preparatory command is pronounced in an ascending tone of voice, but always in such a manner that the command of execution may be more energetic and elevated.

The command of *execution* is pronounced in a tone firm and brief.

The trumpet will be used for giving commands whenever it can be done to advantage.

SCHOOL OF THE SOLDIER.

10. THE object of this school being the individual and progressive instruction of recruits, the instructor never requires a movement to be made until he has fully explained and executed it. He accustoms the recruit to take by himself the proper position, rectifies it when necessary, and sees that no movements are performed carelessly, or with undue haste.

Each movement should be understood before passing to another. After they have been properly executed, in the order laid down, the instructor no longer confines himself to that order; on the contrary, he changes it, that he may judge of the intelligence of the men.

Position of the soldier.

11. Heels on the same line, and as near each other as the conformation of the man permits.

The feet turned out equally, and forming with each other an angle of about sixty degrees.

The knees straight, without stiffness.

The body erect on the hips, inclining a little forward. The shoulders square, and falling equally.

The arms hanging naturally.

The elbows near the body.

The palms of the hand turned slightly to the front, the little fingers behind the seams of the trousers.

The head erect and square to the front.

The chin slightly drawn in, without constraint.

The eyes straight to the front, and striking the ground at about the distance of fifteen yards.

Remarks on the position of the soldier.

Heels on the same line. If one be in rear of the other, the shoulder on that side will be thrown back, and the position constrained.

Heels more or less closed. Men who are knock-kneed, or who have legs with large calves, cannot, without constraint, make their heels touch while standing.

Feet turned out equally, and not forming too large an angle. If one foot be turned out more than the other, the shoulders will be deranged, and, if both feet be too much turned out, it will be impossible to incline the upper part of the body forward without making the whole position unsteady.

Knees straight, without stiffness. If stiffened, constraint and fatigue will be unavoidable.

Body erect on the hips. This gives equilibrium to the position. The instructor will observe that many recruits have the bad habit of dropping a shoulder, or advancing a hip. These defects he will labor to correct.

Upper part of body inclining forward. Recruits are commonly disposed to the reverse, to project the belly and throw back the shoulders, which causes great inconvenience in marching. The habit of inclining forward the upper part of the body is so important to contract, that the instructor must enforce it from the beginning, particularly with recruits who have naturally the opposite tendency.

Shoulders square. If the shoulders be advanced beyond the line of the breast, and the back arched (the defect called round-shouldered), the man cannot align himself nor use his arms with address. Unless the coat fits easily about the shoulders and armpits, it will be difficult to correct this defect. The shoulders must not be thrown too

far back, as this will make the belly project, and curve the small of the back.

Arms hanging naturally ; elbows near the body ; palms of the hands turned slightly to the front ; little fingers behind the seams of the trousers. These positions prevent the men from occupying unnecessary space in the ranks, and keep in the shoulders.

Head erect and square to the front ; chin slightly drawn in, without constraint. If there be stiffness in these positions, it will be communicated to the upper part of the body, embarrass its movements, and give pain and fatigue.

Eyes straight to the front. This is the surest way of maintaining the shoulders in a line—an essential object to be insisted upon and attained.

To rest and dismiss the squad.

12. The instructor lets the men rest from time to time. For this purpose he commands: 1. *Squad*, 2. *REST*.

At the command *rest*, the recruit is no longer required to preserve immobility, silence, or to remain strictly in his place. If the instructor commands, 1. *In place*, 2. *REST*, the recruit is not required to preserve immobility or silence, but must always keep one of his heels in place.

13. To resume the attention, the instructor commands: 1. *Squad*, 2. *ATTENTION* ; at the second command, the recruit takes his position, remains motionless and fixes his attention.

14. To dismiss the squad, the instructor commands: 1. *Break ranks*, 2. *MARCH*.

15. The following movements should be taught to not more than four recruits at a time, who at first are placed in single rank, two yards apart, and without arms.

Setting up.

16. As the importance of *setting up* cannot be over-estimated, the following exercises must be often recurred to, and all soldiers will be frequently practised therein.

The instructor commands:

1. *First*, 2. EXERCISE.

Bring the hands to the front till the little fingers meet nails downward, arms horizontal. (Two.) Raise the hands in a circular direction over the head, the ends of the fingers touching, and pointing downward so as to touch the top of the forage-cap, thumbs pointing to the rear, the shoulders kept down, elbows pressed back. (THREE.) Extend the arms upward to the full length, the palms of the hands touching; then force them obliquely back, and gradually let them fall to the position of the soldier.

1. *Second*, 2. EXERCISE.

Raise the arms from the sides, extended to their full length, till the hands meet above the head, palms of the hands to the front, fingers pointing upward, thumbs locked, right thumb in front, the shoulders pressed back. (Two.) Bend over till the hands, if possible, touch the ground, keeping the arms and knees straight. (THREE.) Resume the position of the soldier.

1. *Third*, 2. EXERCISE.

Extend the arms horizontally to the front, the palms of the hands touching. (Two.) Throw the arms extended, well to the rear, inclining slightly downward; at the same time raise the body upon the toes. (THREE.) Resume the position of the soldier.

The first and second motions of this exercise should be continued by the commands, *one, two—one, two*, till the re-

recruits, if possible, are able to touch the hands behind the back.

1. *Fourth*, 2. EXERCISE.

Raise the arms laterally until horizontal, palms of the hands upward. (Two.) Swing the arms circularly, upward and backward, from front to rear. (THREE.) Resume the position of the soldier.

As soon as the recruits understand the various exercises, they are continued without dwelling upon the numbers, the instructor prefacing the exercise by the command *continue the motion*, and giving the command *three*, for the conclusion.

Eyes right or left.

17. The instructor commands: 1. *Eyes*, 2. RIGHT (or LEFT), 3. FRONT.

At the command *right*, turn the head gently, so as to bring the inner corner of the left eye in a line with the buttons of the coat, the eyes fixed on the line of the eyes of the men in, or supposed to be in, the same rank.

At the command *front*, the head resumes the habitual position.

The instructor takes particular care that the movement of the head does not derange the squareness of the shoulders, which will happen if the movement of the former be too sudden.

Salutes.

18. The instructor commands: 1. *Right* (or *left*) *hand*, 2. SALUTE.

Raise the right hand smartly, pointing in the same direction as the right foot, the palm of the hand down, the thumb close to the forefinger, the arm extended, and horizontal. (Two.) Bring the hand around till the point of

the thumb and side of the forefinger touch the lower edge of the cap or visor, at the same time turn the head a little to the left, look toward the person to be saluted, and retain this position till the salute is acknowledged. (THREE.) Bring back the hand and arm to the position of the first motion, at the same time cast the eyes to the front. (FOUR.) Drop the arm quickly by the side.

Facings.

19. *To the right or left.* The instructor commands: 1. *Right* (or *left*), 2. *FACE.* At the command *face* raise the right foot slightly, face to the right, turning on the left heel, the left toe slightly raised; replace the right heel by the side of the left and on the same line.

The facings to the left are executed upon the same heel as the facings to the right.

20. *To the rear.* The instructor commands: 1. *Squad*, 2. *ABOUT*, 3. *FACE.*

At the command *about*, turn on the left heel, bring the left toe to the front, carry the right foot to the rear, the hollow opposite to and three inches from the left heel, the feet square to each other.

At the command *face*, turn on both heels, raise the toes a little, face to the rear, and when the face is nearly completed, raise the right foot and replace it by the side of the left.

Parade rest.

21. To give the men rest, imposing both steadiness of position and silence, the instructor commands, 1. *Parade*, 2. *REST.*

Carry the right foot three inches directly to the rear, the left knee slightly bent; clasp the hands in front of the centre of the body, the left hand uppermost, the left thumb clasped by the thumb and forefinger of the right hand.

To resume the position of the soldier, the instructor commands: 1. *Squad*, 2. ATTENTION.

Direct step.

22. The length of the direct step, in common and quick time, is twenty-eight inches, measured from heel to heel; the cadence is at the rate of ninety steps per minute for common time, and one hundred and ten steps for quick time.

23. The principles of the direct step are taught by means of the *balance-step*; during its execution the instructor requires the recruits to keep the body, shoulders, arms, and hands in the position of the soldier.

The instructor commands: 1. *Balance-step*, 2. *Left foot*, 3. FORWARD, 4. REAR, 5. HALT.

At the command *forward*, bend slightly the left knee, and carry the left foot, without jerk, about fourteen inches to the front, the knee straightening as the foot is brought forward, the toe turned out and slightly depressed, the sole of the foot about three inches from the ground, the body balanced firmly on the right foot, and inclining slightly forward.

At the command *rear*, carry the left foot, without jerk, to the rear, the knee slightly bent, the toe on a line with the right heel, and inclining slightly downward.

The steps may be continued by alternating the commands, *forward* and *rear*.

At the command *halt*, given after the command *rear*, plant the foot by the side of the other.

The balance-step with the right foot is similarly executed.

24. To execute the balance-step, gaining ground to the front, the instructor commands, 1. *Balance-step*, 2. *Left foot*, 3. FORWARD, 4. GROUND, 5. HALT.

At the command *forward*, advance the left foot as previously explained, and at the command *ground*, plant

it without shock, the foot advancing as the weight of the body is brought forward, the left heel twenty-eight inches from the right; the right foot is then advanced without command to the position of *forward*, and similarly planted at the command *ground*.

The movement is continued by the command *ground*, until the command *halt*, when the foot in advance is planted, and the one in rear brought to the side of it.

The command *ground* is at first given in very slow cadence, to allow each recruit to balance himself on the foot that is planted, and is afterward gradually increased to common time.

To march in the direct step.

25. The principles of the balance-step being thoroughly understood, the instructor commands: 1. *Forward*, 2. *Common time*, 3. MARCH.

At the command *forward*, throw the weight of the body upon the right leg without bending the left knee.

At the command *march*, move the left leg smartly, but without jerk, carry the foot straight forward twenty-eight inches from the right, measuring from heel to heel, the sole near the ground, the toe a little depressed, the knee straight and slightly turned out; at the same time throw the weight of the body forward, and plant the foot without shock, the weight of the body resting upon it; next, in like manner, advance the right foot, and plant it as above; continue the march, without crossing the legs or striking one against the other, keeping the face direct to the front.

The instructor indicates from time to time the cadence of the step by calling, *one, two, three, four*; or *left, right*, the instant the left and right foot, respectively, should be planted.

26. To arrest the march, the instructor commands:
1. *Squad*, 2. **HALT**.

At the command *halt*, given the instant either foot is brought to the ground, the foot in rear is brought up and planted by the side of the other without shock.

Common time is used preparatory to instruction in quick time, and is also employed to correct defects when marching in quick time. In other cases it is used only when specially directed.

27. To march in quick time, the instructor commands:
1. *Forward*, 2. *March*.

28. A squad is passed from common time to quick time by the commands: 1. *Quick time*, 2. **MARCH**. And from quick to common time by the commands: 1. *Common time*, 2. **MARCH**.

Short step.

29. Being in march, to shorten the step, the instructor commands: 1. *Short step*, 2. **MARCH**.

At the second command the length of the step is reduced to fourteen inches, the squad resuming the full step at the commands: 1. *Forward*, 2. **MARCH**.

To mark time.

30. Being in march, the instructor commands: 1. *Mark time*, 2. **MARCH**.

At the second command, given the instant one foot is coming to the ground, continue the cadence and make a semblance of marching, without gaining ground, by alternately advancing each foot about half its length, and bringing it back on a line with the other.

To resume the direct step, the instructor commands:
1. *Forward*, 2. **MARCH**.

To change step.

31. Being in march, the instructor commands: 1. *Change step*, 2. MARCH.

At the command *march*, given the instant the right foot comes to the ground, the left foot is advanced and planted; the hollow of the right is then advanced against the heel of the left, the recruit again stepping off with the left.

The change on the right foot is similarly executed, the command *march* being given when the left foot strikes the ground.

Side step.

32. Being at a halt, the instructor commands: 1. *Side step to the right (or left)*, 2. MARCH.

At the command *march*, carry the right foot six inches to the right, keeping the knees straight and the shoulders square to the front; as soon as the right foot is planted, bring the left foot to the side of it, and continue the movement, observing the cadence, until the commands, 1. *Squad*, 2. HALT.

The side step is always executed in quick time, unless common time be specified.

Back step.

33. Being at a halt, the instructor commands: 1. *Backward*, 2. MARCH.

At the command *march*, step off smartly with the left foot fourteen inches straight to the rear, measuring from heel to heel, and so on with the feet in succession till the commands, 1. *Squad*, 2. HALT.

At the command *halt*, bring back the foot in front to the side of the one in rear.

To march to the rear.

34. Being in march, the instructor commands: 1. *To the rear*, 2. MARCH.

At the command *march*, given as the right foot strikes the ground, advance and plant the left foot; then turn on the balls of both feet, face to the right about, and immediately step off with the left foot.

The double step.

35. The length of the double step is thirty-three inches; the cadence is at the rate of one hundred and sixty-five steps per minute.

To teach the principles of the double step, the instructor commands: 1. *Double step*, 2. MARCH.

At the first command, raise the hands till the forearms are horizontal, fingers closed, nails toward the body, elbows to the rear.

At the command *march*, raise the left leg to the front, bending and elevating the knee as much as possible, the part of the leg between the knee and instep vertical, the toe depressed; replace the foot in its former position, and execute the same movement with the right leg.

The instructor, placing himself seven or eight yards in front of the recruit and facing him, indicates the cadence by the commands, *one, two*, given alternately as the left and right foot touch the ground, beginning at common time, and increasing gradually to double time. The alternate movement of the feet is continued till the commands, 1. *Squad*, 2. HALT.

At the command *halt*, bring the foot, which is raised, by the side of the other, drop the hands, and resume the position of the soldier.

36. The recruit being established in the principles of the

step, the instructor commands: 1. *Forward*, 2. *Double time*, 3. **MARCH.**

At the command *forward*, throw the weight of the body on the right leg; at the second command, raise the hands till the forearms are horizontal; at the command *march*, carry forward the left foot, the leg slightly bent, the knee somewhat raised, and plant the foot, the toe first, thirty-three inches from the right; then execute the same motion with the right foot; continue this alternate movement of the feet, throwing the weight of the body upon the foot in advance and allowing a natural swinging motion to the arms.

The double step under urgent circumstances may be increased to one hundred and eighty steps per minute. At this rate a mile can be passed over in ten or eleven minutes. The recruits are also exercised in running, the principles being the same as for double time.

In marching in double time and at the run, the men breathe as much as possible through the nose, keeping the mouth closed; experience has proved that, by conforming to this principle, men can go much farther with less fatigue.

37. When the recruits are well instructed in the foregoing principles, they are formed in larger squads, in single rank, elbow to elbow, to teach them the principles of alignment, marching with a guide, wheeling and turning.

Alignments.

38. The instructor first teaches the recruits to align themselves man by man, the better to comprehend the principles of alignment; to this end, he advances the two men on the right, three or more yards, and having aligned them, commands: 1. *By file*, 2. *Right (or left)*, 3. **DRESS**, 4. **FRONT.**

At the command *dress*, the recruits move up successively, in quick time, shortening the last step so as to find themselves about six inches behind the alignment, each recruit then moves on the line, which must never be passed, taking steps of two or three inches, casting his eyes to the right so as to see the coat-buttons of the second man from him, keeping his shoulders square to the front, and touching with his elbow that of the man on the right without opening his arms.

At the command *front*, given when the rank is well aligned, the recruits cast their eyes to the front and remain firm.

The recruits having learned to align themselves man by man, the instructor next aligns the squad by the commands, 1. *Right* (or *left*), 2. *DRESS*, 3. *FRONT*.

At the command *dress*, the entire rank, except the men established as a basis, moves forward, and dresses up to the line, as previously explained. The instructor verifies the alignment by placing himself outside the right flank, and orders forward or back such files as may be in rear or in advance of the line; this done, he commands, *front*.

39. Alignments to the rear are executed on the same principles, the recruits stepping back a little beyond the line, and then dressing up, by short steps of two or three inches. The commands are: 1. *By file, right* (or *left*) *backward*, 2. *DRESS*, 3. *FRONT*; or, 1. *Right* (or *left*) *backward*, 2. *DRESS*, 3. *FRONT*.

To march in line.

40. The squad being correctly aligned, the instructor places a well-instructed man on the side on which the guide is to be, and commands: 1. *Forward*, 2. *Guide*, (*right* or *left*), 3. *MARCH*.

At the command *march*, the recruits step off smartly

with the left foot, the guide marching straight to the front.

The instructor observes, in marching in line, that the men touch lightly the elbow toward the side of the guide; that they open out neither arm; that they yield to pressure coming from the side of the guide, and resist pressure coming from the opposite direction; that, shortening or lengthening the step, they gradually recover the alignment and touch of the elbow, if lost, and that they keep the head direct to the front, no matter on which side the guide may be.

The impulsion of the quick step having a tendency to make men too free and easy in their movements, the instructor impresses it upon them that the alignment can only be preserved in marching, by the uniformity of the step, both in length and swiftness, by the touch of the elbow, and the maintenance of the shoulders square with the line of direction.

To march by the flank.

41. Being at a halt, the instructor commands: 1. *Right* (or *left*) 2. *FACE*, 3. *Forward*, 4. *MARCH*.

If in march, the instructor commands: 1. *By the right* (or *left*) *flank*, 2. *MARCH*.

At the command *march*, given as the right foot strikes the ground, advance and plant the left foot, then turn to the right and step off in the new direction with the right foot.

42. In the march by the flank the recruits cover each other, and keep closed to *facing distance*, that is, to such distance that in forming line the elbows will touch.

The march by the flank is habitually executed in quick time; if necessary to march in double time, the distance is increased to thirty-two inches.

43. A single rank faced to the right or left is called a *column of files*.

44. To halt the column of files, the instructor commands: 1. *Squad*, 2. **HALT**; and, to face it to the front, 3. *Left* (or *right*), 4. **FACE**.

Marching in column of files, to march in line, the instructor commands: 1. *By the right* (or *left*) *flank*, 2. **MARCH**, 3. *Guide* (*right* or *left*).

To change direction in column of files.

45. Being in march, the instructor commands: 1. *Column right* (or *left*); or, 1. *Column half right* (or *half left*), 2. **MARCH**.

At the command *march*, the leading file faces to the right, or half right, and is followed by the other files, who face on the same ground.

To oblique.

46. The recruits being well established in the principles of the direct march, are exercised in marching obliquely. The squad marching in line, the instructor commands: 1. *Right* (or *left*) *oblique*, 2. **MARCH**.

At the command *march*, each man makes a half face to the right, and then marches straight in the new direction. As the men no longer touch elbows, they glance along the shoulders of the nearest files, toward the side to which they are obliquing, and regulate their steps so that their shoulders are always behind those of the next man on that side, and that his head conceals the heads of the other men in the rank. The men preserve the same length of pace and the same degree of obliquity, the line of the rank remaining parallel to its original position.

To resume the original direction, the instructor commands: 1. *Forward*, 2. **MARCH**.

At the command *march*, each man makes a half face to the left in marching, and then moves straight to the front.

If the squad be at a halt, the men half face to the right at the command *right oblique*, and step off at the command *march*.

If halted while obliquing, they will, after halting, face to the front without further command.

47. In the oblique march in line, the guide is always on the side toward which the oblique is made, without any indication to that effect being given; and, when the direct march is resumed, the guide is, equally without indication, on the side where it was previous to the oblique. *This rule is general.*

48. The squad in column of files obliques by the same commands and means as when in line, the leading file being the guide.

To march backward.

49. Being at a halt, the instructor commands: 1. *Backward*, 2. *Guide (right or left)*, 3. *MARCH*.

At the command *march*, the men move to the rear, taking steps of fourteen inches.

The back step is only used to gain a few steps to the rear, and is always executed in quick time.

To march to the rear.

50. Being in march, the instructor commands: 1. *To the rear*, 2. *MARCH*, 3. *Guide (right or left)*.

To march in double time.

51. Being at a halt, the instructor commands: 1. *Forward*, 2. *Guide (right or left)*, 3. *Double time*, 4. *MARCH*.

To pass from quick time to double time, and the reverse.

52. The instructor commands: 1. *Double time*, 2. *MARCH*.

At the command *march*, given when the left foot strikes the ground, advance the right foot in quick time, and step off with the left foot in double time.

To resume quick time, the instructor commands: 1. *Quick time*, 2. MARCH.

At the command *march*, given as either foot is coming to the ground, the squad takes the quick step.

WHEELINGS.

53. A *wheel* is a circular movement, by which the front of a squad, set of fours, company, etc., is placed at right angles to its original position, or changed ninety degrees.

54. An *about* is a circular movement, by which the front of a squad, set of fours, company, etc., is placed facing to the rear, or changed one hundred and eighty degrees.

55. Wheelings are of two kinds: on *fixed* and on *movable* pivots.

Wheeling on a fixed pivot.

56. Being at a halt, the instructor places a well-instructed man on the marching flank and commands: 1. *In circle, right (or left) wheel*, 2. MARCH.

At the command *march*, the men, except the pivot-man, step off with the left foot, turning at the same time the head a little to the left, the eyes fixed on the line of the eyes of the men to their left; the pivot-man marks the men strictly in his place, gradually turning his body, to conform to the movement of the marching flank; the man who conducts this flank takes steps of twenty-eight inches, and, from the first step, advances the left shoulder a little, casts his eyes along the rank, and feels lightly the elbow of the next man toward the pivot, but never pushes him.

The other men touch with the elbow toward the pivot, resist pressure from the opposite side, conform to the move-

ment of the marching flank, and shorten their steps according to their distance from it.

After wheeling around the circle several times, the instructor commands: 1. *Squad*, 2. **HALT**.

At the command *halt*, the rank halts, and no man stirs. The instructor, going to the flank opposite the pivot, places the two outer men in the direction he wishes to place the squad, leaving just sufficient space between them and the pivot to contain the other men, the pivot conforming to this direction. He then commands: 1. *Left*, 2. **DRESS**, 3. **FRONT**.

57. Being at a halt, to wheel the squad, the instructor commands: 1. *Right (or left) wheel*, 2. **MARCH**, 3. *Squad*, 4. **HALT**, 5. *Left (or right)*, 6. **DRESS**, 7. **FRONT**.

At the second command, the squad wheels to the right as just explained; at the fourth command, given when the squad is nearly at right angles to its original position, it halts, and at the sixth command, given immediately after, dresses up to the perpendicular.

To wheel the squad and move forward, the instructor commands: 1. *Right (or left) wheel*, 2. **MARCH**, 3. *Forward*, 4. **MARCH**, 5. *Guide (right or left)*. The command *forward* is given in time to add *march* the instant the wheel is completed; at which all the men take the step of twenty-eight inches, and turn their heads square to the front.

58. To execute an *about*, the instructor commands: 1. *Right (or left) about*, 2. **MARCH**, 3. *Squad*, 4. **HALT**, 5. *Left (or right)*, 6. **DRESS**, 7. **FRONT**; or 3. *Forward*, 4. **MARCH**, 5. *Guide (right or left)*.

The command *halt* is given when the marching flank has nearly completed the half circle; or, if the squad moves forward, the command *march* is given the instant the *about* is completed.

Wheeling on a movable pivot.

59. Being in march, to change direction, the instructor commands: 1. *Right (or left) wheel*, 2. **MARCH**, 3. *Forward*, 4. **MARCH**.

The first command is given when the squad is three yards from the wheeling-point.

At the command *march*, the wheel is executed as on a fixed pivot, except that the pivot-man, instead of turning in his place, takes steps of nine inches, and thus gains ground forward in describing a small curve, so as to clear the wheeling-point.

The command *forward* is given in time to add *march* the instant the wheel is completed; at which all the men retake the step of twenty-eight inches, and turn their heads square to the front.

In wheeling in double time, the man on the pivot takes steps of eleven inches.

The radius of the circle described by the pivot-man increases with the size of the squad, and is equal to nearly one-half of the front of the squad or subdivision.

During the wheel, the guide, without indication, is on the marching flank; upon the completion of the wheel, the guide, if not already there, is announced on the same flank as before the movement.

60. Wheelings on fixed or movable pivots being important movements, the instructor requires the men successively to act as pivots, and to conduct the marching flank.

61. The wheelings are repeated in double time as soon as the squad is able to execute them properly in quick time.

Turning.

62. Being in march, the instructor commands: 1. *Left* (or *right*) *turn*, 2. MARCH.

The first command is given when the squad is three yards from the turning-point.

At the command *march*, pronounced the instant the rank is to turn, the man on the left, who becomes the guide, faces to the left in marching, and moves forward in the new direction, without changing the cadence or length of the step. The other men advance the shoulder opposite the guide, take the double time, and advance in the new direction, till they come successively upon the alignment, when they retake the quick time, and dress toward the guide.

63. In turning in double time, the men on the side opposite the guide must increase the gait in order to come into line.

Double rank.

64. The recruits are now placed in double rank, and the movements heretofore taught in single rank are repeated.

65. The distance between ranks, from back to breast, is *facing distance*; but, on rough ground, and when marching in double time, it is increased to thirty-two inches; upon halting, the rear rank closes to facing distance.

66. When the knapsack is worn, the distance between the ranks is increased by the depth of the knapsack.

67. In alignments in double rank, the rear-rank men cast their eyes to the side of the guide with the front-rank men, and maintain the proper distance between the ranks.

68. The double rank, faced by the flank, is called a *column of files*, the same as a single rank. In marching in column of files, each rear-rank man dresses on his front-rank man, who is the guide of the file.

69. In changing direction in column of files, each file wheels on a movable pivot.

70. In obliquing in line in double rank, each rear-rank man follows the man next on the right or left, or the second man on the right or left, of his front-rank man, according as the rear rank is at facing distance, or at thirty-two inches from the front rank.

71. In obliquing in column of files, the guide of each file is the man of the rank toward which the oblique is made, the guide of the column being the guide of the leading file.

MANUAL OF ARMS.

72. THE piece is in the right hand ; the barrel nearly vertical, and resting in the hollow of the shoulder, the guard to the front ; the arm hanging nearly at its full length, near the body, the thumb and forefinger embracing the guard, the remaining fingers closed together and grasping the stock just under the hammer, which rests on the little finger. This is the position of *carry arms*.

Recruits often have defects in the conformation of the shoulders, breast, and hips. On first bearing arms they are liable to derange their positions, by lowering the right shoulder and the right hand, or by sinking the hip and spreading the elbows. The instructor endeavors to correct these faults, so that the position of the pieces in the same line may be uniform, without constraint to the men.



Carry Arms.

The instructor sees that the piece at a carry is neither too high nor too low ; if too high, the right elbow will spread out, the soldier will occupy too much space in his rank and the piece be unsteady ; if too low, the files will be too much closed, the soldier will not have room enough to handle his piece with ease, the right arm will become fatigued, and will draw down the shoulder.

The manual of arms is taught to four men, placed at first in one rank, elbow to elbow, and afterward in two ranks.

To make the mechanism better known, the execution of each command is divided into motions.

The rate or swiftness of each motion in the manual of arms, with the exceptions herein indicated, is fixed at the ninetieth part of a minute. The same interval of time should separate the command of execution from the preparatory command. The instructor at first looks more particularly to the execution of the motions without requiring a nice observance of the cadence, to which he brings the recruits progressively, after becoming familiar with handling the piece.

As the motions relative to the cartridge, the fixing and unfixing of the bayonet, cannot be executed at the rate prescribed, nor even with a uniform swiftness, they are not subjected to the cadence. The instructor, however, causes these motions to be executed with promptness and with regularity.

As soon as the recruits thoroughly understand the several motions, they execute them alternately with and without the numbers, in order to attain the proper cadence, and to become perfect in the mechanism.

The piece is habitually carried at half cock.

To avoid repetition the following rules in the manual of arms are *general*:

FIRST. In resuming the carry from any position in the manual, the motion next to the last concludes with the left hand at the height of the shoulder, fingers extended and joined, the thumb close to the forefinger, back of the hand to the front, the elbow close to the body, the right hand embracing the guard with the thumb and forefinger.


SECOND. In all positions of the left hand at the lower band, except *charge bayonet* and *arms port*, the thumb is extended along the barrel, the end of it touching the lower band. In *charge bayonet* and *arms port* the thumb clasps the piece immediately below the lower band.

THIRD. In all positions of the piece in front of the centre of the body, the barrel is to the rear, and vertical.

The manual of arms is taught in the following order:
The instructor commands:

1. Present, 2. ARMS.

73. Carry the piece with the right hand, in front of the centre of the body, at the same time grasp it with the left hand at the lower band, the forearm horizontal and resting against the body. (Two.) Grasp the small of the stock with the right hand, below and against the guard.



Present Arms.

1. Carry, 2. ARMS. Resume the carry with the right hand (Two.) Drop the left hand by the side.

1. Support, 2. ARMS.

74. Carry the piece in front of the centre of the body; grasp it with the left hand at the lower band, and raise this hand to the height of the chin; at the same time grasp the piece with the right hand, four inches below the hammer.




Support Arms.

(Two.) Carry the piece opposite the left shoulder, barrel to the front; pass the left forearm extended between the right hand and the hammer, support the hammer on the left forearm, the left forearm horizontal, the wrist straight. (THREE.) Drop the right hand by the side.

1. *Carry*, 2. **ARMS**. Grasp the piece with the right hand under and against the left forearm; turn the piece with this hand, and carry it in front of the centre of the body; grasp it with the left hand at the lower band, the left forearm horizontal. (Two AND THREE.) Same as from *present*.

1. *Order*, 2. **ARMS**.

75. Grasp the piece with the left hand, the forearm horizontal, let go with the right hand; lower the piece quickly with the left, regrasping it with the right above the lower band, the little finger in rear of the barrel, the hand near the thigh, the butt about three inches from the ground, the left hand steadying the piece near the right, the fingers extended and joined. (Two.) Lower the piece gently to the ground with the right hand, drop the left hand by the side, and take the position to be described.



Order Arms.

Position of order arms.

76. The arm hanging naturally, elbow close to the body, the back of the hand to the right, the fingers extended and joined; the barrel between the thumb and forefinger extended along the stock; the toe of the butt against the toe of the right foot, the barrel to the rear and vertical.

To rest.

77. Being at order arms, the instructor commands: 1. *In place*, 2. **REST**.

To resume the attention, the instructor commands: 1. *Squad*, 2. **ATTENTION**.

Resume the position of *order arms*.

Being at order arms, to give the men rest, imposing both steadiness of position and silence, the instructor commands:

1. *Parade*, 2. *REST*.

78. At the command *rest*, carry the muzzle in front of the centre of the body, the barrel to the left; grasp the piece with the left hand just above, and with the right hand at the upper band; carry the right foot three inches straight to the rear, the left knee slightly bent.



Parade Rest.

To resume order arms the instructor commands: 1. *Squad*, 2. *ATTENTION*.

1. *Carry*, 2. *ARMS*. Raise the piece vertically with the right hand, grasping it at the same time with the left above the right, resume the carry with the right hand. (Two.) Drop the left hand by the side.

1. *Trail*, 2. *ARMS*.

79. Same as the first motion of *order arms*. (Two.) Incline the muzzle slightly to the front, the butt to the rear; drop the left hand by the side.

1. *CARRY*, 2. *ARMS*. At the command *carry*, bring the piece to a vertical position with the right hand, the little finger in rear of the barrel; at the command *arms*, execute what has been prescribed for the *carry*, from the position of *order arms*.

1. *Fix*, 2. *BAYONET*.

80. Grasp the piece with the left hand, forearm horizontal; carry it to the left side, the butt striking the ground

about eight inches to the rear of the left toe, the piece inclined to the front, the left wrist resting against the thigh; carry the right hand to the shank of the bayonet. (Two.) Draw the bayonet from the scabbard, and fix it on the end of the barrel; drop the right hand by the side.



Fix Bayonet.

1. *Carry*, 2. ARMS. Raise the piece with the left hand and place it against the right shoulder; resume the carry with the right hand. (Two.) Drop the left hand by the side.

1. *Charge*, 2. BAYONET.

81. Execute the first motion of *about face*, the left knee slightly bent, drop the piece into the left hand, at the lower band,

the elbow against the body, the point of the bayonet at the height of the chin, the right hand grasping the small of the stock and supporting it firmly against the right hip, the body inclining slightly forward.

1. *Carry*, 2. ARMS. Resume the carry with the right hand, at the same time facing to the front. (Two.) Drop the left hand by the side.

1. *Unfix*, 2. BAYONET.

82. Carry the piece to the left side as in *fix bayonet*, and place the forefinger of the right hand against the clasp of



Charge Bayonet.



Unfix Bayonet.

the bayonet. (Two.) Unclasp the bayonet; grasp it by the shank, wrest it from the barrel, and place it in the scabbard, the right hand falling by the side.

The *carry arms* is executed the same as from *fix bayonet*.

Bayonets are *fixed* and *unfixed* from the *order arms*, by the same commands as from the *carry*, the piece being shifted from the right to the left side. To return to the *carry*, or *order*, the instructor commands: 1. *Carry*, 2. *ARMS*; or, 1. *Order*, 2. *ARMS*.

In fixing or unfixing bayonets from the *order*, and in returning to the *order*, the hands change in front of the centre of the body, the left hand grasping the piece above the right.

Being at a *carry*, the instructor commands:

1. *Right shoulder*, 2. *ARMS*.

83. Raise the piece vertically with the right hand; grasp it with the left at the lower band, and raise this hand till it is at the height of the chin; at the same time embrace the butt with the right hand, the toe between the first two fingers, the other fingers under the plate. (Two.) Raise the piece and place it on the right shoulder, the lock-plate up, the muzzle elevated and inclined to the left; so that, viewed from the front, the line of the stock from the toe to the guard, shall appear parallel to the row of buttons; slip the left hand down to the lock-plate. (THREE.) Drop the left hand by the side.

1. *Carry*, 2. *ARMS*. Carry the butt slightly to the left, and lower the piece with the right hand; grasp it with the left at the lower band, the hand at the height of the

chin, the barrel to the rear, and vertical. (Two.) Resume the carry with the right hand. (THREE.) Drop the left hand by the side.

84. Being at a support, to come to a right shoulder, the instructor commands:

1. *Right shoulder*, 2. ARMS.

Grasp the piece with the right hand at the small of the stock, and carry it in front of the centre of the body, grasping it with the left hand at the lower band, the hand at the height of the chin. (Two.) Carry and place the piece on the right shoulder, the lock-plate up, the right hand embracing the butt; slip the left hand to the lock-plate. (THREE.) Drop the left hand by the side.

1. *Support*, 2. ARMS.

85. Carry the butt slightly to the left, and lower the piece with the right hand in front of the centre of the body; grasp it with the left hand at the lower band, the hand at the height of the chin; change the right hand to the small of the stock, four inches below the hammer. (Two.) Carry the piece opposite the left shoulder, barrel to the front, the hammer resting on the left forearm. (THREE.) Drop the right hand by the side.

Being at a carry, the instructor commands:

1. *Arms*, 2. PORT.

86. Throw the piece diagonally across the body, the lock to the front; grasp it smartly at the same instant,



Right Shoulder Arms.



Arms Port.

Resume the carry with the right hand.
(Two.) Drop the left hand by the side.

1. *Secure*, 2. ARMS.

88. Advance the piece slightly with the right hand, the barrel turning to the right; grasp the piece with the left hand, the forearm horizontal, and turn the barrel to the front, at the same time change the grasp of the right hand to the lower band, the barrel vertical. (Two.) Drop the muzzle to the front, the guard under the right arm, the hand supported against the hip, the thumb on the rammer; drop the left hand by the side.

1. *Carry*, 2. ARMS. Grasp the piece

with both hands, the right at the small of the stock, the left at the lower band, the barrel sloping upward and crossing opposite the point of the left shoulder, the butt proportionately lowered. The palm of the right hand is above, and that of the left under the piece, the nails of both hands next the body, to which the elbows are closed.

87. The position of *arms port* may be taken in advancing to an attack. It is likewise used by sentinels in receiving or holding communications. In challenging, and receiving the counter-sign, sentinels take the position of *charge bayonets*.

1. *Carry*, 2. ARMS.



Secure Arms.

with the left hand, back down, midway between the upper and lower bands; resume the carry with the right hand, the barrel turning to the right. (Two.) Drop the left hand by the side.

1. *Reverse*, 2. ARMS.

89. Raise the piece vertically with the right hand, advancing it slightly; grasp it with the left hand at the lower band, the forearm horizontal; at the same time grasp the small of the stock with the right hand. (Two.) Reverse the piece, the muzzle dropping to the front, the butt passing between the breast and right forearm; the right hand grasping the small of the stock at the height of the shoulder, the barrel to the front and vertical; the fingers of the left hand extended, and joined in front of the barrel, the little finger at the lower band. (THREE.) Press the muzzle to the rear with the left hand, the piece inclined at an angle of forty-five degrees; steady it in this position by pressure of the right elbow against the body; carry the left hand behind the back and grasp the piece between the bands.

1. *Carry*, 2. ARMS. Let go the piece with the left hand, and regrasp it in front at the lower band, back of the hand to the left, the thumb pointing downward, the right forearm horizontal, the barrel vertical. (Two.) Reverse the piece with both hands, the butt passing between the breast and right forearm; resume the carry with the right hand. (THREE.) Drop the left hand by the side.



Reverse Arms.

90. When necessary to march long distances with arms reversed, the piece may be changed to a corresponding position under the left arm by the commands: 1. *Left Reverse*, 2. ARMS. The piece is placed under the left arm with the right hand, the left hand carried to the small of the stock, the right hand behind the back.

The piece is similarly restored by the commands: 1. *Reverse*, 2. ARMS.

Being at a carry, the instructor commands:

1. *Rest on*, 2. ARMS.

91. Raise the piece vertically with the right hand, advancing it slightly, grasp it with the left hand at the lower band, the forearm horizontal; reverse it with both hands, the muzzle dropping to the front, the butt passing between the breast and the right forearm; place the muzzle upon the left toe, the barrel to the right, the left hand slipping up the stock, the back to the left.

(Two.) Carry the right foot three inches to the rear; at the same time place the hands upon the butt, the right hand uppermost, the left knee slightly bent. (THREE.) Incline the head toward the hands.




Rest on Arms.

1. *Carry*, 2. ARMS. Grasp the small of the stock with the right hand, back to the right; carry the piece with the right hand opposite the right shoulder, barrel to the front and vertical, forearm horizontal; grasp the piece at the lower band with the left hand, back to the left, the thumb pointing downward; bring the right foot by the side of the left. (Two.) Reverse the piece with both hands, the butt passing between the breast and right forearm; resume the carry with the right hand. (THREE.) Drop the left hand by the side.

1. *Squad*, 2. **LOAD.**

92. Execute the first motion of *about face*, the left knee slightly bent; at the same time drop the piece into the left hand at the lower band, elbow against the body, the small of the stock two inches below the right breast, the barrel sloping downward at an angle of about twenty-five degrees, the right hand at the small of the stock. (Two.) Look toward the chamber, open it, remove the cartridge-case if necessary, take a cartridge from the cartridge-box, and hold it near the chamber, between the thumb and first two fingers. (THREE.) Place the cartridge in the bore, pressing it home with the thumb, close the chamber, cast the eyes to the front; carry the right hand to the small of the stock, and raise the muzzle to the height of the chin.



Load.

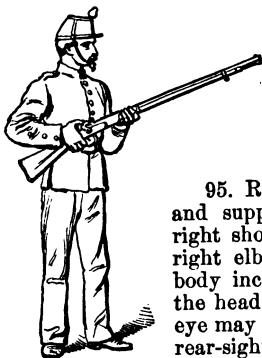
1. *Carry*, 2. **ARMS.** Resume the carry with the right

hand, at the same time face to the front. (Two.) Drop the left hand by the side.

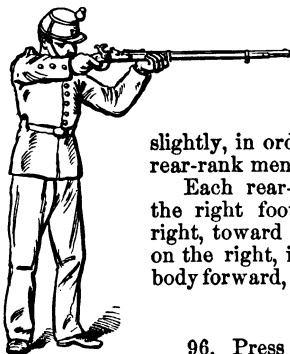
93. With cartridges, the commands for loading, previous to the first fire, are: 1. *With ball* (or *blank*) *cartridge*, 2. **LOAD.**

1. *Squad*, 2. **READY.**

94. Same as first motion of load, except that the muzzle is at the height of the chin, the right thumb on the head of the hammer, the fingers supported against the guard and small of the stock. (Two.) Cock the piece, and



Ready.



Aim.

then grasp it at the small of the stock.

The piece, after loading, may be brought to a *ready* by the commands: 1. *Squad*, 2. *READY*. At which the piece is cocked.

AIM.

95. Raise the piece with both hands, and support the butt firmly against the right shoulder, the left elbow down, the right elbow as high as the shoulder, the body inclining slightly forward; incline the head upon the stock so that the right eye may quickly perceive the notch of the rear-sight, the front-sight, and the object aimed at; the left eye closed, the right thumb extended along the stock, the forefinger on the trigger.

When recruits are formed in two ranks, the front-rank men lower the right elbow slightly, in order to facilitate the aim of the rear-rank men.

Each rear-rank man in aiming carries the right foot about eight inches to the right, toward the left heel of the man next on the right, inclining the upper part of the body forward, bending slightly the right knee.

FIRE.

96. Press the forefinger against the trigger; fire without deranging the aim,

or lowering or turning the head, and remain in this position.

The instructor will be careful to observe that the men aim at a distinct object, and that the barrel be so directed that the line of fire and the line of sight be in the same vertical plane. To accustom the men to fire at objects above or below them, the firings should sometimes be executed on ground of different inclinations.

LOAD.

97. Drop the piece, as in the first motion of load; place the thumb on the hammer, the forefinger on the trigger, half-cock the piece, load and bring the piece to a *ready*.

98. When firing, the pieces, without command, are brought to a *ready* as soon as loaded. *This rule is general.*

99. If the instructor does not wish the recruits to reload after firing, he commands: 1. CARRY, 2. ARMS.

At the command *carry*, drop the piece to the position of the first motion of load; half-cock, open the chamber, remove the cartridge-case, close the chamber, grasp the piece with the right hand at the small of the stock, and raise the muzzle to the height of the chin. At the command *arms*, resume the carry with the right hand, and face to the front. (Two.) Drop the left hand by the side.

100. To accustom the recruits, in the position of aim, to wait for the command *fire*, the instructor commands:

1. RECOVER, 2. ARMS.

At the command *recover*, withdraw the finger from the trigger; at the command *arms*, retake the position of *ready*.

101. The recruits being at a *ready*, to bring them to a carry, the instructor commands: 1. CARRY, 2. ARMS.

At the command *carry*, place the thumb on the hammer,

the forefinger on the trigger, half-cock the piece, and grasp the small of the stock with the right hand. At the command *arms*, resume the carry, as from load.

102. To ascertain, after firing, if any of the pieces are loaded, the instructor brings the pieces to *arms port*, and commands: 1. *Open*, 2. CHAMBER. At which the recruits quit the piece with the right hand, open the chamber, and return the right hand to the small of the stock. The instructor then examines the pieces. Each recruit closes the chamber and returns the right hand to the small of the stock as soon as his piece is examined. If the instructor does not wish to examine the pieces, he commands: 1. *Close*, 2. CHAMBER, at which the chambers are closed, and *arms port* resumed. The pieces are returned to the carry by command.

103. The piece being at a carry and loaded, to draw the cartridge, the instructor commands:

1. *Draw*, 2. CARTRIDGE.

At which the pieces are brought to the position of first motion of load; the chamber is then opened, the cartridge withdrawn and returned to the cartridge-box; after which the chamber is closed, the right hand carried to the small of the stock, and the muzzle raised to the height of the chin. The pieces are returned to the carry by command.

Firings.

104. The firings are direct or oblique, and are executed as follows:

The direct fire.

105. The instructor commands:

1. *Fire by squad*, 2. *Squad*, 3. READY, 4. AIM, 5. FIRE,
6. LOAD.

The commands *ready*, *aim*, *fire*, and *load*, are given

with sufficient intervals to allow them to be executed as already prescribed. The rear-rank men incline the upper part of the body forward, so that their pieces may reach as far as possible beyond the front rank.

Upon the completion of the load, the instructor continues the firing by the commands :

1. *Squad*, 2. *AIM*, 3. *FIRE*, 4. *LOAD*.

106. To cease firing, the instructor commands :

1. *Cease*, 2. *FIRING*.

At this command, the men cease firing, reload their pieces if unloaded, and afterward bring them to a *carry*. *This rule is general.*

Oblique firings.

107. The oblique firings are executed to the right and left by the same commands as the direct fire, except that the command *aim* is preceded by the command *right* (or *left*) *oblique*.

At the command *right oblique*, the men of both ranks cast their eyes to the right and look steadily at the object. At the command *aim*, the front rank men aim obliquely to the right, without deranging the feet; each rear-rank man aims obliquely to the right, keeping the right foot in its place, at the same time advancing the left foot about eight inches to the right and front, the toe pointing in the direction he is to fire, the upper part of the body inclining forward, the left knee slightly bent.

If the command be *left oblique*, the men of both ranks cast their eyes to the left; the rear-rank men at the same time raise their pieces to a vertical position. At the command *aim*, the front-rank men aim obliquely to the left, without deranging the feet; each rear-rank man, keeping

the right foot in its place, brings down his piece to the left of his front-rank man, at the same time advancing his left foot about eight inches to the left and front, the toe pointing in the direction he is to fire, inclining the upper part of the body forward, the left knee slightly bent.

In recovering arms from the left oblique, each rear-rank man, at the command *recover*, raises his piece to a vertical position, and, at the command *arms*, comes to the position of ready.

In both cases at the command *load*, the men of each rank come to the position of load, as prescribed in the direct fire, the rear-rank men bringing back the foot in advance to the proper position in loading, and bringing back their pieces as in recovering arms.

To fire by file.

108. The instructor commands :

1. *Fire by file*, 2. *Squad*, 3. **READY**, 4. **COMMENCE FIRING**.

At the fourth command, the file on the right aim and fire, reload, fire again, and so on. The second file aim at the instant the first lower their pieces to the position of the first motion of load, fire, and conform to what has been prescribed for the first file, and so on to the left. After the first fire each man loads and fires independently of the others.

To fire by rank.

109. The instructor commands :

1. *Fire by rank*, 2. *Squad*, 3. **READY**, 4. *Rear rank*,
5. **AIM**, 6. **FIRE**, 7. **LOAD**.

The rear rank aims, fires, and loads, as already explained.

As soon as the instructor sees several pieces of the rear rank in the position of ready, he commands :

1. *Front rank*, 2. AIM, 3. FIRE, 4. LOAD.


The instructor causes the ranks to alternate in firing, until he commands: 1. *Cease*, 2. FIRING.

To fire kneeling.

110. The pieces being loaded, and at a carry, the instructor commands:

1. *Fire kneeling*, 2. KNEEL.

Bring the left toe square to the front, and plant the right foot so that the toe shall be about twelve inches to the rear and twelve inches to the left of the left heel, the feet at right angles; kneel on the right knee, bending the left; drop the muzzle to the front, support the piece with the left hand at the lower band, the



Fire Kneeling.

forearm resting on the left knee, the right hand grasping the small of the stock, muzzle at the height of the chin.

If formed in two ranks, at the first command for kneeling, the rear-rank men take a side-step to the right. After rising they take a side-step to the left and cover their front-rank men.

The firings are executed by the same commands as when standing.

The piece is brought to a ready by simply cocking it, and is supported in aiming by the left elbow, resting on the left knee. To load, lower the piece, support it with the left hand at the lower band, the left forearm resting on the left knee, the barrel sloping downward. In firing ob-

liquely, the rear-rank men aim through the same intervals as when standing, and do not support the left elbow on the left knee.

To rise, the instructor commands :

1. *Squad*, 2. RISE.

At which the men rise, face to the front and resume the carry.

To fire lying down.

111. The squad being in one rank, pieces loaded and at an order, the instructor commands :

1. *Fire lying down*, 2. LIE DOWN.

At the second command, each man drops on his knees, places his left hand, well forward, on the ground, and lies flat on his belly ; the piece is lowered at the same time with the right hand, the toe and muzzle resting on the ground, the barrel up, the left hand at the lower band, the left elbow on the ground, the right hand at the small of the stock, opposite the neck. At the command *commence firing*, cock the piece ; raise it with both hands, press the butt against the shoulder, and, resting on both elbows, aim and fire.

To load the piece, steady it at the lower band with the left hand, the toe and muzzle resting on the ground, insert the cartridge with the right hand.

To rise, the instructor commands :

1. *Squad*, 2. RISE.

Draw back the piece slightly ; grasp it at the lower band with the right hand, and bring it to a vertical position, barrel to the rear, the butt opposite the neck ; with the aid of both hands raise the body to a vertical position, on the knees ; bring back the piece, the toe in a line with

right knee; throw the weight of the body backward, rise on the balls of both feet, and return to the position of order arms.

Troops will never be permitted to fire lying down when the enemy, advancing to the attack, arrives within effective range.

Sergeants' salute with arms.

1. *Sergeants*, 2. SALUTE.

112. Being at a carry, raise the left hand and arm horizontally to the front, palm of the hand down, the fingers extended. (Two.) Bend the left elbow, carrying the hand around till the forefinger strikes the piece in the hollow of the right shoulder, retaining it there till the salute is acknowledged. (THREE.) Return to the position of the first motion. (FOUR.) Drop the left hand by the side.

113. The recruits being at order arms, bayonets fixed, to cause an inspection of arms, the instructor commands:

1. *Inspection*, 2. ARMS.

Commencing on the right, the instructor inspects the pieces in succession. Each recruit, as the instructor approaches him, tosses his piece quickly with the right hand opposite the left eye, catching it with the left hand between the rear-sight and the lower band, the thumb extended along the stock, the barrel to the right, and inclined slightly to the front, the hand at the height of the chin, dropping the right hand by the side; the instructor takes the piece with the right hand at the small of the stock, the man



Inspection Arms.

dropping the left hand by the side, inspects and hands it back to the recruit, who receives it with the right hand and resumes the *order*.

As the instructor returns the piece, the recruit next on the left throws up his piece to the position of *inspection*, and so throughout the squad.

Should the piece be inspected without handling, the recruit resumes the *order* as the inspector passes to the next man, who immediately tosses up his piece.

114. For the purpose of instruction all the pieces may be brought to the position of *inspection arms*, by the commands: 1. *Inspection*, 2. *ARMS*, and returned to the *order* by the commands:

1. *Order*, 2. *ARMS*.

At the last command, lower the piece with the left hand, grasp it with the right hand above the lower band, and restore it to the order, in two motions, the same as from a carry.

Inspection of Boxes.

115. The instructor wishing to inspect boxes, commands:

1. *Open*, 2. *BOXES*.

At this command, each recruit steadies the piece at the right shoulder with the left hand, and with the right opens the cartridge-box, holding the flap against the body, palm of the hand to the rear. Beginning on the right, the instructor inspects the boxes successively. Each recruit, as his box is inspected, closes it and resumes the position of *order arms*.

To stack arms.

116. The squad being at a carry, the instructor com-

mands: 1. *Count*, 2. *FOURS*. Beginning on the right, the men of each rank count *one, two, three, four*, and so on to the left; he then brings the squad to *order arms*, and commands:

1. *STACK*, 2. *ARMS*.

At the command *stack*, each even number of the front rank carries his piece with the right hand diagonally in front of the centre of the body, and grasps it with the left hand above the lower band, the barrel to the rear, the muzzle opposite the right arm; he then grasps the piece of his rear-rank man with his right hand above the lower band, and places the shank of the bayonet upon that of his own, the barrel to the right; the odd number of the front rank, with the right hand, then places the shank of his bayonet in the angle formed by the bayonets of the other two pieces, the barrel to the front, retaining his hold on the piece above the lower band; the butts of all the pieces about six inches from the ground.

At the command *arms*, the even number of the front rank, with his right hand, passes the butt of the musket of the rear-rank man thirty inches to the front, passing it between the butts of the other two pieces; the stack is then lowered, the butt of the musket of the even number striking the ground just to the left of his left toe, that of the odd number striking the ground between his feet.

The stack being formed and aligned, the command, *lay on loose pieces* is given; at which the remaining pieces in the rear rank are passed to the even numbers of the front rank, who lay them on the stacks. The pieces of the file-closers are laid on the stacks at the same time.

The men, having quitted their pieces, take the position of the soldier, and the instructor commands:

1. *Break ranks*, 2. *MARCH*.

To resume arms.

117. The instructor commands:

1. *Squad*, 2. *ATTENTION*, 3. *TAKE*, 4. *ARMS*.

At the second command, the men resume their places in rear of the stacks, and come to attention.

At the command *take*, the pieces of the odd numbered men of the rear rank, and the file-closers, are passed to them; the even number of the front rank then grasps his own piece with the left hand, the piece of his rear-rank man with his right hand, both hands above the lower band; the odd number of the front rank at the same time grasps his own piece with his right hand above the lower band. At the command *arms*, raise and break the stack, and return the pieces to the order arms.

If in single rank, number two of each four makes the stack, and at the command *stack*, takes the piece of number three with the left hand above the lower band and uses it as explained for the piece of the even number when in two ranks; his own piece he places as explained for the piece of the even numbered rear-rank man; the stack is completed as in two ranks, after which the piece of number four is passed to the right and placed upon the stack.

In breaking the stack, the piece of number four is first passed to him; the stack is then broken as when in two ranks, except that number two grasps his own piece with the right and the piece of number three with the left hand.

Remarks on the Manual of Arms.

118. The instructor may frequently cause the men to march in common time and to execute the motions of the manual in cadence with the step, thereby giving them skill in the use of the piece when on the march. He may also

cause them to execute the manual while marching in quick time.

119. Whenever the command *double time* is given, the pieces are brought to the *right shoulder*, unless the instructor previously commands, *trail arms* or *arms port*. The pieces are likewise brought to the *right shoulder*, if not already there, at the preparatory command for *turning*.

The left hand, in double time, is carried as when marching in double time without arms.

Whenever the command *halt* is given, the men bring their pieces to the *carry* upon executing the command.

These rules are general.

To dismiss the squad, with arms,

120. The instructor commands :

1. *Arms*, 2. *PORT*, 3. *Break ranks*, 4. *MARCH*.

BAYONET EXERCISE.

121. WHEN practicable, the men should be provided with masks, and whalebone bayonets with balls one inch in diameter at the point.

The men are formed in line, with an interval of three yards between files, arms at a *carry*.

As soon as the movements are executed accurately, the commands are given rapidly; expertness in the bayonet exercise depending mostly on quickness of motion.

To open and close files.

122. *To the right or left.* Being in line, at a halt, the instructor specifies the interval in yards, and commands: 1. *Right* (or *left*) *open files*, 2. MARCH, 3. *Squad*, 4. HALT, 5. *Left* (or *right*), 6. FACE, 7. *Left* (or *right*), 8. DRESS, 9. FRONT.

At the first command, the recruits face to the right; at the command *march*, the leading file steps off, followed in succession by the others at the specified interval; the command *halt* is given when the last file has its interval.

123. To close files, the instructor commands: 1. *Right* (or *left*) *close files*, 2. MARCH, 3. *Right* (or *left*), 4. DRESS, 5. FRONT.

At the first command, the file on the right stands fast; the other files face to the right and at the command *march* step off, successively halting and facing to the left upon closing to facing distance; the commands for dressing are given when the last file faces to the front.

124. *To the Front.* Being in line, at a halt, the squad having counted fours, the instructor specifies the dis-

tance in yards, and commands: 1. *Front open files*, 2. **MARCH**.

At the command *march*, number one in each four moves straight to the front; number two moves off as soon as number one has advanced the specified distance, numbers three and four move off in succession in like manner. The proper distances being attained, the instructor commands: 1. *Squad*, 2. **HALT**.

125. To close files, the instructor commands: 1. *Front close files*, 2. **MARCH**, 3. *Right*, 4. **DRESS**, 5. **FRONT**.

At the command *march*, number one of each four stands fast, numbers two, three, and four, move straight to the front and halt when they arrive on the line; the commands for dressing are given when all the files have arrived in line.

GUARD.

126. Bring the left toe nearly to the front; carry the right foot three inches to the rear, the heel two inches to



Guard.

the right of the left, the feet at right angles. (Two). Carry the right foot fifteen inches to the rear, feet at right an-

gles, knees slightly bent, the body resting equally on both legs; at the same time bring down the piece into the left hand, the little finger at the lock-plate, thumb along the stock, the right hand at the small of the stock, the barrel turned slightly to the left, the butt three inches in front of the body,

and a little below the belt-plate, the point of the bayonet in front of and at the height of the chin, both arms half extended, the left elbow near the body. All movements in the bayonet exercise, not specially excepted, are executed from guard, to which position the piece is restored after each movement by the command *guard*.

ADVANCE.

127. Move the left foot quickly forward, twice its length ; follow with the right foot the same distance.

RETIRE.

128. Move the right foot quickly to the rear, twice its length ; follow with the left foot the same distance.

1. *Front*, 2. *PASSADE*.

129. Advance quickly the right foot fifteen inches in front of the left, keeping the feet at right angles ; advance the left foot to its relative position in front.

1. *Rear*, 2. *PASSADE*.

130. Carry the left foot quickly fifteen inches to the rear of the right, keeping the feet at right angles ; place the right foot in its relative position in rear.

1. *Right*, 2. *VOLT*.

131. Face to the right, turning on the ball of the left foot, at the same time carry the right foot quickly to its position in rear.

1. *Left*, 2. *VOLT*.

132. Face to the left, turning on the ball of the left foot, at the same time carry the right foot quickly to its position in rear.

133. *Right-rear* and *left-rear volts* are similarly executed, facing about on the ball of the left foot.

The foregoing movements are first executed without arms.

*Parries.*1. *Tierce*, 2. PARRY.

134. Move the point of the bayonet five or six inches to the right.



Tierce Parry.

1. *Quarte*, 2. PARRY.

135. Move the piece quickly to the left, the small of the stock passing under the left elbow, the piece covering the left shoulder; the barrel to the left, bayonet in front of, and higher than the shoulder, the left forearm on the right of the piece, the elbow touching the right wrist, the fingers on the stock.



Quarte Parry.



Seconde Parry.

1. *Seconde*, 2. PARRY.

136. Move the point of the bayonet quickly to the left, describing a semi-circle from left to right, the point of the bayonet at the height of and in front of the right knee, barrel to the left; the left elbow in front of the body, the flat of the butt under the right forearm, the elbow two or three inches higher than the right shoulder.

1. *Butt*, 2. *PARRY*.

137. Move the piece quickly to the left, covering the left knee and shoulder; the barrel to the right, the butt three inches above, and to the left of the left knee; the left hand and arm as in *quarte parry*.



Butt Parry.

1. *Prime*, 2. *PARRY*.

138. Lower the point of the bayonet and describe a semicircle to the left, carry the piece to the left, covering the left shoulder; the barrel downward, the left forearm behind the piece, the bayonet at the height of and to the



Prime Parry.

left of the left knee; the butt higher than the head, the right forearm above the eyes and six inches in front of the forehead.

Double parries.

139. The double parries are combinations of the simple parries, and are executed by the following commands:

1. *TIERCE*, 2. *QUARTE*.1. *QUARTE*, 2. *TIERCE*.1. *PRIME*, 2. *SECONDE*.1. *SECONDE*, 2. *PRIME*.

- | | |
|------------------------|------------------------|
| 1. TIERCE, 2. SECONDE. | 1. SECONDE, 2. TIERCE. |
| 1. TIERCE, 2. BUTT. | 1. BUTT, 2. TIERCE. |

140. The *tierce* and *quarte parries* are used against blows aimed above the arms; *seconde* and *butt parries*, below the arms; *prime parry*, for blows either above or below the arms.

In all parries, care must be taken not to uncover the body, by moving the piece farther than necessary to parry the blow.

Thrusts.

141. The thrusts are used after each parry, the object being to reach the adversary before recovering his guard;

they are executed at the command
thrust,
 given quickly after the

command *parry*. They may also be used after the *advance*, the *retire*, the *passades*, and the *volts*.

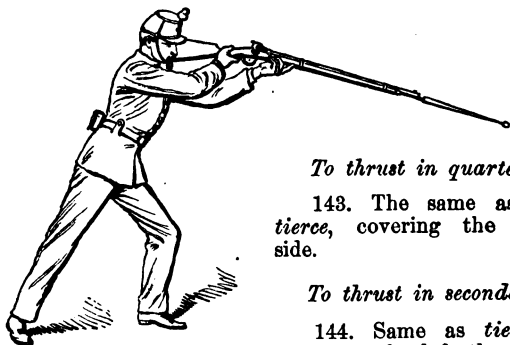
To thrust in tierce.

142. Extend both arms, straightening at the same time the right leg, the bayonet at the height of the breast, barrel

up, butt in advance of, and to the right of the head, guard at the height of the eyes; the right side covered.



Thrust in Tierce.



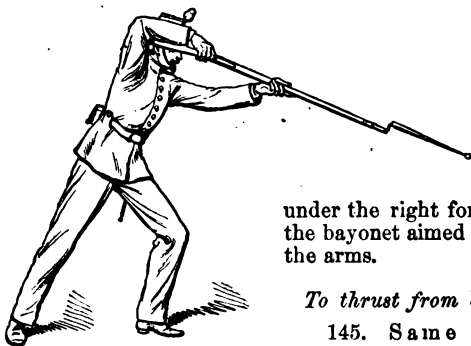
Thrust in Quarte.

To thrust in quarte.

143. The same as in *tierce*, covering the left side.

To thrust in seconde.

144. Same as *tierce*; barrel to the left, the butt

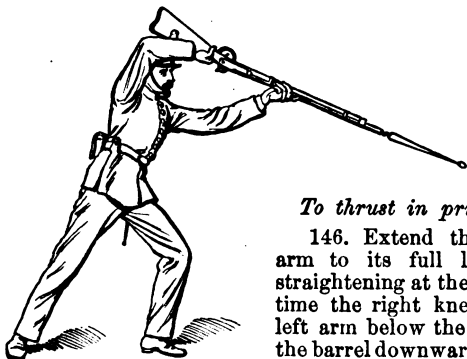


Thrust in Seconde.

under the right forearm, the bayonet aimed below the arms.

To thrust from butt.


145. Same as in *quarte*.



Thrust in Prime.

To thrust in prime.

146. Extend the left arm to its full length, straightening at the same time the right knee, the left arm below the piece, the barrel downward; the position of the right hand

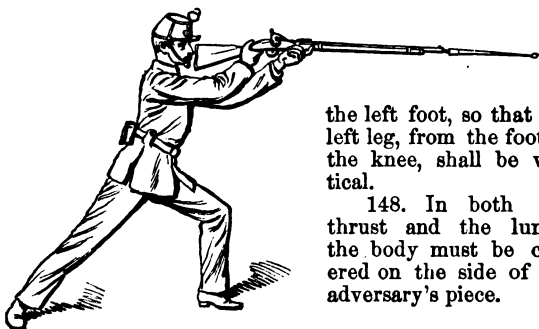


Lunge in Tierce.

the same as in the *parry in prime*.

Lunges.


147. The lunges are used the same as the thrusts, and differ from them only in advancing



Lunge in Quarte.

the left foot, so that the left leg, from the foot to the knee, shall be vertical.

148. In both the thrust and the lunge, the body must be covered on the side of the adversary's piece.



Butt to Front.

BUTT TO FRONT.

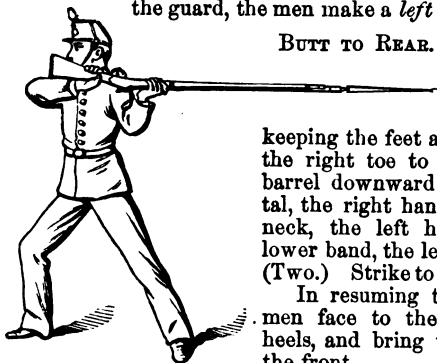
149. Raise the piece nearly vertical, and bring it back, the barrel in the hollow of the right shoulder. (Two.) Strike quickly, the butt to the front, straightening the right leg, the barrel resting on the right shoulder.

Butt to right (or left).

150. The same as *butt to front*, except in executing the

first motion, the men make a *right* (or *left*) *volt*. In resuming the guard, the men make a *left* (or *right*) *volt*.

BUTT TO REAR.



Butt to Rear.

151. Turn to the right on both heels, keeping the feet at right angles, the right toe to the rear, the barrel downward and horizontal, the right hand opposite the neck, the left hand near the lower band, the left leg straight. (Two.) Strike to the rear.

In resuming the guard, the men face to the left on both heels, and bring the left toe to the front.



Right Short Thrust.

1. *Right short*, 2. THRUST.

152. Change quickly the position of the hands, the right at the lower band, the left above the upper band, barrel upward, butt to the rear, the muzzle opposite the centre of the body, the right leg straight. (Two.) Thrust forward.

153. Being in the position of *quarte* or *butt parry*, the *left short*

thrust is similarly executed, the right hand being above the upper band.

Cavalry Parries.

1. *High tierce*, 2. PARRY.

154. Turn the piece, barrel to the left; support it with the right elbow against the hip, the barrel between the thumb and forefinger of the left hand; the left forearm above, and about eight inches in front of the head; the piece about eight inches to the right of the head, covering the head and right shoulder.



High Tierce Parry.

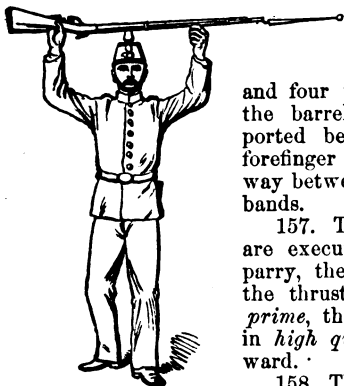
1. *High quarte*, 2. PARRY.

155. Carry the piece to the left of the left shoulder, the barrel to the right, and nearly vertical, the right hand



High Quarte Parry.

at the small of the stock, the left elbow at the height of the shoulder, and touching the right wrist, the fingers on the stock.

1. *High prime*, 2. *PARRY*.

High Prime Parry.

156. Raise the piece with both hands, about eight inches in front and four inches above the head, the barrel downward and supported between the thumb and forefinger of the left hand midway between the upper and lower bands.

157. The *thrusts* and *lunges* are executed after each cavalry parry, the bayonet elevated. In the thrust from *high tierce* and *prime*, the barrel is downward; in *high quarte* the barrel is upward.

158. The high double parries are executed as follows:

- | | |
|----------------------------|---------------------|
| 1. HIGH TIERCE, 2. QUARTE. | 1. HIGH QUARTE, 2. |
| TIERCE. | |
| 1. HIGH PRIME, 2. SECONDE. | 1. SECONDE, 2. HIGH |
| PRIME. | |

159. The *seconde* is the same for cavalry as infantry.

1. *Carry*, 2. *ARMS*.

160. Resume the *carry* with the right hand, at the same time face to the front, placing the right heel by the side of the left. (Two.) Drop the left hand by the side.

161. When masks and wooden muskets are provided, the principles of the bayonet exercise are taught by arranging the men in two ranks, facing each other. The men of

one rank are designated *number one*, the men of the other rank *number two*.

The caution *number one*, or *two*, precedes the command whenever the movement is to be limited to the men of one rank.

To engage.

162. Being in the position of *guard*, the instructor commands:

1. *Engage*, 2. *TIERCE*.

At the command *tierce*, numbers one and two cross their bayonets, about six inches from the points, the bayonets touching on the right.

Engage in *quarte* is similarly executed, the bayonets touching on the left.

Each man seeks to cover himself on the side engaged, so as not to be reached by a direct lunge from his adversary.

To disengage.

163. Being engaged in *tierce*, number two covered, the instructor commands:

1. *Number one*, 2. *DISENGAGE*.

Number one passes his bayonet quickly under the bayonet of number two, to the left side, and lunges as explained for the *lunge in quarte*. Number two, as soon as he loses the touch of his adversary, executes the *quarte, prime*, or *butt parry*, and then thrusts or lunges at command.

Being engaged in *quarte*, number two covered, number one disengages from the left to the right side, and lunges as explained for the *lunge in tierce*. Number two, as soon as he loses the touch of his adversary, parries in *tierce* or *seconde* and then thrusts or lunges at command.

Number two is taught to disengage in the same manner, and number one executes the parries.

164. Being engaged in *tierce*, if number two be too quick to be reached by disengaging, the instructor commands: ONE, TWO, LUNGE.

At the command *one*, number one passes his bayonet quickly under the bayonet of number two, from *tierce* to *quarte*; at the command *two*, he returns quickly from *quarte* to *tierce*, and at the third command, lunges as explained for the *lunge in tierce*.

At the command *one*, number two executes *quarte*, *prime*, or *butt parry*, and at the command *two*, executes the *tierce* or *seconde parry*, and then thrusts or lunges at command.

If engaged in *quarte*, the feint from *quarte* to *tierce*, the return to *quarte*, and the *lunge*, are executed by the same commands, the lunge being in *quarte*.

At the command *one*, number two parries in *tierce* or *seconde*; at the command *two*, he executes the *quarte prime* or *butt parry*, and then thrusts or lunges.

Number two is taught the feints in the same manner, and number one executes the double parries.

TARGET PRACTICE.

165. *The line of fire* is the axis of the bore prolonged.

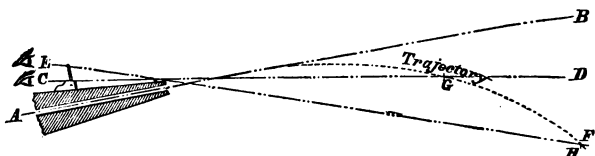
The plane of fire is a vertical plane, through the line of fire.

The line of sight is the right line from the eye to the object to be hit, passing through the front and rear sights.

The natural line of sight is the right line through the lowest notch of the rear-sight, and the front-sight.

To aim the piece correctly, the eye, the notch in the rear-sight, the front-sight, and the object, must be in the same right line, lying in the plane of fire.

An object is at *point-blank* distance, when it can be hit by aiming directly at it along the natural line of sight.



A B, line of fire. *C D*, natural line of sight. *E F*, artificial line of sight. *G*, point-blank. *H*, artificial point-blank.

This distance with the present arm is one hundred yards.

To hit an object within the *point-blank*, the piece is aimed below it.

To hit an object beyond the *point-blank*, the muzzle has to be raised, which is effected by elevating the notch on the rear-sight along a vertical leaf, on which are graduated distances, from three hundred to a thousand yards: by

this means artificial *point-blanks* are established, the piece being aimed as when at *point-blank*.

Principles of aiming.

166. The men, in squads of from twelve to twenty, are first instructed in the principles of aiming, which may be taught in-doors.

To this end a target is made, having a black circle six inches in diameter for the centre; exterior to it are four concentric rings, alternately white and black, each ring from two to four inches wide.

The target is posted at various distances from a table, tripod, or other support, on which rests a sand-bag, the upper surface of which should be at the height of the shoulder.

In the first lessons, a small white wafer will be pasted over the centre of the target. The wafer and sand-bag being arranged, the instructor, who is always a commissioned officer, indents the sand-bag slightly, and, placing the musket on it, aims it accurately at the target. He then requires the men separately to examine the aim, causing them to close the left eye. He next deranges the piece and causes the men successively to direct it on the wafer, verifying each aim, and deranging it before the next man steps forward. The instructor next aims the piece above, below, to the right or left of the target, and requires the men to state the error and correct it. These lessons are repeated at different distances, the instructor exposing faults and requiring the men to correct them.

To aim at objects beyond the *point-blank*, the instructor commands:

1. *At three hundred (or so many) yards,* 2. *AIM.*

At the first command, the men seize the slide between

the thumb and forefinger, open the leaf to the front, and move the slide until the upper line coincides with the distance marked on the leaf; the leaf is then placed at right angles to the axis of the piece. At the command *aim*, the men aim through the notch in the slide, and the front-sight. After firing, the leaf is turned back to its proper position.

167. Having taught the principles of aiming, the instructor next impresses upon the minds of the men that accuracy of fire depends on pulling the trigger steadily.

The piece being in the position of *ready*, the instructor directs each man to place the forefinger on the trigger, so that the second joint shall touch the right side.

The trigger is pulled by a steadily-increasing pressure of the finger in the direction of the axis of the piece, the breath always being held, from the commencement of the pressure, till the hammer strikes. The men having become accustomed to the pressure necessary to discharge the piece, are next required to aim it carefully, either sitting or standing, and to pull the trigger, preserving the aim, keeping the right eye still directed on the object. If the trigger be pulled by a convulsive motion, the muzzle will be moved to the right.

After learning to pull the trigger without deranging the aim, the men are taught to support the recoil, by pressing the butt firmly against the shoulder with the right hand; the left hand supports the weight of the piece, and steadies it in aiming. The trigger is pulled as before.

168. The men are next given blank cartridges to accustom them to the noise of the piece, and further confirm them in the principles of aiming and firing.

Targets.

169. Iron targets are the most economical. When these are not supplied, targets are made of boards covered with paper or canvas.

All targets are six feet high, and in width as follows: For 100, 150, and 200 yards, 22 inches; 250 to 300 yards, 44 inches; 350 to 400 yards, 66 inches; for every additional 100 yards up to 800, an increased width of 44 inches. Each target is divided into four equal parts, by a horizontal and a vertical black stripe, in width as follows: For distances from 100 to 200 yards, 4 inches; 250 to 400 yards, 8 inches; 450 to 600 yards, 16 inches; 650 to 800 yards, 20 inches.

170. The men will be frequently practised in pacing and estimating distances, the appearance of men at different distances being carefully impressed upon them.

With ordinary eyesight, the movements of arms and legs are distinguishable at 800 yards; upper part of the body, 600 yards; head at 500 yards; faces and principal parts of the uniform at 300 yards; buttons at 150 yards; eyes at 80 yards; white of the eyes, 30 yards.

To fire at the target.

171. The squad being drawn up for target practice, an intelligent corporal and private place themselves in a pit in front of, and to the left of the target. The corporal is furnished with a flag, and a rod to which is attached a disk, black on one side and white on the other. If the target be of iron, the private is provided with black and white paint; if of wood, he is provided with paste and patches of paper.

Whenever a shot strikes, the corporal waves the flag as a signal to cease firing. He then proceeds to the target, and places the centre of the disk over the shot, exposing the black or white side of the disk according as the ball strikes in the white or black parts of the target. The shot being indicated, the private paints it out, or covers it with a patch of the same color as the target. They then return to the pit.

The signal, *commence firing*, is sounded before beginning to fire; also on resuming the fire after each hit.

The instructor requires the men to fire successively, one shot at a time; a record being kept of each man's shots, at the different distances.

Each man will be allowed to fire annually ten rounds at each target up to 400 yards, and five rounds at each target above 400 to 800 yards.

Forty rounds will be fired at different distances by squad, platoon, or company; or, when not so used, will be employed in individual practice.

Two of the ten shots at four hundred yards and under, will be fired at a rest, two kneeling and six standing.

Every company will be divided into three classes, according to marksmanship. The *first class* is composed of those men who can hit each target at 400 yards, and under, six times out of ten; the *second class*, those who can hit the same targets, four or five times out of ten; the *third class*, those who can hit the target, but three or less times out of ten.

Men will not be permitted to fire at the second target, until able to put four or five shots out of ten in the first; and when unable to hit the first at 100 yards, they are moved toward it, and as they improve, the distance is increased to 100 yards.

172. In volley-firing, at distances beyond the *point-blank*, the command, at (*so many*) yards is given between the commands *ready* and *aim* previous to the first fire. The commands *ready*, *aim*, and *fire*, are pronounced calmly, so as not to excite the men. *These rules are general.*

173. Before every campaign, the troops will be required to expend at least sixty rounds per man at target practice; this is particularly necessary with raw troops, to give them confidence in their arms, and prepare them for the noise of battle.

SCHOOL OF THE COMPANY.

Formation of the company.

174. THE company is formed in double rank, the men being arranged according to height, with the corporals in the front rank, and on the right and left of platoons. In the right wing of the battalion, the tallest corporal and tallest man form the right file, the shortest corporal and shortest man the left file. In the left wing, the tallest corporal and tallest man form the left file, the shortest corporal and shortest man the right file.

The company is divided as nearly as possible into two equal parts, called *platoons*; the division falling between two fours. For the purpose of making the platoons equal, the number of fours may be increased by leaving vacant the places of numbers two and three in some of the fours of the rear rank.

When the company is small, the division into platoons may be omitted, in which case the corporals are posted according to height on the right and left of the front rank. The company, when small, may also be formed in single rank.

175. The right platoon, when in line, is designated the *first platoon*; the left, the *second platoon*. In column, the leading platoon is the *first*, the rear the *second*. The designations change whenever, by facing to the rear, the left becomes the right of the line, or the rear becomes the head of the column.

Posts of officers, sergeants, and trumpeters or field music.

176. (*Pl. 1.*) The *captain* is two yards in front of the

centre of the company. As instructor, he goes wherever his presence is necessary. The *first-lieutenant* is two yards in rear of the centre of the first platoon; the *second-lieutenant* is two yards in rear of the centre of the second platoon. Each lieutenant is the chief of the platoon behind which he is posted.

Plate 1.



The *first-sergeant* is on the right of the front rank; the *other sergeants* are in the line of file-closers, the *second* opposite the left file of the company, the *third* opposite the second file from the right, the *fourth* on the left of the first lieutenant, the *fifth* on the right of the second-lieutenant; the file-closers are as equally distributed along the line as possible. The battalion being in line, the second-sergeant of either the left or right company places himself in the front rank, whenever his flank of the company is the flank of the battalion.

The *trumpeters*, when not united as the trumpeters of the battalion, are in the line of file-closers, between the first-lieutenant and the third-sergeant, and conform to all the movements of the file-closers. On the march, when the trumpeters are required to play, they march at the head of the column.

When there is a third-lieutenant, he is posted between the first-lieutenant and the fourth-sergeant.

File-closers are officers, or non-commissioned officers, posted two yards in rear of the line; it is their duty to rectify mistakes and to insure steadiness and promptness in the ranks.

177. Absent officers and non-commissioned officers are generally replaced by the next in rank or grade.

Instruction of officers and non-commissioned officers.

178. The captain is held responsible for the theoretical and practical instruction of his non-commissioned officers. He requires them to study and recite the tactics, so that they can explain thoroughly every movement before it is put in execution; causes them to learn the trumpet-signals, and be able to recognize them at once when sounded; to secure uniformity, he also practices them in giving commands.

In the School of the Soldier, the captain frequently requires the lieutenants to drill squads, as well as to superintend several squads instructed by non-commissioned officers. In the school of the company he may likewise require them to act as instructors.

To size the company.

179. The companies of the right wing are sized as follows: The men fall in, in one rank, facing to the right, and are graduated, by the sergeant, in size from front to rear, the tallest man in front; the sergeant then commands:

1. In two ranks form company, 2. MARCH.

At the second command, the man in front faces to the left, the second man places himself in the rear rank covering the man in front; the remaining men close in quick time, and form alternately in the front and rear rank, each man facing to the front upon arriving in his proper place.

In sizing the company, the corporals who are to go on the right and left, occupy alternate files from the front and rear.

The companies of the left wing are sized similarly, the shortest corporal and shortest man falling in, in front.

The company being sized, the men thereafter fall in as nearly as possible in their proper places.

To form the company.

180. At the sounding of the *assembly*, the first-sergeant facing the company, and six yards in front of the centre, commands: **FALL IN**, at which the men form in two ranks facing to the right. The signal having ceased, the sergeant commands: 1. *Left*, 2. **FACE**, when the men face to the left. He next brings the company to *support arms*, and calls the roll, each man coming to a *carry* and *order arms*, as his name is called.

The first-sergeant then brings the company to a *carry*, and commands:

1. *Count*, 2. **FOURS**.

If the left four contains three men or less, the sergeant orders the same number of corporals or men into the line of file-closers; if it contains four men they are placed in the front rank, and numbers one and four covered by numbers two and three in the rear rank of the four next on the right; if it contains five men, the front rank is completed, number one covered, and number four covered by number three, taken as before; if it contains six men, the front rank is completed, the other two men cover numbers one and four; with seven men, number three, rear rank, is left blank.

The first-sergeant next divides the company into platoons; after which, the second-sergeant places himself on the left of the front rank.

The first and second sergeants serve as right or left guides, according as they are on the right or left of the company.

The company being formed, and at a *carry*, the first-sergeant, six yards in front of the centre of the company, and facing to the front, salutes the captain, reports the result of the roll-call, and then takes his place on the right of the front rank.

181. In all formations under arms, the men fall in with bayonets unfixed. The bayonets are fixed by command of the first-sergeant previous to parades, reviews, and inspections.

182. Whenever a company falls in without arms, the men form in two ranks, facing to the right, as when under arms.

To open ranks.

183. Being at a halt, the captain commands:

1. *Rear open order*, 2. MARCH, 3. FRONT.

At the first command, the right and left guides step briskly three yards to the rear, to mark the new alignment of the rear rank; the first and second lieutenants place themselves on the right and left of the front rank; the third-lieutenant covers the second, in the rear rank; the captain goes to the right flank, and sees that the guides are on a line parallel to the front rank.

At the command *march*, the lieutenants place themselves opposite their places in line, three yards in front of the company; the front-rank men dress to the right; the rear-rank men cast their eyes to the right, step backward, halt a little in rear of the alignment, and then dress to the right on the line established by the guides. The file-closers step to the rear and place themselves three yards from the rear rank.

The captain superintends the alignment of the officers, and the front rank, and the right guide that of the rear rank; the captain verifies the alignment of the rear rank, and of the file-closers; the officers and file-closers cast their eyes to the front, as soon as their alignment is verified.

At the command *front*, the guides resume their places in the front rank, and the men cast their eyes to the front;

the captain places himself three yards in front of the right file.

To close ranks.

184. Being at a halt, the captain commands:

1. *Close order*, 2. **MARCH.**

At the command *march*, the lieutenants face about, and resume their places in line; the rear rank closes in quick time to facing distance, each man covering his front-rank man; the file-closers move forward with the rear rank, and place themselves two yards from it; the captain takes his post in front of the centre.

Alignments.

185. The company being at a halt, with open ranks, the captain establishes two or four men as a basis for each rank, first in parallel, and afterward in oblique directions to the front of the company, and then commands:

1. *By file*, 2. *Right (or left)*, 3. **DRESS**, 4. **FRONT**; or 1. *By file*, 2. *Right (or left) backward*, 3. **DRESS**, 4. **FRONT**; or 1. *Right (or left)*, 2. **DRESS**, 3. **FRONT**; or 1. *Right (or left) backward*, 2. **DRESS**, 3. **FRONT**.

Each rank is aligned as explained in the School of the Soldier, the rear rank remaining parallel to the front rank.

The ranks being closed, the alignments are repeated in the same manner.

The captain gives the command *front*, when he sees most of the front rank aligned, and afterward, if necessary, rectifies the alignment of the other men, directing such as are out of line to move up or back.

In all alignments, the file-closers preserve their distance from the rear rank.

In the several alignments in open order, the captain may be assisted by the first-lieutenant in the front rank, and the second-lieutenant in the rear rank. The positions of the men and their pieces are corrected after every alignment, if necessary.

Manual of arms.

186. The ranks being open, the captain may direct the first-lieutenant to superintend the front rank, the second-lieutenant the rear rank, and then executes the manual of arms, substituting in the commands, *company* for *squad*, wherever the latter occurs.

187. The fire by file begins simultaneously on the right of each four.

188. In the different firings, at the first command, the guides fall back to the line of file-closers; the captain passes by the right flank, and places himself three yards in rear of that line, opposite the centre of the company. After the command *cease firing*, the command *posts* is given, when the captain and guides return to their places in line. *These rules are general.*

189. Guides and file-closers always execute *order arms*, *fix* and *unfix bayonets*, and *carry arms*. In rendering honours they execute the *present*, *reverse*, and *rest on arms*. On drill they execute the *support* and *right shoulder arms*, except the guide of each subdivision in column when marching in common or quick time, and the guides who mark the line of battle during its formation. They execute the other movements of the manual only when specially directed.

To rest.

190. Being at a halt, the captain commands :

1. *Company*, 2. *REST*; or, 1. *In place*, 2. *REST*.

To resume the attention, he commands:

1. *Company*, 2. *ATTENTION*.

To dismiss the company.

191. Being in line, at a halt, the captain directs the first-sergeant: *Dismiss the company*. The officers fall out, and the first-sergeant commands:

1. *Arms*, 2. *PORT*, 3. *Break ranks*, 4. *MARCH*.

If bayonets are fixed, the sergeant unfixes them before dismissing the company.

To march in line.

192. The company being at a halt and correctly aligned, the captain places himself twenty-five or thirty yards in front of the right or left guide and faces him; the line, passing between his heels and those of the guide, being perpendicular to the front of the company.

He next designates a sergeant distinguished for steadiness and precision in marching, who places himself six yards in front of the guide on the line established. This sergeant, who is charged with the direction and step, as soon as assured in his position, takes two points on the ground in the straight line passing between his heels and those of the captain, who then commands:

1. *Forward*, 2. *Guide right (or left)*, 3. *MARCH*.

At the command *march*, the men step off with life. The directing sergeant observes, with the greatest care, the length and cadence of the step, marches on the two points he has chosen, and before approaching the first, selects others in advance, on the same line. The right guide marches straight in the trace of the directing ser-

geant, keeping always six yards from him; the man next to the guide takes special pains never to pass him, and to this end keeps the line of his shoulders a little in rear, but in the same direction with those of the guide. The file-closers preserve their distance from the rear rank.

If the men lose the step, the captain commands :

STEP.

At this command, the men glance toward the directing sergeant, retake the step, and then cast their eyes to the front.

In the first exercises the captain frequently marches the company with open ranks; a sergeant is placed to act as guide of the rear rank, and follows in the trace of the guide of the front rank; the lieutenants superintend the march of the ranks from the directing flank.

To establish the men in the length and cadence of the step, and in the principles of the march in line, the captain often causes the company to advance three or four hundred yards without halting, correcting defects in quick time by recurring to common time.

To halt the company, and to align it.

193. The captain commands:

1. *Company*, 2. **HALT**.

At the second command the company halts; the directing sergeant remains in advance, unless ordered to return to the line of file-closers.

194. When marching in line on rough ground, or in double time, the rear rank falls back to thirty-two inches, and, at the command *halt*, closes to *facing distance*. *This rule is general.*

195. To align the company, the captain establishes the guide, and then commands.

1. *Right* (or *left*), 2. DRESS, 3. FRONT;

Or he may rectify the alignment, by directing such files as are out of the line to move up or back.

196. When the principles of marching to the front are well understood, the directing sergeant is dispensed with, and the guide of the company is charged with the direction and step.

To march in the short step; to mark time; to change step; to side-step; to march backward; to oblique in line, and to resume the direct march; to pass from quick time to the double time, and the reverse.

197. Executed as explained in the School of the Soldier, substituting in the commands, *company* for *squad*.

In the oblique march, the ranks remain parallel to their former position.

198. The same movements are applicable to other subdivisions, or commands, substituting *detachment*, *platoon*, *battalion*, etc., for the command, *squad*.

To wheel the company.

199. Being in line at a halt, the captain commands:

1. *Right* (or *left*) *wheel*, 2. MARCH, 3. *Company*, 4. HALT, 5. *Left* (or *right*), 6. DRESS, 7. FRONT.

At the command *march*, the company wheels to the right on a fixed pivot; the left guide conducts the marching flank; the right guide stands fast, so that the breast of the pivot-man may rest against his left arm at the completion of the wheel; the captain superintending the

wheel, moves by the shortest line to a point company distance in front of the pivot-man, and faces to the late rear.

At the command *halt*, given the instant the left guide is three yards from the perpendicular, the company halts; the left guide advances quickly and places his left arm lightly against the breast of the captain, who establishes him on the line.

At the command *dress*, the men dress up to the line of the pivot-man and the left guide.

At the command *front*, the right guide places himself on the right of the pivot-man.

To continue the march upon the completion of the wheel, the captain commands: 3. *Forward*, 4. *MARCH*, 5. *Guide (right or left)*. The third command is given when the guide arrives at three yards from the perpendicular; the fourth, the instant the wheel is completed, and the fifth immediately after. The guide on the pivot places himself by the side of the pivot-man at the command *forward*.

200. To more easily superintend each alignment, the captain, after establishing the guide, steps back two yards before giving his commands. This rule, in battalion drill, applies only when the battalion is in column.

201. In wheeling on the fixed pivot, when the subdivisions are halted, the command *halt* is given the instant the marching flank is three yards from the perpendicular to the original position; when the forward march is taken up on the completion of the wheel, the command *forward* is given in sufficient time to add *march* the instant the wheel is completed. *These rules are general.*

To change direction.

202. Marching in line, the captain commands:

1. *Right* (or *left*) *wheel*, 2. MARCH, 3. *Forward*, 4. MARCH.

At the second command, the company wheels to the right on a movable pivot. The command *forward* is given when the guide is at three yards from the perpendicular, and the fourth command the instant the change of direction is complete.

203. In all wheels, the guide on the marching flank keeps the pivot constantly in view; to this end, the man next to him keeps the line of his shoulders a little in rear, but in the same direction with those of the guide. *This rule is general.*

204. In wheeling on a movable pivot, the command *forward* is given in sufficient time to add *march* the instant the wheel is completed. *This rule is general.*

205. Marching in line, to effect a slight change of direction, the captain commands:

Incline to the right (or *left*).

The guide advances gradually the left shoulder, and marches in the new direction; all the files advance the left shoulder, and conform to the movements of the guide, lengthening or shortening the step, according as the change is toward the side of the guide, or the side opposite.

Turning.

206. Marching in line, the captain commands:

1. *Right* (or *left*) *turn*, 2. MARCH.

The first command is given at three yards from the turning-point. At the command *march*, the right guide faces to the right, and continues the march without changing the cadence or the length of the step; all the files increase the gait, and hasten to place themselves on his left,

taking the step, and touch of the elbow toward the guide, upon arriving in line.

Right (or *left*) *half turn* is similarly executed, the guide making a half face to the right (or left).

To march by the flank.

207. Being in line, the captain commands:

1. *Fours right* (or *left*), 2. MARCH.

(Pl. 2.) At the command *march*, each four wheels to the right on a fixed pivot; upon the completion of the wheel, the front rank of each takes the full step; the rear rank shortens the step till it gains the distance of thirty-

Plate 2.



two inches; the front rank of the second four is thirty-two inches from the rear rank of the first four, and so on to the rear of the column; both guides march sixty-six inches to the front, and face to the right; the right guide places himself twenty-one inches in front of the left file of the first four, and marches on a line parallel to the former front of the company; the left guide follows twenty-one inches in rear of the company, opposite the left file of the rear four.

The file-closers march two yards from the flank of the column, and see that all the fours maintain accurately their distances.

The position of the captain in column of fours is by

the side of the leading guide, on the flank opposite the file-closers.

208. To form column of fours and halt, the captain commands:

1. *Fours right (or left)*, 2. MARCH, 3. *Company*, 4. *Halt*.

The fourth command is given the instant the front ranks complete the wheel; the rear ranks fall back to thirty-two inches, and all the ranks dress toward the marching flank.

209. In computing the distances, the breadth of a man is taken at twenty-two inches, his depth at twelve inches; this gives the distance, between ranks, of thirty-two inches from back to breast, or, forty-four inches from heel to heel.

210. In column of fours, the ranks dress toward the flank opposite the file-closers. *This rule is general.*

211. In all wheelings by fours the forward march is taken up on the completion of the movement, unless the command *halt* be given. *This rule is general.*

212. The captain perfects the company in wheeling by fours, by commanding:

1. *Fours in circle, right (or left) wheel*, 2. MARCH.

The fours complete each arc of ninety degrees simultaneously. The captain enforces strictly the principles of the fixed pivot, requiring the man on the marching flank of each four to take the full step of twenty-eight or thirty-three inches according to the time, without increasing or decreasing the cadence. The fours having wheeled round the circle several times, the captain commands:

1. *Company*, 2. HALT, 3. *Left (or right)*, 4. DRESS,
5. FRONT.

The command *halt* is given as the fours unite in line.

To march in column of fours to the front.

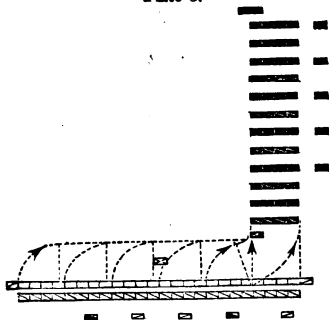
213. Being in line the captain commands:

1. *Right (or left) forward,* 2. *Fours right (or left),*
3. MARCH.

(Pl. 3.) At the com-

Plate 8.

mand *march*, the right guide places himself in front of the left file of the right four; the right four moves straight to the front, shortening the first three or four steps, the rear rank falls back to thirty-two inches; the other fours wheel to the right on a fixed pivot; the second four, when its wheel is two-thirds completed, wheels to the left on a movable pivot, and follows the first four; the other fours having wheeled to the right, move forward and wheel to the left on a movable pivot on the same ground as the second.



Being in column of fours, to change the file-closers from one flank of the column to the other.

214. The captain commands:

1. *File-closers on left (or right) flank,* 2. MARCH.

At the first command, the file-closers close in to the flank of the column, and, at the command *march*, dart

through the column; the leading guide places himself in front of the right file of the leading four, the captain on his right; the rear guide places himself in rear of the right file of the rear four. If the file-closers pass from the right to the left flank, the *right in front* becomes *left in front*, and the reverse.

215. In column of fours, the right is in front whenever the file-closers are on the right flank of the column; the left is in front, when they are on the left flank.

To halt the column of fours, and put it in march.

216. The captain commands:

1. *Company*, 2. HALT, and 1. *Forward*, 2. MARCH.

To oblique in column of fours, and to resume the direct march.

217. The captain commands:

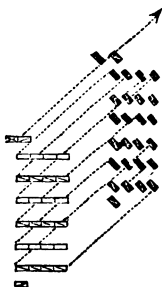
1. *Right (or left) oblique*, 2. MARCH.

(Pl. 4.) During the oblique, the fours preserve their parallelism; the man in each rank of four, on the side toward which the oblique is made, is the guide of the rank. The leading guide is the guide of the column when the oblique is toward his flank; when the oblique is toward the opposite flank, the guide of the front rank of the leading four is the guide of the column.

To resume the direct march, the captain commands:

1. *Forward*, 2. MARCH.

Plate 4.



218. In obliquing in column of fours, or of subdivisions, the guide is always, without indication, on the side toward which the oblique is made; on resuming the direct march the guide, without indication, is on the side it was previous to the oblique. The guides, during the oblique, keep on a line parallel to the original direction. *These rules are general.*

To change direction in column of fours.

219. Being in march the captain commands:

1. *Column right (or left)*, 2. MARCH.

If the change of direction be toward the side of the guide, the guide, at the command *march*, shortens his step and wheels to the right on the arc of a small circle; the leading rank of four wheels on a movable pivot, the pivot-man following in the trace of the guide; if the change of direction be to the side opposite the guide, he wheels as if on the marching flank of a rank of four; the wheel being completed, the guide and leading rank retake the step of twenty-eight inches. The other ranks move forward and wheel on the same ground.

220. *Column half right (or left)* is similarly executed.

221. To put the column of fours in march, and change direction at the same time, the captain commands:

1. *Forward*, 2. *Column right (or left)*, 3. MARCH.

To march the column of fours to the rear.

222. The captain commands:

1. *Fours right (or left) about*, 2. MARCH.

The fours wheel about on a fixed pivot; the man on the marching flank of the rear rank of each four preserves

the distance of thirty-two inches from his front-rank man; the man on the pivot-flank closes up to his front-rank man, covers him during the wheel, and, on its completion, falls back to thirty-two inches; the guide at the head of the column takes two steps forward, faces to the right, and places himself, on the completion of the about, in rear of the file on the marching flank of the rear four; the guide at the rear of the column faces to the right, and places himself, on the completion of the about, in front of the file on the marching flank of the leading four; the file-closers gain the space to the right or left necessary to preserve the distance of two yards from the flank of the column. The captain faces about, and hastens to place himself on the left of the guide, at the head of the company.

223. In column of fours, the about is executed toward the side opposite the file-closers. *This rule is general.*

To form line from column of fours.

224. *To the right or left.* The captain commands :

1. *Fours right (or left)*, 2. MARCH, 3. *Guide (right or left)*; or, 3. *Company*, 4. HALT, 5. *Left (or right)*, 6. DRESS, 7. FRONT.

At the command *march*, the fours wheel to the right on a fixed pivot. The rear rank of each four closes to facing distance during the wheel, and, if executed in double time, regains the distance of thirty-two inches, should the line advance on the completion of the wheel. The guide, if in front of the pivot, takes two steps forward and faces to the right, placing himself on the left of the leading four upon the completion of the wheel; if in front of the marching flank, he wheels to the right with the leading four, obliquing at the same time to his left, so as to

Uncover the file on the marching flank, placing himself on the left of the four, as the wheel is completed; the guide in rear takes his place on the right of the company; the guide is announced the instant the fours unite in line.

If the line be formed toward the side of the file-closers, they close in to the flank of the column at the first command, and, at the command *march*, dart through the column, passing between the rear rank of one four, and the front rank of the succeeding four.

If the command *halt* be given as the fours wheel into line, the captain, before dressing the company, places the leading guide on the line of the pivot-men, and at a distance from the leading pivot-man sufficient to admit the leading four; the marching flank of the leading four dresses up to the guide; the marching flank of each of the other fours dresses up to the pivot of the four in its front, thereby insuring an instantaneous alignment.

225. *On the right or left.* The captain commands:

1. *On right (or left) into line*, 2. MARCH, 3. Company, 4. HALT, 5. *Right (or left)*, 6. DRESS, 7. FRONT.

(Pl. 5.) At the command *march*, the leading four wheels to the right on a movable pivot, and moves forward, dressing to the right, the guide places himself on its right to conduct it; the other fours march a distance equal to their front, beyond the wheeling-point of the four next preceding, wheel to the right and advance as explained for the first four; the rear guide places himself on the left of the rear four as it wheels to the right. At the command *halt*, given when the leading four has advanced company distance in the new direction, it halts, and, at the sixth command given immediately after, dresses to the right; the other

Plate 5.



fours halt and dress successively upon arriving in line; the rear rank of each four closes to facing distance upon halting. At the seventh command, given when the left four completes its dressing, all the men cast their eyes to the front.

If the movement be executed toward the side opposite the file-closers, each follows the four nearest him, passing in front of the following four.

226. In those movements where it is prescribed that the leading four, or subdivision, moves company distance to the front and then halts, the leading four, or subdivision, may be halted at a less distance when necessary. *This rule is general.*

227. *To the front.* The captain commands:

1. *Right (or left) front into line*, 2. **MARCH**, 3. *Company*, 4. **HALT**, 5. *Left (or right)*, 6. **DRESS**, 7. **FRONT**.

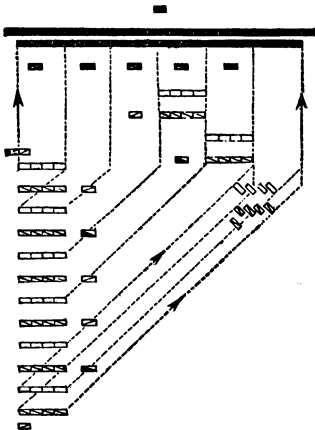
(Pl. 6.) At the command *march*, the first four moves straight to the front, dressing to the left; the guide in front places himself on its left; the other fours oblique to the right till opposite their places in line, when each marches to the front.

At the command *halt*, given when the leading four has advanced company distance, it halts, and, at the sixth command, given immediately after, dresses to the left; the other fours halt, and dress to the left upon arriving in line; the rear ranks close to facing distance upon halting; the guide in rear places himself on the right of the front rank, upon the arrival of the last four in line; the seventh command is given when the last four completes its dressing.

If the movement is made toward the side of the file-closers, they dart through the column as the oblique commences.

If marching in double time, or in quick time and the command be *double time*, the captain commands: *Guide*

Plate 6.



left immediately after the command *march*; the leading four moves to the front in quick time, its rear rank closing to facing distance; the other fours oblique in double time, each taking the quick time and dressing to the left upon arriving in line; the rear rank, on arriving in line, closes to facing distance.

To face the line to the rear, and to march it to the rear.

228. The captains commands :

1. *Fours right (or left) about*, 2. MARCH, 3. *Company*, 4. HALT, 5. *Left (or right)*, 6. DRESS, 7. FRONT; or, 3. *Guide (right or left)*.

At the command *march*, the fours wheel about on a fixed pivot; the captain passes through the nearest interval and places himself two yards in front of the centre of his company; the guides wheel about on the arc of a circle whose radius is thirty-three inches; the file-closers dart through the nearest interval, placing themselves two yards from the rear rank.

229. The company, at a halt, may be marched a few paces to the rear, by the commands: 1. *Company*, 2. ABOUT, 3. FACE, 4. *Forward*, 5. *Guide (right or left)*, 6. MARCH; or, if in march, by the commands: 1. *To the rear*, 2. MARCH, 3. *Guide (right or left)*. The guides step into the rear rank, now become the front rank; vacancies in this rank, if there be any, are filled by the men opposite them in the former front rank; the file-closers, upon facing about, maintain their relative positions. The captain may direct the file-closers to place themselves in rear of the company by passing around the flanks, and afterward manœuvre by fours as already explained. Having faced about, number one of each four becomes number four, and the reverse.

To break fours to the rear.

230. Marching in line, to pass obstacles, the captain commands:

1. *(So many) fours from right (or left) to rear*, 2. MARCH.

(Pl. 7.) At the command *march*, the designated fours execute *left forward*, *fours left*, on the four next on their left which remains in line.

When several fours break to the rear, the captain points with his sword to the inner four which leads in the movement.

The guide, if the fours are broken from his side, closes on the fours which remain in line; if from the opposite side, the sergeant on that flank follows in rear of the four next to him.

The fours which have broken to the rear, are formed in line at the commands:

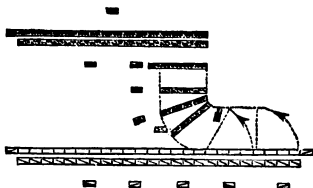
1. *Rear fours right (or left) front into line*, 2. *Double time*, 3. MARCH.

The guide, if on the side of the fours broken to the rear, at the command *march*, hastens to the point where the flank of the company will be when the movement is completed.

Route step.

231. The column of fours is the habitual column of route. The route step is at the rate of from two miles and a half to three miles per hour.

Plate 7.



The column of fours being in march, to march in the *route step*, the captain commands:

1. *Route step*, 2. MARCH.

At the command *march*, the men carry their arms at will, keeping the muzzles elevated; they are not required to preserve silence, or to keep the step, but each man covers the file in his front. The ranks preserve the distance of thirty-two inches from each other.

To resume the cadenced step, the captain commands: 1. *Company*, 2. ATTENTION. At the second command, the arms are brought to the right shoulder, and the cadenced step is resumed.

The company marching in line may also march in the *route step*, the rear rank falling back to thirty-two inches.

The company in *route step* changes direction by the same commands as when in the cadenced step.

To form column of twos or files from column of fours.

232. The captain commands:

1. *Right (or left) by twos*, 2. MARCH.

(Pl. 8.) At the first command, the rear rank of each four closes to facing distance.

At the second command, the two files on the right of each four move forward in quick time; the two files on the left mark time till disengaged, when they oblique to the right, and follow the right files, keeping closed to facing distance.

The leading guide places himself at facing dis-

Plate 8.



tance in front of the left file of the leading two; the rear guide follows at the same distance in rear of the left file of the rear two.

The captain places himself on the left of the leading guide.

233. Being at a halt, to form column of files, the captain commands:

1. *Right (or left) by file*, 2. MARCH.

At the first command, the rear rank of each four closes to facing distance.

At the command *march*, the right file of the leading four, front and rear rank, moves forward, followed in succession by the files on its left; when the left file of the leading four is about to commence to oblique, the right file, front and rear rank of the second four, moves to the front, and so on to the rear of the column, the men keeping closed as nearly as possible to facing distance. The guides precede and follow the leading and rear files.

If marching, the leading file continues the march, the others halt, and resume the march at the proper time.

The captain places himself on the left of the leading guide.

234. *Column of files*, from column of twos, is similarly executed.

235. In forming column of twos (or files), the captain commands, *right or left by twos (or by file)*, according as the right or left is in front.

236. A column of twos (or files) changes direction, is halted and put in march by the same commands as a column of fours.

The march in column of twos (or files) is always in quick time.

To form column of fours from column of twos or files.

237. (Pl. 9.) Marching in column of twos, the captain commands:

1. *Form fours*, 2. *Left (or right) oblique*, 3. MARCH.

At the command *march*, the leading two of each four take the short step; the rear two oblique to the left until they uncover the leading two, when they resume the forward march; the fours having united, the rear ranks fall back to thirty-two inches, and all resume the full step.

The leading guide places himself in front of the left file of the leading four.

238. Having formed column of files from column of twos or fours, to form column of fours the captain commands:

1. *Form fours*, 2. *Left (or right) oblique*, 3. MARCH.

At the command *march*, the leading file of the first four, front and rear rank, moves forward three yards and halts, the rear-rank man falling back to thirty-two inches; the other files of the first four oblique to the left and place themselves successively on the left of the leading file, the rear rank taking the distance of thirty-two inches from the front rank; the other fours successively form as explained for the first, the leading file of each halting at thirty-two inches from the corresponding file of the four next in front. The leading guide places himself in front of the left file of the leading four.

239. *Column of twos* is formed from column of files on the same principles.

Plate 9.



240. In forming column of fours, or twos, the captain commands *left* or *right oblique*, according as the right or left is in front.

To form column of twos from line.

241. The captain commands:

1. *Twos right* (or *left*), 2. MARCH.

The twos wheel to the right on numbers one and three of each four as pivots, and to the left on numbers two and four.

242. The column of twos is formed in line, by the commands:

1. *Twos left* (or *right*), 2. MARCH, 3. *Guide* (*right* or *left*); or 3. *Company*, 4. HALT, 5. *Right* (or *left*), 6. DRESS, 7. FRONT.

The line is formed to the *left* or *right*, according as the right or left is in front.

To form column of files from line.

243. The captain commands, if at a halt: 1. *Right* (or *left*), 2. FACE, 3. *Forward*, 4. MARCH; if in march: 1. *By the right* (or *left*) *flank*, 2. MARCH.

The company having faced by the flank, the officers, guides, and file-closers, maintain their relative positions.

244. The company is halted, and formed in line by the commands:

1. *Company*, 2. HALT, 3. *Left* (or *right*), 4. FACE.

Marching in column of files, to resume the march in line, the captain commands:

1. *By the left* (or *right*) *flank*, 2. MARCH, 3. *Guide* (*right* or *left*).

To form single rank from double rank.

245. Before forming in single rank, if there be vacancies in the rear rank of the original left four, the file-closer in rear, at the preparatory command, orders the men of its rear rank into the line of file-closers; if there be vacancies in the left four and the second four from the left, the file-closer completes the rear rank of the second four by closing the men of the rear rank of the left four to the right or left, and orders the remaining men in the rear rank of the left four into the line of file-closers.

Being in line, the captain commands:

1. *Form single rank*, 2. *Fours right (or left)*, 3. **MARCH.**

(Pl. 10.) At the command *march*, all the fours wheel to the right; the front rank of the right four, upon completing the wheel, continues the march, and is conducted

Plate 10.



by the right guide, who is in front of the file on the marching flank; the other ranks halt, and successively resume the march, when at seventy-six inches (wheeling distance) from the rank preceding. The rearmost rank having its distance, the captain commands:

1. *Fours left (or right)*, 2. **MARCH**, 3. *Company*, 4. **HALT**, 5. *Left (or right)*, 6. **DRESS**, 7. **FRONT**; or, 3. *Guide (right or left)*.

246. Marching in column of fours, to form single rank, the captain commands:

1. *Form single rank*, 2. MARCH.

At the second command, the front rank of the leading four continues the march; the other ranks halt and successively resume the march when at wheeling distance. The rearmost rank having its distance, line is formed as before.

If marching in *double time*, or in *quick time* and the command be *double time*, the front rank of the leading four marches in double time; the other ranks halt, and take the double time when at wheeling distance.

The leading guide in column of fours, at single-rank distance, places himself forty-three inches in front of the file on the marching flank of the leading four. The rear guide follows at the same distance in rear of the file on the marching flank of the rear four.

247. In single rank, the positions of the officers and sergeants are the same as when in double rank, and the company performs all the movements explained for double rank, by the same commands and means.

In executing the *rear open order*, the file-closers step back to the line marked by the guides for a supposed rear rank.

To form double rank.

248. Being in line, in single rank, the captain commands:

1. *Form double rank*, 2. *Fours right (or left)*, 3. MARCH.

Plate 11.



(Pl. 11.) At the command *march*, the ranks of four

wheel to the right; the leading rank halts the instant the wheel is completed; the other ranks continue the march and halt successively upon closing to thirty-two inches from the rank preceding. The rearmost rank having closed to its distance, the captain commands:

1. *Fours left* (or *right*), 2. MARCH, 3. *Company*, 4. HALT, 5. *Left* (or *right*), 6. DRESS, 7. FRONT; or, 3. *Guide* (*right* or *left*).

In forming from single rank to double rank, the second command of the captain is *fours right* or *left*, according as the front-rank men are on the right or left of their rear-rank men.

In closing to double-rank distance, should the original left four be in front, and its rear rank wanting, the front rank of the succeeding four, instead of closing, remains at the wheeling distance of seventy-six inches.

249. Marching in column of fours at single-rank distance, the front-rank men of each four in front of their rear-rank men, to form double rank, the captain commands:

1. *Form double rank*, 2. MARCH.

At the command *march*, the leading rank of four, whether marching in quick or double time, halts; the other ranks continue the march, each halting at thirty-two inches from the rank preceding; the rearmost rank having closed, the captain forms line as before.

The company being formed from single into double rank, the men, previously ordered into the line of file-closers, and into the second four from the left, resume their places upon intimation from the captain.

To close to double-rank distance.

250. Marching in column of fours at single-rank distance, the captain commands:

1. *Double-rank distance*, 2. *Double time*, 3. **MARCH**.

At the command *march*, the leading rank continues in quick time; the other ranks take the double time, and successively resume the quick time upon closing to thirty-two inches. If marching in double time, the leading rank, at the command *march*, takes the quick time; the others take quick time successively upon closing to thirty-two inches.

On the right or left into line, in single and double rank.

251. Being in column of fours, the captain commands:

1. *In single rank*, 2. *On right (or left) into line*, 3. **MARCH**, 4. *Company*, 5. **HALT**, 6. *Right (or left)*, 7. **DRESS**, 8. **FRONT**.

The movement is executed on principles previously explained, each rank of four wheeling to the right when opposite its place in line.

252. Being in column of fours, at single-rank distance, with the front-rank men of each four in front, to form in double rank, on right or left into line, the captain commands:

1. *In double rank*, 2. *On right (or left) into line*, 3. **MARCH**, 4. *Company*, 5. **HALT**, 6. *Right (or left)*, 7. **DRESS**, 8. **FRONT**.

The movement is executed on principles previously explained, the rear rank of each four wheeling to the right on the same ground as the front rank.

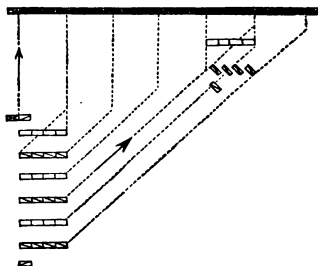
Front into line, in single and double rank.

253. Being in column of fours, the captain commands:

1. *In single rank*, 2. *Right (or left) front into line*, 3. **MARCH**, 4. *Company*, 5. **HALT**, 6. *Left (or right)*, 7. **DRESS**, 8. **FRONT**; or, 4. *Guide left (or right)*.

(Pl. 12.) The movement is executed on principles previously explained; each rank of four obliques till opposite its place in line; then advances to the front, dressing to the left. The captain halts the company, or announces the guide, according as the movement is executed in quick or double time.

Plate 12.



254. Being in column of fours at single-rank distance, with the front-rank men of each four in front, to form front into line in double rank, the captain commands:

1. *In double rank*, 2. *Right (or left) front into line*, 3. **MARCH**, 4. *Company*, 5. **HALT**, 6. *Left (or right)*, 7. **DRESS**, 8. **FRONT**; or 4. *Guide left (or right)*.

The movement is executed on principles previously explained; the rear rank of each four obliques with and resumes the direct march at the same time with the front rank, closing to facing distance on arriving in line.

To form column of platoons to the right or left.

255. Being in line, at a halt, the captain commands :

1. *Platoons right (or left) wheel*, 2. *MARCH*.

(*Pl. 13.*) At the first command, the chiefs of platoon pass quickly around the flanks and place themselves two yards in front of the centres of their platoons.

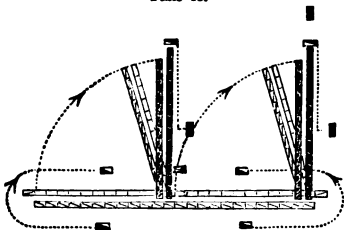
At the command *march*, the platoons wheel to the right, on a fixed pivot; the right guide stands fast, the left guide conducts the left flank of the left platoon. Each chief hastens to the point where the left of his platoon is to rest on the completion of the wheel, faces to the late rear, and, when the marching flank approaches the perpendicular, commands :

1. *Platoon*, 2. *HALT*, 3. *Left*, 4. *DRESS*, 5. *FRONT*.

At the command *halt*, the guide of the right platoon passes by its front, in double time, to its left; each guide places his left arm against the breast of his chief, who then steps back two yards, dresses his platoon, and takes post two yards in front of its centre.

If in march, the company wheels into column of platoons by the same commands as at a halt. At the command *march*, the pivot-men halt, and mark time in their places; the chief of the rear platoon takes his post by

Plate 13.



passing between the platoons; the platoons are halted and dressed as before.

The position of the captain in column of platoons is on the side of the guide, four yards from the flank of the column, abreast of the leading platoon.

256. Whenever in column, a subdivision is dressed, its chief, after commanding *front*, places himself in front of its centre. *This rule is general.*

257. Being in line, to wheel into column of platoons and move forward without halting, the captain commands:

1. *Continue the march*, 2. *Platoons right (or left) wheel*, 3. *MARCH*, 4. *Forward*, 5. *MARCH*, 6. *Guide (right or left)*.

The platoons wheel as before, except that each chief remains before the centre of his platoon; the guide of the right platoon, at the command *forward*, hastens to place himself on the marching flank of his platoon, and prolongs his direction by choosing successive points in advance; the guide of the second platoon preserves with care the trace, step, and distance.

To put the column of platoons in march, and to halt the column.

258. The captain commands:

1. *Forward*, 2. *Guide (right or left)*, 3. *MARCH*.

At the second command, the guides, if not already there, place themselves on the right of their platoons.

In column of platoons, whenever the guide is changed, the sergeants acting as such, move in double time to the designated flank, passing in front of their platoons.

259. To halt the column, the captain commands :

1. *Company*, 2. HALT.

To oblique in column of platoons, and to resume the direct march.

260. The captain commands :

1. *Right (or left) oblique*, 2. MARCH.

To resume the direct march, the captain commands :

1. *Forward*, 2. MARCH.

To change direction in column of platoons.

261. Being in march, the captain commands :

1. *Column right (or left)*, 2. MARCH.

At the first command, the chief of the first platoon commands: *Right wheel*. At the command *march*, repeated by the chief, the platoon wheels to the right on a movable pivot, the chief adding: 1. *Forward*, 2. MARCH, upon the completion of the wheel.

The second platoon marches squarely up to the wheeling-point, and then changes direction by the same commands and means as the first.

The wheeling-point may be indicated by a file-closer, who places himself, at the preparatory command, abreast of the first platoon; on its left if the change be to the right, and on its right if the change be to the left. At the command *march*, the file-closer halts, and faces to the leading platoon, and remains in this position till the second platoon begins its wheel, when he returns to his post.

262. *Column half right*, or *half left*, is similarly executed; each chief gives the preparatory command, *Right (or left) half wheel*.

263. In wheeling, as the dress is always toward the marching flank without command, whenever a wheel is executed on a movable pivot toward the side of the guide, each chief, upon its completion, cautions his subdivision *guide right*, or *guide left*, according as the guide was right or left before the wheel. *This rule is general.*

264. In changing direction, it is essential that the rear of the column should never be checked; each chief therefore faces his subdivision while wheeling, and sees that the guide takes the full step of twenty-eight or thirty-three inches, and that the pivot takes steps of nine or of eleven inches according to the time. *This rule is general.*

265. To put the column of platoons in march and change direction at the same time, the captain commands

1. *Forward*, 2. *Guide (right or left)*, 3. *Column right (or left)*, or 3. *Column half right (or half left)*, 4. *MARCH.*

To face the column of platoons to the rear, and to march it to the rear.

266. The captain commands :

1. *Fours right (or left) about*, 2. *MARCH*, 3. *Company*,
4. *HALT.*

At the command *halt*, given the instant the fours complete the about, the platoons halt; each chief goes to the left of his platoon and dresses it to the left.

To march to the rear without halting, the captain commands :

3. *Guide (right or left).*

If the column be faced to the rear, and one platoon be smaller than the other, the guide of the second platoon regains the trace and wheeling distance on the march.

To form line to the right or left from column of platoons.

267. Being at a halt, the captain commands :

1. *Right* (or *left*) *into line wheel*, 2. **MARCH**, 3. *Company*,
4. **HALT**, 5. *Left* (or *right*), 6. **DRESS**, 7. **FRONT**, 8. *Guides*, 9. **POSTS**.

(*Pl. 14.*) At the command *march*, the guides stand fast ; the platoons wheel to the right on a fixed pivot.

At the command *halt*, the chiefs return to the line of file-closers, passing around the marching flanks of their platoons.

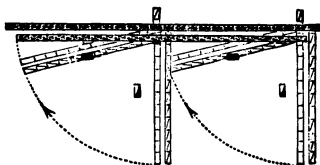
The captain places himself on the prolongation of the line of the two pivot-men, at the point where the marching flank of the leading platoon is to rest, and faces in the same direction as the line.

At the command *dress*, the platoons dress up to the line ; the breasts of the pivot-men against the arms of the guides ; at the ninth command the guides return to their places on the flanks of the company.

Before forming line from column of platoons, the guide, if not already there, is ordered on the flank toward which the line is to be formed ; the captain sees that the guide of the second platoon covers the guide of the first at the proper distance.

If marching, the movement is executed as just explained ; except that, at the command *march*, the guides and pivot-men halt ; the pivot-men mark time, and turn in their places, so as to conform to the movements of the marching flank.

Plate 14.



268. To form line and continue the march, the captain commands :

1. *Continue the march*, 2. *Right (or left) into line wheel*
3. *MARCH*, 4. *Forward*, 5. *MARCH*, 6. *Guide (right or left)*.

At the command *forward*, the chiefs of platoon and guides return to their posts in line.

The pivot-men take especial care to turn in their places, and mark time until the completion of the wheel.

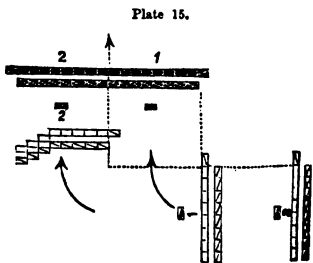
To form line on the right (or left) from column of platoons.

269. Being in march, the captain orders the guide, if not already there, to the flank toward which the movement is to be executed, and then commands :

1. *On right (or left) into line*, 2. *MARCH*, 3. *FRONT*.

(Pl. 15.) At the first command, the chief of the first platoon commands : *Right turn*. At the command *march*, repeated by its chief, the first platoon turns to the right, advances in the new direction platoon distance, when the chief halts it, commands : 1. *Right*, 2. *DRESS*, and returns to his post, around the right flank.

The second platoon marches straight to the front; its chief commands : 1. *Right turn*, in time to add, 2. *MARCH*,



when opposite the right of its place in line, halts it at three yards from the line, commands: 1. *Right*, 2. *DRESS*, and returns to his post, passing around the left flank; the guide of the second platoon places himself on its left at the command *halt* from his chief.

The captain superintends the alignment from the right flank, and gives the third command upon its completion.

To break into platoons.

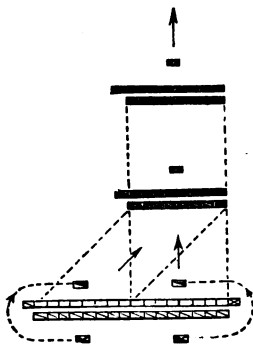
270. Being at a halt, the captain commands:

1. *Right* (or *left*) *by platoons*, 2. *MARCH*, 3. *Guide left* (or *right*).

(*Pl. 16.*) At the first command, the chiefs of platoon pass in double time to their places in front of the platoons, the chief of the right platoon commands: *Forward*; the chief of the left platoon commands: *Right oblique*.

At the command *march*, repeated by the chief of the right platoon, the platoon moves forward, the chief repeating, *guide left*. The chief of the left platoon commands: *March*, the instant his platoon is disengaged; at which the platoon obliques to the right, the chief commanding: 1. *Forward*, in time to add: 2. *MARCH*, 3. *Guide left*, the instant the left guide arrives in the trace of the guide of the leading platoon.

Plate 16.



The chief of the rear platoon regulates the step, so as to preserve the proper distance between platoons.

If marching, the chief of the right platoon repeats the command for the guide; the chief of the left platoon commands: 1. *Second platoon*, 2. *Mark time*, repeats the command *march*, adding, *right oblique*, in time to give the command *march*, the instant his platoon is disengaged; the movement is completed as from a halt.

To reform the company.

271. Being at a halt, the captain commands:

1. *Form company*, 2. *Right (or left) oblique*, 3. **MARCH**,
4. **FRONT**.

At the second command, the chief of the first platoon commands: 1. *Forward*. 2. *Guide left*; and the guide, if not already there, places himself on its left; the chief of the second platoon commands: *Right oblique*; and the guide, if not already there, places himself on its right, where he remains during the movement.

At the command *march*, repeated by the chiefs, the first platoon advances platoon distance, when its chief commands: 1. *Platoon*, 2. **HALT**, 3. *Left*, 4. **DRESS**, and returns to his post, passing around the left flank. The second platoon obliques to the right, its chief commanding: 1. *Forward*, in time to add: 2. **MARCH**, 3. *Guide left*, the instant the platoon is opposite its place in line; on arriving at three yards from the line, the chief halts the platoon, commands: 1. *Left*, 2. **DRESS**, and then returns to his post, passing around the right flank.

The captain superintends the alignment from the left flank, and gives the fourth command upon its completion.

If marching in quick time, the chief of the leading pla-

toon commands: *Guide left*, if the guide be not already there, and the movement is completed as just explained.

If marching in *quick time* and the command be *double time*, the captain commands: *Guide left* (or *right*) immediately after the command march; the chief of the leading platoon cautions it to advance in quick time, and repeats the command for the guide; the chief of the second platoon repeats the command *double time*, and, when the platoon is about to arrive in line, commands: 1. *Quick time*, in time to add: 2. MARCH, the instant it is abreast of the leading platoon; the platoons having united, the chiefs return to their posts, passing around the flanks.

If marching in double time, the chief of the first platoon, at the first command of the captain, commands: *Quick time*, repeats the command *march*, also the command for the guide.

To march the column of platoons by the flank.

272. The captain commands:

1. *Fours right* (or *left*), 2. MARCH, 3. *Guide* (*right* or *left*).

The guides place themselves in front of the file on the marching flank of the leading fours, the chiefs of platoon on the left of the guides; the heads of subdivisions preserve an alignment toward the flank on which the guide is announced, and preserve the distance from that side necessary to form front into line.

The position of the captain is on the side of the guide, four yards from the flank, and abreast of the chiefs of platoon.

273. To march again in column, the captain commands:

1. *Fours right (or left)*, 2. MARCH, 3. *Guide (right or left)*.

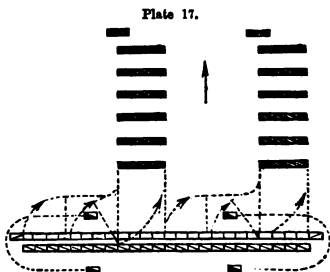
At the second command, each chief places himself in front of the centre of his platoon.

To advance by the right or left of platoons.

274. (*Pl. 17.*) Being in line, the captain commands:

1. *Platoons*, 2. *Right (or left) forward*, 3. *Fours right (or left)*, 4. MARCH, 5. *Guide (right or left)*.

At the first command, the chiefs pass quickly around the flanks, and place themselves in front of the centres of their platoons; at the command *march*, each platoon executes the movement, the guides placing themselves in front of the left files of the leading fours, the chiefs on the left of the guides.



275. To form again in line, the captain commands:

1. *Platoons*, 2. *Right (or left), front into line*, 3. MARCH, 4. *Company*, 5. HALT, 6. *Left (or right)*, 7. DRESS, 8. FRONT.

At the command *march*, each platoon forms front into line; each guide hastens to place himself on his flank of the company, and the chiefs of platoons return to their places as file-closers, by dropping to the rear, or by passing around the heads of their platoons, according as the

front into line is executed toward the side of the file-closers, or toward the side opposite.

The command *halt* is given when the leading fours have advanced platoon distance.

If the movement be executed in double time, the captain commands: *Guide left* (or *right*), after the command *march*.

To form column of fours from column of platoons.

276. The captain commands:

1. *Platoons*, 2. *Right* (or *left*) *forward*, 3. *Fours right* (or *left*), 4. *MARCH*.

The chiefs pass around the heads of their platoons as they are about to unite in column of fours; the guide of the first platoon places himself in front of the leading four; the guide of the rear platoon, if on the flank toward which the platoon is broken, halts, and places himself in rear of the rear four as it passes him.

To form column of platoons from column of fours.

277. The captain commands:

1. *Platoons*, 2. *Right* (or *left*) *front into line*, 3. *MARCH*, 4. *Company*, 5. *HALT*.

At the second command, each chief, if not already there, darts through the column and places himself on its right, opposite the centre of his platoon.

At the third command, each platoon executes right front into line. The chiefs place themselves in front of the centres of their platoons, and the guides place themselves on the left flanks.

At the command *halt*, given when the leading four of

each platoon has advanced platoon distance, each chief dresses his platoon to the left.

If executed in double time, or in quick time and the command be *double time*, the captain commands: *Guide left* (or *right*) immediately after the command *march*.

278. The captain will observe that precision in the company drill, upon which the success of all battalion movements depends, can only be attained by requiring at all times the strictest attention of the men, and the assistance of the file-closers. The latter should be held responsible for the fours in their front, and required to correct every error as it occurs.

INSTRUCTIONS FOR SKIRMISHERS.

279. WHEN skirmishers are thrown out to clear the way for the main body, their movements are so regulated as to keep it constantly covered.

Every company of skirmishers has a small reserve, whose duty it is to fill vacant places and to furnish the line with cartridges.

Skirmishers are permitted to carry their pieces in the manner most convenient to them, the muzzle elevated.

The officers, and, if necessary, the non-commissioned officers, repeat and cause the commands to be executed as soon as they are given; but, to avoid mistakes when signals are employed, they will wait until the last note is sounded before commencing the movement.

In the skirmish-drill, the officers and non-commissioned officers constantly aim to impress each man with the idea of his individuality, and the responsibility that rests upon him. They see that the men economize their strength, preserve their presence of mind, husband their ammunition, and profit by all the advantages which the ground may offer for cover.

They likewise cultivate among the men the feeling that they cannot be beaten, and that, when compelled to give ground, a new position is to be gained from which the action will be renewed. Experience soon teaches skirmishers that the ardor with which an enemy pursues a temporary advantage secures his defeat, if again boldly and unexpectedly confronted.

Deployments.

280. A company may be deployed as skirmishers *forward*, or *by the flank*.

The company is deployed forward when it is behind the line on which it is to be established; it is deployed by the flank when it finds itself already on that line.

Whenever a company is to be deployed as skirmishers, the captain designates one or more fours from the right or left, preferably those having vacancies in the rear rank, to act as reserve, and designates the officer or non-commissioned officer to command it; the commander of the reserve immediately causes it to step a few paces backward.

The guide on the flank of the company, from which the reserve is taken, remains with the reserve to act as guide; the other sergeants go with the company; the one nearest the flank from which the reserve is taken places himself in the front rank by the side of the outer file.

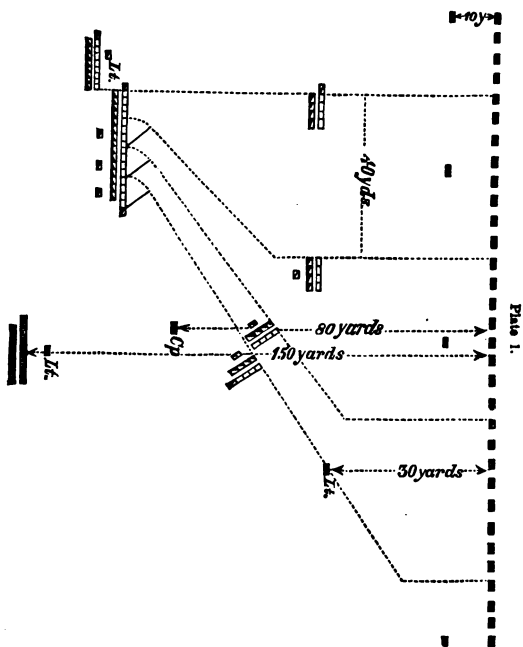
The captain next designates the centre four, the left front-rank man of which is designated as the *centre skirmisher* of the company.

To deploy forward.

281. The captain commands:

1. *As skirmishers*, 2. *On the left (or right) four take intervals*, 3. *MARCH*.

(*Pl. 1.*) At the command *march*, the left four, conducted by the sergeant on the left of the company, moves straight to the front; the other fours make a partial wheel to the right, those near the right increasing the wheel considerably beyond forty-five degrees. The partial wheel being completed, each four moves in the new direction until its left file, who is the guide, gains the distance of forty yards from the left file of the four next on its left, when it makes



a partial wheel to the left, and marches to the front, preserving its interval.

When the left four arrives on the line, the captain commands:

1. *Skirmishers*, 2. **HALT.**

At the command *halt*, the left four halts and deploys in double time upon number four of the front rank, who stands fast; the other front-rank men move to his right, the rear-rank men to his left, and place themselves, in their order, at five yards apart.

The other fours, upon arriving in line, halt and deploy as just explained.

The file-closers during the movement see that each four, after gaining its distance, marches to the front, and that the deployments are promptly made.

The captain, accompanied by a trumpeter, follows the movement so as to be about eighty yards in rear of the centre of the line when formed; the lieutenant falls back to thirty yards, in rear of the centre of his platoon, and the other file-closers to ten yards in rear of their respective fours.

The right and left guides, as soon as the fours to which they belong have deployed, fall back ten yards and place themselves in rear of the right and left skirmishers of the company.

If the command be *double time*, or the deployment be executed when marching in double time, the designated four moves to the front in quick time; the other fours gain their intervals in double time, each taking the quick time on arriving abreast of the designated four.

282. Should the captain command, *on the centre four take intervals*, that four moves to the front; the fours to the right make a partial wheel to the right, those to the left, to the left, and deploy as already explained.

283. The captain may cause the designated four, and the fours which have arrived abreast of it, to deploy while marching, by the commands:

1. *Deploy*, 2. **MARCH**, 3. *Guide right (left, or centre)*.

The other fours deploy successively upon arriving on the line of the skirmishers already deployed.

The guide is announced right, left, or centre, according as intervals are taken on the right, left, or centre four.

284. In all deployments as skirmishers, whether forward or by the flank, the rear-rank men are placed in their order on the left of the front-rank men.

285. The reserve is conducted to a point about one hundred and fifty yards in rear of the centre of the line, and afterward conforms to all its movements. *This rule is general.*

286. If the company be deployed on the march, the commander of the reserve halts it at the preparatory command of the captain. *This rule is general.*

To deploy by the flank.

287. Being at a halt, the captain commands:

1. *As skirmishers*, 2. *By the right (or left) flank take intervals*, 3. **MARCH**.

At the second command, the company faces to the right.

At the command *march*, number one of the front rank of the right four steps off, and, conducted by the right guide on his right, marches in the prolongation of the former front of the company.

The other men of this four, front and rear rank, follow successively at the distance of five yards, each steadily in the trace of his predecessor, number one of the rear rank stepping off as soon as number four of the front rank has advanced five yards beyond him; the left rear-rank man having advanced five yards, number one front rank of the

second four steps off, and the movement is continued till the left rear-rank man of the rear four has his interval, when the captain commands:

1. *Skirmishers*, 2. HALT.

At the second command, all the men halt and face to the front, and the officers and sergeants take their posts as in the deployment forward.

The deployment by the left flank is executed on the same principles as by the right flank, except that the movement in each four begins with number four of the rear rank.

288. Whenever the command *halt* is given, the skirmishers face to the front, or, in the direction of the enemy. *This rule is general.*

289. To deploy by both flanks, the captain commands:

1. *As skirmishers*, 2. *By the right and left flanks take intervals*, 3. MARCH.

(Pl. 2.) At the second command, the centre four and

Plate 2.



those to the right face to the right, the other fours face to the left. The men who have faced to the right are design-

nated right skirmishers, those who have faced to the left, **left skirmishers**.

At the third command, the right and left skirmishers deploy respectively as explained for the deployment by the right and left flanks.

The captain superintends the fours on that flank of the company from which the reserve is taken; and, when the rear skirmisher has his interval, commands: 1. *Right (or left) skirmishers*, 2. **HALT**.

The lieutenant remaining with the company superintends the deployment of the fours on his flank of the company, and, when the rear skirmisher has advanced five yards, he commands: 1. *Left (or right) skirmishers*, 2. **HALT**.

When both lieutenants are present, each halts the skirmishers of his own platoon.

290. The habitual interval between skirmishers is five yards; when the captain wishes to deploy with a greater or less interval than five yards, he states the intervals between the skirmishers and between the fours, and then gives the commands for deployment as before.

To march in line.

291. The captain commands:

1. *Forward*, 2. *Guide centre*, 3. **MARCH**.

At the command *march*, the line steps off, dressing upon and preserving intervals from the centre skirmisher.

The captain and file-closers correct any errors that may occur, and see that the skirmishers maintain their intervals, and preserve a general alignment.

292. To halt the skirmishers, the captain commands:

1. *Skirmishers*, 2. **HALT**.

At the second command, the line halts, and the skir-

mishers take advantage of any cover that may present itself.

To march to the rear.

293. The captain commands:

1. *To the rear*, 2. MARCH, 3. *Guide centre*.

At the command *march*, the skirmishers face about individually, and march to the rear with the guide centre.

The line marching to the rear, is halted by the same commands as when marching in advance.

294. The skirmishers marching to the rear, to march to the front, the captain commands:

1. *Forward*, 2. MARCH, 3. *Guide centre*.

At the command *march*, the skirmishers face about and march to the front.

295. The guide of a line of skirmishers is habitually centre, but the captain may announce it either on the right or left.

To change direction.

296. The captain commands:

1. *Right (or left) wheel*, 2. MARCH.

At the command *march*, the skirmishers wheel to the right, preserving intervals from the pivot, and dressing toward the marching flank; the skirmisher at the pivot, halts, and turns in his place.

Having wheeled sufficiently, the captain commands, according as he wishes to march in advance or to the rear:

1. *Forward (or to the rear)*, 2. MARCH, 3. *Guide centre*.

297. To execute change of direction on the centre, the captain commands:

1. *Right skirmishers left wheel*, 2. *Left skirmishers to the rear, left wheel*, 3. MARCH.

At the command *march*, the skirmishers to the left of the centre skirmisher face about, and all then wheel on the centre skirmisher as a pivot, preserving their intervals from him. The wheel is arrested according as the captain desires the line to halt, advance, or march to the rear, by the commands:

1. *Skirmishers*, 2. HALT; or 1. *Forward (or to the rear)*, 2. MARCH, 3. *Guide centre*.

298. A change of direction on the centre, advancing the left skirmishers, is similarly executed.

299. The captain may cause either the right or left skirmishers to halt in any position by giving the commands, 1. *Right (or left) skirmishers*, 2. HALT. He may also cause them to wheel in advance, or to the rear, according as he may desire to turn the enemy's flank or to refuse his own.

To march by the flank.

300. The captain commands:

1. *By the right (or left) flank*, 2. MARCH.

At the command *march*, the skirmishers face to the right and move off, each skirmisher taking care to follow the one immediately preceding him, and to preserve his interval.

301. The line marching by the flank, changes direction by the commands:

1. *Column right (or left)*, 2. MARCH.

At the command *march*, the leading skirmisher faces to the right and moves in the new direction; the other skirmishers face on the same ground, and follow in his rear.

302. *Column half right (or left)* is similarly executed.

303. Marching by the flank, to march in line, the captain commands:

1. *By the right (or left) flank*, 2. MARCH, 3. *Guide centre*.

At the second command, the skirmishers face to the right, and take the guide toward the centre.

To extend intervals.

304. *By the flank*. Being at a halt, the captain commands:

1. *By the right (or left) flank (to so many) yards extend intervals*, 2. MARCH.

At the command *march*, the right skirmisher marches by the right flank; the other skirmishers successively face to the right, and follow the one next on their right at the interval specified in the command. The captain commands: 1. *Skirmishers*, in time to add: 2. HALT, as soon as the left skirmisher has his interval.

305. Intervals are extended by both flanks, according to the same principles, the right and left skirmishers, upon attaining their intervals, being halted, as in the deployment by the flanks.

306. *To the front*. Marching to the front in quick time, the captain commands:

1. *On right (or left) skirmisher, (to so many) yards extend intervals,* 2. *Double time,* 3. **MARCH.**

At the command *march*, the right skirmisher marches to the front in quick time; the other skirmishers oblique to the left in double time, each resuming the direct march and taking the quick step upon gaining his interval from the skirmisher on his right.

If marching in double time, the designated skirmisher at the command *march*, takes the quick time, the movement being completed as before.

307. Intervals are extended on the centre skirmisher, by similar commands and means; the skirmishers to the right oblique to the right, those to the left oblique to the left.

308. If the line be halted during the movement, only those skirmishers halt who have the prescribed interval; the others halt successively upon gaining it, taking care not to get in advance of the designated skirmisher.

309. If, in extending intervals, it is intended that one company should occupy a line previously occupied by two, the extension will be made immediately in rear of the company to be relieved, which retires by the command of its captain, as soon as the extension is completed.

To close intervals.

310. *By the flank.* Being at a halt, the captain commands:

1. *By the right (or left) flank (to so many) yards close intervals,* 2. **MARCH.**

At the command *march*, the right skirmisher stands fast, the other skirmishers march by the right flank, and

successively halt and face to the front upon closing to the specified interval.

311. *To the front.* Being in march, in quick time to close intervals, the captain commands:

1. *On right (or left) skirmisher (to so many) yards close intervals,* 2. *Double time,* 3. *MARCH.*

At the command *march*, the right skirmisher advances in quick time; the others oblique to the right in double time, each resuming the direct march, and taking the quick step upon gaining his interval.

If marching in double time, the right skirmisher, at the command *march*, takes the quick time, the movement being completed as before.

312. Intervals are closed on the centre skirmisher in a similar manner; the skirmishers to the right oblique to the left, those to the left oblique to the right.

313. If the line be halted during the movement, only those skirmishers halt, who have closed to the prescribed interval; the others halt successively upon closing, taking care not to get in advance of the designated skirmisher.

314. To cause two companies to occupy as skirmishers the ground previously occupied by one, the new company deploys so as to finish its movement about twenty yards in rear of the line it is to occupy, and the men successively move upon that line as they are unmasked by the men of the old company, which closes intervals to the right or left.

To relieve a company deployed as skirmishers.

315. When a company of skirmishers is to be relieved, the captain is advised of the intention, which he immediately communicates to the line.

The new company executes its deployment so as to

finish the movement about twenty yards in rear of the line, and then, by command of its captain, advances rapidly to the old line, or a few yards beyond it, and halts; the new line being established, the old company retires and assembles as soon as beyond the enemy's fire.

If the skirmishers to be relieved are marching to the rear, the company which is to relieve them, if not already deployed, is deployed by the flank; the old company, after having passed the new line, assembles as hereafter explained.

The firings.

316. *To fire at a halt.* The captain commands:

1. *Commence*, 2. FIRING.

At this command, briskly repeated by the file-closers, the odd numbers kneel, aim, and fire; the even numbers kneel, aim, and fire, as soon as the odd numbers drop their pieces to the first position of load, after which each skirmisher fires without regard to the others.

317. The following instructions will be observed:

If the enemy be advancing, the rapidity of the fire increases as he approaches, but no skirmisher fires till he has taken deliberate aim, and, if possible, at a rest.

The efficacy of fire may be increased by concentrating that of several skirmishers upon knots or groups of the enemy.

If the enemy be halted at five or six hundred yards' distance, and well covered, few shots are fired, except to resist any change of position on his part. The best marksmen should, however, be permitted to practise upon the enemy, in order to inspire him with a fear of their fire.

318. To cease firing, the captain commands:

1. *Cease*, 2. FIRING.

319. *To fire advancing.* Skirmishers generally advance to the attack firing, for the reason that their fire greatly deranges that of the enemy.

The captain commands:

1. *Commence*, 2. **FIRING**.

At this command, the odd numbers halt, kneel, and fire; they then rise, and load while marching; as soon as they have dropped their pieces to the first position of load, the even numbers halt, kneel, and fire; after which each skirmisher fires independently, kneeling each time, for the double purpose of presenting less surface to the enemy, and securing the rest, in aiming, afforded by the knee.

The officers and file-closers give their constant attention to the general preservation of the alignment; keep the men at their proper intervals, and see that after each fire they advance in the proper time, and that the sights are elevated according to the distance.

At the command *cease firing*, or, if halted while firing, the skirmishers align themselves on those most advanced.

320. *To fire retiring.* The captain selects a favorable position in rear, causes the firing to cease, designates the position to the line, and then commands:

1. *To the rear*, 2. *Double time*, 3. **MARCH**, 4. *Guide centre*.

At the command *march*, the skirmishers face about, and move to the rear: when they arrive on the new line, the captain commands: 1. *Skirmishers*, 2. **HALT**, 3. *Commence*, 4. **FIRING**.

When not severely pressed, a line marching to the rear in quick time may open fire the same as when advancing. At the command *commence firing*, the odd numbers halt, face about, kneel, fire, rise, and reload while marching. When the odd numbers drop their pieces to the position

of the first motion of load, the even numbers halt, kneel, and fire, after which each skirmisher fires independently, taking care to halt and aim deliberately each time, preserving only a general alignment. At the command *cease firing*, the skirmishers align themselves on those farthest from the enemy; if halted while firing, they align themselves on those nearest the enemy.

321. *To fire marching by the flank.* The skirmishers marching by the right flank, the captain commands:

1. *Commence*, 2. **FIRING.**

At the second command, the odd numbers halt, face to the front, kneel, fire, and resume the march, loading as they advance; the even numbers continue the march, halt, kneel, and fire, without passing the odd numbers, resuming the march and reloading as explained for the odd numbers, the skirmishers taking care never to pass each other.

The skirmishers resume their proper intervals as soon as they cease to fire while marching by the flank.

The fire when marching by the left flank is similarly executed, the even numbers commencing the fire.

If a line of skirmishers, marching by the flank, be vigorously attacked by the enemy, the captain causes it to halt and commence firing. The flank movement is resumed as soon as the enemy is repulsed.

322. Kneeling in all firings is omitted when the ground is unfavorable, or when cover can otherwise be secured.

323. A skirmish line must always be on the alert, and the men will forego all considerations of personal safety, when the efficacy of their fire can be increased.

324. The officers will observe that a too scrupulous regard for cover will make men timid; they should therefore set an example of fearless exposure whenever an advantage

can be gained, encourage the men, and impress them at all times with an idea of their superiority over the enemy.

To rally.

325. Skirmishers are rallied when threatened by bodies of the enemy's cavalry; the rallies are made at a run; when ordered to rally, the bayonets are fixed at the preparatory command.

326. If small parties of the enemy present themselves, the captain commands:

1. *Rally by fours*, 2. MARCH.

(Pl. 3.) At the second command, the men of each four place themselves in a circle around number four of the

Plate 3.



front rank. The captain and file-closers place themselves within the nearest fours.

The men open fire and continue it till the enemy is close upon them, when they charge bayonets and remain firm. During the approach of the enemy, the men in rear face about so that all the muskets may be brought to bear upon him.

The reserve, if threatened, forms a circle around its chief, and opens fire as explained for the fours.

The danger past, the captain commands:

1. *Deploy*, 2. MARCH.

At the first command, the skirmishers unfix bayonets, and at the second, moving at a run, resume their proper places.

327. Should the fours be too weak to resist the enemy, the captain commands :

1. *Rally by company*, 2. MARCH.

(Pl. 4.) At the command *march*, all the skirmishers rally in two ranks on the centre skirmisher, those to his

Plate 4.



right forming in a semicircle to his right and rear, the front-rank men in front; those to his left complete the circle by forming a semicircle to his left and rear. The centre skirmisher, and those first approaching him, elevate their muskets, to indicate the point on which the rally is to be made.

The captain and file-closers place themselves within the circle.

The reserve, if there be strong ground at hand, hastens to it, and takes measures to defend itself; otherwise it advances to the line and forms part of the circle.

The captain directs the fire in the most efficacious manner, bringing as many muskets to bear as possible. If the enemy approaches too close, he charges bayonets, and resumes the fire as soon as the charge is repulsed.

To deploy, he commands :

1. *Deploy*, 2. MARCH.

At the first command, the men unfix bayonets, and, at the second, resume their proper places at a run. The reserve is conducted by its chief to its position in rear of the centre of the line.

The assembly.

328. The assembly is used whenever a company is to be relieved, or is to be withdrawn as a line of skirmishers; it may be executed either from a halt, advancing, or marching to the rear, and on the right, left, or centre skirmisher.

Being at a halt, the captain commands:

1. *Assemble on right (or left) skirmisher*, 2. MARCH.

At the command *march*, the right skirmisher stands fast and comes to support arms; the others face to the right, close upon him, and form on his left in their order, in two ranks, the front rank in front; each skirmisher *supports arms* upon taking his place in ranks. The reserve at the same time rejoins the company, and the officers and sergeants take their posts as before deployment.

The assembly on the centre skirmisher is similarly executed.

If advancing in double time or in quick time, and the command be *double time*, the skirmisher designated marches in quick time; the others oblique toward him in double time, and, upon closing, take the quick time, forming in two ranks, the front-rank men in front, arms at a shoulder.

If marching to the rear, the company assembles as when marching in advance, except that the rear-rank men form in front; the assembly completed, the company is halted and faced about.

If marching in advance, the reserve rejoins the company in double time; if to the rear, it halts and rejoins the company upon its approach.

To deploy a company as skirmishers from single rank.

329. The company being in single rank, is deployed as

skirmishers, both forward and by the flanks, by the same commands and means as when in double ranks, except that, in deploying forward, the fours take an interval of twenty yards instead of forty.

330. The company having been deployed as skirmishers from single rank, is manœuvred by the same commands and means as when deployed from double rank, except that, in rallying by fours, each four rallies on number four, and, in assembling, the company forms in single instead of double rank.

To deploy a battalion as skirmishers.

331. The colonel indicates the size of the company reserves, designates the companies to act as battalion reserve, and the companies which, after the deployment, will constitute the right and left wings.

The battalion reserve is commanded by the lieutenant-colonel, and usually consists of two or three companies; one taken from each wing, the third from near the centre. The companies designated step a few paces backward. The color-guard goes with the battalion reserve, or receives special instructions from the colonel.

To deploy forward.

332. Being at a halt, the colonel commands:

1. *As skirmishers,*
2. *On left (or right) four, (such) company take intervals,*
3. MARCH.

(Pl. 5.) At the second command, the captain of the designated company gives the preparatory commands for deploying as skirmishers on the left four; the captain of the company next on the left gives the commands for deploying on the right four; the captains of the companies

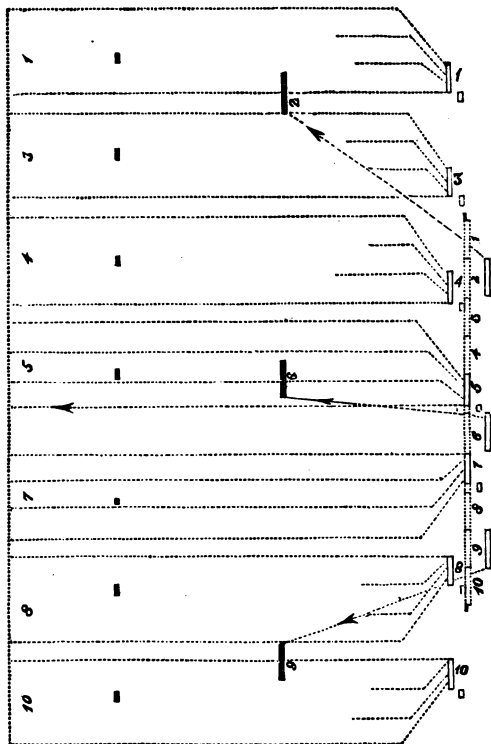


Plate 5.

to the right of the two mentioned command: *Fours right*; those to the left: *Fours left*.

At the command *march*, repeated by the captains, the company designated deploys forward on its left four, and the one on its left, on its right four, which gains the distance of forty yards to the left, or less, should there be vacancies in the rear rank of the designated company.

The companies to the right move by the right flank; and when the left (now the rear) four arrives opposite its interval in the skirmish line, the captain forms line to the left, and, without halting, gives the commands for deploying on the left four; the left companies move by the left flank, and, when the right four of each is opposite its interval, the captain forms line to the right, and, without halting, deploys on the right four.

The colonel commands: 1. *Skirmishers*, 2. HALT, when the left four of the designated company arrives on the line he may wish to occupy. This command is repeated by those captains whose fours have arrived on the line; the other captains command: 1. *Skirmishers*, 2. HALT, when the four on which their deployment is made arrives on the line.

The major superintends the deployment of his wing.

The colonel is accompanied by the adjutant mounted, and by the chief trumpeter mounted.

333. If the skirmish line be formed considerably in advance of the position occupied by the battalion, the captains of the companies near the right and left are notified, and, instead of gaining ground directly to the flank, incline to the front, and, when near their positions in line, they deploy forward as already explained.

To deploy by the flank.

334. Being at a halt, the colonel commands:

1. *As skirmishers*, 2. *By the right (or left) flank take intervals*, 3. MARCH.

At the second command, the battalion faces to the right.

At the third command, number one of the front rank of the leading four of the right company steps off, and is followed successively by all the files of the battalion; when the left skirmisher has his interval, the colonel commands:

1. *Skirmishers*, 2. HALT.

335. To deploy by both flanks, the colonel commands:

1. *As skirmishers*, 2. *On (such) company by the right and left flanks take intervals*, 3. MARCH.

At the second command, the captain of the designated company gives the preparatory commands for deploying by the right flank; the captain of the company next on his left gives the preparatory commands for deploying by the left flank.

The captains of the companies to the right of the two mentioned command: *Fours right*; those of the left: *Fours left*.

At the command *march*, repeated by the captains, the designated company, and the one on its left, deploy respectively by the right and left flanks.

The companies to the right move by the right flank, and, as the left or rear four of each arrives opposite its interval, the captain forms line to the left, halts, and deploys by the right flank; the left companies move similarly to the left, and deploy by the left flank.

To deploy from column.

336. Being in column of companies, to deploy as skirmishers, the colonel designates the battalion reserve as be-

fore, cautions the companies to deploy forward or by the flank, and then commands:

1. *As skirmishers*, 2. *Right (or left) front into line*,
3. MARCH.

(Pl. 6.) At the second command, the captain of the first company gives the preparatory commands for deploying on the left four, or by the right flank, according to the previous instructions of the colonel; the other captains command: *Fours right*.

At the command *march*, repeated by the captains, the leading company deploys; the other companies wheel by fours to the right, incline to the left, move up abreast of the former head of the column, incline to the right, and, when opposite the left of their intervals, form line to the left and deploy as explained for the first company.

In the deployment forward, the colonel commands: 1. *Skirmishers*, 2. HALT, when the leading four of the first company arrives on the desired line.

337. The colonel may cause one or more companies to be deployed as skirmishers right front into line, and other companies as skirmishers left front into line.

338. The battalion in column of fours is deployed as skirmishers front into line, by the same command and means as the column of companies, each company executing right or left front into line before deploying as skirmishers.

339. The battalion being deployed, the colonel causes the line to *march in advance, to the rear, change direction, move by the right or left flank, to rally by company, or by fours*, and to execute the *firings*, by the commands and means prescribed for a company of skirmishers.

340. To execute a change of direction on the centre, to the left, the colonel commands:

1. *Right wing left wheel*, 2. *Left wing to the rear, left wheel*, 3. **MARCH**.

At the command *march*, the left wing faces about, and both wings then wheel to the left, on the left skirmisher of the right wing as a pivot.

Having wheeled sufficiently, the colonel commands: 1. *Skirmishers*, 2. **HALT**; or, without halting, he may cause the line to advance, or march to the rear.

341. Change of direction to the right is similarly executed, on the right skirmisher of the left wing.

342. The colonel may cause one or more companies on the right to wheel in advance (or to the rear), by the commands:

1. *First and second (or such) companies*, 2. *Left wheel (or to the rear, right wheel)*, 3. **MARCH**.

The companies designated wheel on the left (or right) skirmisher of the inner company.

343. The left companies are wheeled in advance, or to the rear, by similar commands and means.

344. If wheeling forward, with a view to envelop the enemy's flank, and the main line be advancing, the pivot advances with the line; the wheel is executed at an increased gait, so that the skirmishers toward the marching flank may gain as much ground as possible to the enemy's rear, in order to intercept his retreat.

345. The colonel should frequently detach companies with directions to proceed under cover, and to deploy on the flank or in rear of a given position. He should likewise frequently cover the front and flanks of his battalion with skirmishers, holding them at such a distance as to prevent annoyance to the battalion from the enemy's fire.

To extend and close intervals.

346. Intervals are extended and closed by the flank, by

the same commands and means as in the company deployed as skirmishers.

347. When intervals are extended or closed by both flanks, the colonel first commands: 1. *On (such) skirmisher, (such) company.*

In extending intervals, the colonel gives the necessary commands for halting the skirmishers.

Movements of the reserve.

348. As soon as the deployment commences, the lieutenant-colonel causes the reserve companies to take position on strong ground, about three or four hundred yards in rear of the skirmish line, as follows: the right company opposite the left of the right company of skirmishers; the left company opposite the right of the left company of skirmishers; the centre company opposite the centre of the battalion.

When there are but two reserve companies, they are posted opposite the centres of the right and left wings.

The lieutenant-colonel remains near the centre reserve company. Should the other companies be beyond the reach of his voice, he causes file-closers to be posted between them for the purpose of passing the commands.

The reserve conforms to the movements of the battalion, and marches in *advance, to the rear*, and by the *right* or *left flanks*, by the commands:

1. *Reserve forward [to the rear; by the right (or left) flank],* 2. MARCH.

The captains of reserve companies give the commands for moving forward, for wheeling about by fours, or to the right (or left) by fours, according to the movement.

The distance of the reserve from the line varies with the nature of the ground, attention being paid to the selection of a strong natural position.

349. To reënforce the skirmish-line, the colonel directs the lieutenant-colonel, or sends orders to him, to reënforce the line.

The lieutenant-colonel immediately gives the commands:

1. *Reserve as skirmishers*, 2. *On the centre fours take intervals*, 3. *Double time*, 4. MARCH.

At the second command, each captain commands: 1. *As skirmishers*, 2. *On the centre four take intervals*, and repeats the third and fourth commands; the fours having gained their intervals, the captain commands: 1. *Deploy*, 2. MARCH, 3. *Guide centre*, which, being executed, he commands: 4. *Double time*, 5. MARCH, and conducts his company forward to the skirmish-line, where, without command, all the men halt and join in the action.

The company reserves deploy by the commands of their chiefs, and advance to the line with the reserve companies.

The reserve, having united with the skirmish-line, conforms to all its movements.

350. To withdraw the reserve, the lieutenant-colonel commands:

1. *Reserve to the rear*, 2. MARCH.

At the command *march*, all the reserve skirmishers march to the rear; the company reserves are halted and assembled in their proper positions by their chiefs.

The reserve companies having retired a sufficient distance, the lieutenant-colonel commands: 1. *Assemble on the centre skirmishers*, 2. MARCH, and afterward posts them at the proper distance from the line.

351. To withdraw the skirmish line to the position occupied by the reserve, the colonel directs the lieutenant-colonel to deploy the reserve by the flanks.

The lieutenant-colonel commands:

1. *Reserve as skirmishers*, 2. *By the right and left flanks, take intervals*, 3. *Double time*, 4. *MARCH*.

At the second command, the captains command: 1. *As skirmishers*, 2. *By the right and left flanks take intervals*, and repeat the third and fourth commands, when each reserve company deploys by the right and left flanks.

The colonel then causes the firing to cease, and commands:

1. *To the rear*, 2. *Double time*, 3. *MARCH*, 4. *Guide centre*.

Upon arriving on the line of the reserve, the colonel commands: 1. *Skirmishers*, 2. *HALT*, 3. *Commence*, 4. *FIRING*, when all commence firing. The company reserves, by the commands of their chiefs, deploy while marching to the rear, and halt on the line of the reserve.

352. The reserve is withdrawn as before.

353. In the presence of the enemy, the reserve companies may be deployed as skirmishers as soon as they reach their positions.

354. The colonel may deploy four or five companies in one line, two or three companies in a second line two or three hundred yards in rear of the first line, and direct the remaining companies to be posted as already explained, three or four hundred yards in rear of the second line.

The reserve companies are concealed as much as possible from the enemy's fire, lying down when no cover presents itself.

355. Extra ammunition for the skirmish line is kept with the reserve companies.

To assemble the battalion.

356. To assemble the battalion, the colonel commands:

1. *Assemble on the left skirmisher of (such) company*, 2. *MARCH*.

(Pl. 7.) At this command the captain of the designated company, and each captain to its right, causes his company to assemble on its left skirmisher. The captains to the left cause their companies to assemble on their right skirmishers.

Each captain, as soon as his company has assembled, marches it toward the one designated.

The reserve companies move forward, and all the companies resume their position in line, as before the deployment.

If marching to the rear, each company assembles on its skirmisher nearest the designated company, and then obliques toward that company. The battalion is halted and formed in line when it arrives on the ground occupied by the re-

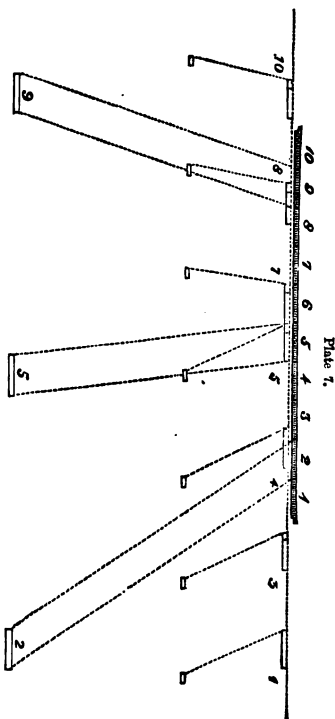


Plate 7.

serve companies, which halt at the commencement of the assembly.

To deploy the battalion as skirmishers from single rank

357. The battalion being in single rank, is deployed both forward and by the flank by the same commands as when in double rank.

The assembly is made in single rank.

To deploy the battalion as skirmishers by numbers.

358. The battalion being in line, the colonel commands:

1. *Number one (two, three, or four) as skirmishers,* 2.

MARCH.


(Pl. 8.) At the first command, the number designated in the front rank of each four, steps three yards to the front, the vacancy being filled from the rear rank.

At the second command, the skirmishers move forward, dressing toward the centre, the line being accompanied by the first-lieutenant and third-sergeant of each odd company. The left skirmisher of the right wing is the centre skirmisher.

A second and third line may be sent to the support of the first without disturbing the unit of four, each vacancy in the front rank being filled from the rear rank. The second line is accompanied by the first-lieutenant and third-sergeant of each even company. The third line by the second-lieutenant and fourth-sergeant of the odd (or even) companies.

When more than one line is sent forward, the lines are designated *first*, *second*, and *third*, according to the order in which they are advanced, and a field-officer takes the command.

Plate 8.



The skirmishers, united in one line or posted in three lines, are manœuvred by the commands and means already prescribed. Should the movement be limited to the skirmishers of any one line, for instance, to move it by the flank, that line only is specified in the command.

The colonel may cause two or three numbers in each four to move forward at the same time by designating them in his first command. He may also, if necessary, cause the entire battalion to advance by numbers.

359. The line or lines of skirmishers deployed, as just explained, are used offensively, to annoy the enemy and exhaust his fire before the main attack, or to pursue him promptly after a repulse. They are used defensively, to contest the advance of the enemy; to this end the lines

may be established, one in rear of the other, at a distance of four or five hundred yards, the third line at least five hundred yards in advance of the battalion. The first line, when no longer able to maintain its position, falls back upon the second, these two in turn upon the third. The triple line, if well protected, should successfully resist a line of battle.

360. The skirmishers are withdrawn, if not under fire, by the commands :

1. *Assemble on the battalion*, 2. MARCH.

At which each skirmisher resumes his former place. If under fire, and the enemy be advancing, they are withdrawn by the commands :

1. *Rally on the battalion*, 2. MARCH.

At the second command, the skirmishers fall back at a run, and passing to the rear around the flanks, and through intervals made by one or more fours in each company stepping to the rear, they promptly reform in the rear rank, without seeking to find their places. The front being uncovered, the fours which have stepped to the rear retake their places in line, and the battalion opens fire.

361. In brigade evolutions, when skirmishers are deployed by numbers, the skirmishers of each battalion extend to the right and left, so as to cover one-half of the interval between it and the battalions on its right and left. In rallying on the battalion, the skirmishers nearest the flanks form in the interval between battalions, and open fire.

SCHOOL OF THE BATTALION.

362. In this school the colonel is the instructor, but he may substitute the lieutenant-colonel, major, or senior captain. The instructor goes wherever his presence is necessary.

363. The field-officers repeat commands whenever necessary; the captains, unless otherwise directed, repeat them only when prescribed. The men execute the command *march* on hearing it from the colonel.

Instruction of officers.

364. Every commanding officer is responsible for the instruction of his command. He assembles the officers for theoretical and practical instruction, as often as he may judge necessary, and, when he is unable to attend to this duty in person, it is discharged by the officer next in rank.

The theoretical instruction of the officers embraces all the movements in the tactics, and such regulations as prescribe their duties in peace and war.

The officers should be frequently practised in estimating distances, and should become familiar with the trumpet-signals.

Formation of the regiment.

365. A *regiment* is composed of ten companies. A regiment, or any part of a regiment composed of two or more companies, is designated a *battalion*.

For manœuvres the battalion is generally divided into an even number of companies, and the companies are equalized by transferring men from the larger to the smaller.

Two companies constitute a *division*.

In forming line, the companies are so posted that the

senior captains may command divisions, having under them the junior captains corresponding in rank. The senior captain commands the right company, the second captain the left company, the third captain the right centre, or color company.

When the number of companies is uneven, the company commanded by the second captain is regarded as an odd company, and is posted on the left of the line; the fourth captain commands the second company from the left. In the manœuvres by division, the odd company constitutes a division by itself, and is so designated in the colonel's commands.

Table showing the order of companies in line from right to left :

							2	3	1
						2	4	3	1
					2	4	5	3	1
				2	5	6	3	4	1
			2	4	7	6	3	5	1
		2	6	8	4	3	7	5	1
	2	4	8	9	5	3	7	6	1
2	7	10	5	8	* 3	9	4	6	1

Companies whose captains are absent, are posted in line according to the relative rank of the officers present in command of them. At the discretion of the colonel, a company whose captain is absent for a few days only may retain its place according to his rank.

After line is formed, no cognizance is taken of the relative order of the companies, either in the evolutions or under fire.

Companies are designated numerically from right to left when in line, and from front to rear when in column, *first company, second company*, and so on. Divisions are designated in the same manner.

In column of divisions, companies are designated from the head of the column, and from right to left in each division; *first company, second company* (first division); *third company, fourth company* (second division); and so on. If the odd company be at the head of the column, the right company of the division next in rear is the second company, the left the third, and so on to the rear of the column.

The numbers of companies and divisions change when, by facing in the opposite direction, the left becomes the right of the line, and the rear the head of the column. If, in passing from line into column, the designation of companies and divisions is changed, they hold their line designation till the column is formed, when they take the column designation. In like manner, if, in passing from column into line, the designation is changed, they hold the column designation till the line is formed, when they take the line designation. Captains of companies caution (*such company*), whenever the designation is changed.

In column, chiefs of division caution (*such and such companies, (such) division*), whenever the designation is changed.

When the number of companies is even, the companies to the right of the centre of the battalion, regardless of the position of the color, constitute the *right wing*, those to the left, the *left wing*. When there is an odd company, the left wing will contain one company more or less than the right wing, according as the odd company is on the left or right of the battalion.

In the manœuvres, the left company of the right wing is designated the *right centre company*; the right company of the left wing, the *left centre company*.

The designation of wings changes whenever the battalion faces in the opposite direction.

When a battalion is composed of fractions of several regiments, the companies in each regiment are arranged as already explained; the fractions are then arranged in line from right to left, according to the rank of the senior officer present in each, the senior on the right.

Color-guard.

366. In each battalion there is a color-guard, composed of a color-sergeant and seven corporals, which is posted as the left four of the right centre company.

The front rank is composed of the color-sergeant and three senior corporals, one posted on his right and two on his left; the rear rank is composed of the four remaining corporals. The corporals are placed in the order of rank from right to left.

The color-sergeant and color-corporals are selected from those most distinguished for bravery, and for precision under arms and in marching.

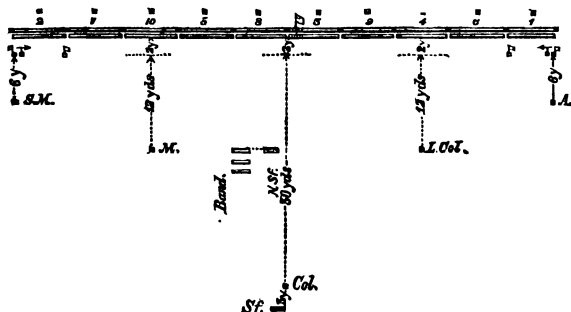
The color-sergeant carries the national color. The regimental color (when present) is carried by a sergeant, who takes the place of the corporal on the left of the color-sergeant.

367. The colors, delivered by the colonel into the hands of the color-bearer, are escorted by the color-guard to the color-company, on its parade-ground; and in like manner are escorted back to the colonel's quarters. The color-guard, by command of the color-sergeant, *presents arms* on receiving, and on parting with the colors; in the latter case the color-guard returns to the carry by command of the senior color-corporal.

Posts of field officers and regimental staff.

368. The field and staff officers are supposed to be mounted during all manœuvres; the adjutant is on foot. The senior officer present commands the battalion.

Plate 1.



The *colonel* is posted thirty yards in rear of the file-closers, opposite the centre of the battalion. This distance is reduced as the front of the battalion is diminished.

The *lieutenant-colonel* and *major* are on a line twelve

yards in rear of the file-closers; the lieutenant-colonel opposite the centre of the right wing, the major opposite the centre of the left wing.

The *adjutant* and *sergeant-major* are opposite the right and left of the battalion, six yards in rear of the file-closers. They aid the lieutenant-colonel and major respectively in their duties.

At reviews, parades, and inspections, the *adjutant* takes post three yards to the right of the front rank of the battalion; the *sergeant-major* three yards to the left of the front rank.

The *surgeon*, *quartermaster*, and other staff-officers, in the order of rank from right to left, are on the left of the colonel, and three yards in his rear.

In column the staff marches abreast of the centre, on the flank opposite the guide, and at the same distance from the column as from the file-closers when in line. If the guide be changed, the staff, unless otherwise directed, passes by the rear of the column to the opposite flank.

In line, if the battalion wheels about by fours, the staff, unless otherwise directed, passes around either flank to the new position in rear.

In all battalion manœuvres, the staff moves to its new position, in line or column, by the shortest practicable line, not passing between subdivisions.

The *quartermaster-sergeant*, *commissary-sergeant*, and *hospital-steward*, are in rear of the left centre company in the order of rank from right to left, three yards on the right, and in line with the front rank of the band.

In all battalion manœuvres the non-commissioned staff, except the sergeant-major, conforms to the movements of the band.

369. The staff and non-commissioned staff, except the adjutant and sergeant-major, may be excused from battal-

ion manœuvres, except when preparing for forms of ceremony.

Posts of the band, and trumpeters or field music.

370. The *band* is formed in two or more ranks, with sufficient interval between the files, and distances between the ranks, to permit a free use of the instruments.

The *trumpeters*, if not with their companies, form the rear of the band. When the band is not present, the post of the trumpeters and their movements are the same as prescribed for the band.

In line, the band is habitually posted twelve yards in rear of the file-closers, the left opposite the left of the left centre company.

At reviews, parades, and inspections, the band is posted on the right of the battalion, the left of its front rank twelve yards from the right of the front rank of the battalion.

In column, except at review and inspection, the band is twelve yards from the centre of the column on the flank opposite the guide. If the guide be changed, the band, unless otherwise directed, passes by the rear of the column to the opposite flank.

In line, if the battalion wheels about by fours, the band, unless otherwise directed, passes around either flank to its position in rear.

In all battalion manœuvres, the band moves at quick or double time, by the shortest practicable line, to its position in line or in column; the march being so conducted as not to pass between the subdivisions, nor delay their march.

When the signals for the drum-major are not used, the band is manœuvred as explained for a squad, the command *band* being substituted for *squad*.

When the battalion in column wheels about by fours,

the band executes the countermarch; when the battalion executes the *right*, *left*, or *about face*, the band faces in the same manner.

In marching, the different ranks of the band always dress to the right.

General guides.

371. There are two general guides selected by the colonel from the sergeants most distinguished for carriage under arms and accuracy in marching.

The general guides are posted in the line of file-closers, opposite the right and left flanks of the battalion; the one on the right of the battalion is designated *right general guide*; the other, *left general guide*.

Posts of markers.

372. In manœuvres, for the purpose of indicating the direction of lines of battle, the battalion is provided with four markers, who are habitually posted in the line of file-closers, one near each flank of the right and left companies when in line, and the leading and rear subdivisions when in column.

At parades and inspections two markers are required, who retire, after the line is formed, behind the flanks of the color-company. At inspection they accompany the color-guard to the front and are inspected with it, taking post two yards from the rear rank, in rear of the right and left files.

To form the battalion.

373. The companies being formed on their parade-grounds, *adjutant's call* is sounded, at which the adjutant and sergeant-major, the latter on the left, each covered by a marker, march to the regimental parade-ground, where they post the markers facing each other at a distance apart

a little less than the front of a company; the adjutant posts the marker nearest the right of the line, the sergeant-major the one nearest the left, each standing three yards in rear of the marker nearest him; the markers being assured, the adjutant takes a side-step to the left, the sergeant-major a side step to the right, draw swords, and face about; the adjutant then proceeds company distance toward the right of the line, the sergeant-major company distance toward the left of the line, when they halt, face about, and again cover the markers; the line is prolonged in the right wing by the right guides, who precede their companies on the line by fifteen or twenty yards, and establish themselves facing the markers, each at company distance from the marker or guide in front of him; the adjutant assures the position of the right guides, placing himself in their rear as they successively arrive; the line is similarly prolonged in the left wing by the left guides, the sergeant-major assuring them in their positions as they successively arrive.

374. The guides invert their pieces in front of the centre of the body, barrel to the right, the right hand below the left, the small of the stock above the head. *This rule is general for all successive formations.*

275. The color-company is the first established, and is conducted by its captain so as to arrive from the rear, parallel to the line of markers. When it arrives at three yards from the line, the captain halts it, places himself facing to the front, near the left marker, and then dresses the company to the left, the breasts of the men opposite the right and left markers resting respectively against their left and right arms; the companies of the right wing form successively from left to right, each being halted at three yards from the line and dressed to the left as explained for the color-company, the left guide, at the command *halt*,

returns to the line of file-closers; the companies of the left wing form successively from right to left, and are dressed to the right.

376. In all alignments, the first-sergeants, if not employed to mark the line, step into the rear rank to enable the captains to dress their companies. *This rule is general.*

377. To enable the captain of the company on the left of the color to align his company to the right, the captain of the color-company steps a pace forward if he be the senior, or into the rear rank if he be the junior; if the senior, he steps back into the front rank as soon as the junior captain commands *front*; the latter steps back to the rear rank; the first-sergeant of the left centre company steps back to the line of file-closers. *This rule applies whenever two companies in line dress toward each other.*

378. Each captain commands: 1. (such) *Company*, 2. *Support*, 3. *ARMS*, as soon as the captain next succeeding him in his own wing commands *front*; the flank companies *support arms* as soon as dressed. *This rule is general for all successive formations.*

379. Before sounding *adjutant's call*, the band takes a position designated by the adjutant, and marches at the same time as the companies to its position in line.

The colonel takes post facing the line, at a distance in front of the centre of the battalion, about equal to half its front.

The adjutant having assured the position of the right guide of the right company, faces about, marches three yards to the right of the front rank, faces to the left, moves two yards to the front, faces to the left and halts, and, when the last company arriving on the line is brought to *support arms*, commands: 1. *Guides*, 2. *Posts*.

380. At the command *guides posts*, the captains, guides,

and markers, take their posts in line; the first-sergeants, who are not employed to mark the line, step a pace to the rear to permit the second-sergeants or markers to pass through their intervals to the line of file-closers, after which they return to the front rank. *This rule is general.*

381. The adjutant then passes along the front in rear of the captains, to the centre, turns to the right, halts midway between the captains and the colonel, faces about, brings the battalion to a *carry*, and a *present arms*, resumes his front, salutes his colonel, and reports: *Sir! The battalion is formed.*

The colonel returns the salute with the right hand, directs the adjutant: *Take your post, Sir*, draws his sword and commands: 1. *Carry*, 2. *ARMS*.

The adjutant faces about, and returns to his post, passing in rear of the captains of the right wing around the right of the battalion.

Equalizing the battalion.

382. The companies are usually equalized by transfers before the battalion is formed; but, when this is not done, the companies may be equalized and the number of companies increased or decreased in the following manner: The battalion being in line, the front-rank men covered, the adjutant orders the officers and guides to fall out, brings the battalion to *support arms*, counts the number of files from right to left, and, returning from the left, divides off the companies, causing them to side-step to the left, a guide placing himself in each interval.

The adjutant next commands: 1. *Officers and guides to front and centre*, 2. *MARCH*; when the officers arrange themselves in the order of rank from right to left, six yards in front of the centre of the battalion; the guides, consisting of twice as many sergeants as there are com-

panies, arrange themselves similarly three yards in their rear.

The adjutant then assigns the officers according to rank to their positions in line as captains and file-closers of the first, tenth, fifth, third, seventh, second, ninth, sixth, fourth, eighth, or of such and such companies, according to the number of companies present.

The senior and junior guides are similarly assigned to the right and left of companies, after which the adjutant commands: 1. *Officers and guides*, 2. ABOUT, 3. FACE, 4. *To your posts*, 5. MARCH.

At the command *march*, the officers and guides proceed to the posts designated, the captains immediately cause their companies to *carry arms* and *count fours*, after which they bring them to *order arms* and *place rest*. The adjutant, from the right of the line, then calls the battalion to attention, brings it to a carry, dresses it to the right, commands: 1. *Support*, 2. ARMS, and then presents it to the commanding officer as before explained.

To open ranks.

383. Being at a halt, the colonel commands:

1. *Rear open order*, 2. MARCH, 3. FRONT.

At the first command, the lieutenant-colonel and adjutant place themselves on the right of the battalion; the first, three, the second, six yards in rear of the front rank, both facing to the left. The first-sergeants, and the sergeant on the left of the battalion, place themselves three yards in rear of the front rank, opposite their places in line, in order to mark the new alignment of the rear rank; they are aligned by the lieutenant-colonel on the left sergeant of the battalion, who inverts his piece.

Each first-lieutenant places himself in his own first-ser-

geant's interval, and is covered in the rear rank by the second-lieutenant of the company adjoining.

At the command *march*, the front rank dresses to the right, the rear rank and file-closer step to the rear, without counting the steps; the men pass a little in rear of the line traced for this rank, halt and dress forward on the first-sergeants, who verify the alignment of the men of their respective companies.

The file-closers step back three yards from the rear rank, casting their eyes to the right; the adjutant verifies their alignment on the left file-closer, who inverts his piece and places himself accurately three yards from the rear rank.

The company officers place themselves opposite their posts in line, three yards in front of the front rank, dress to the right, and cast their eyes to the front as soon as their alignment is verified; the staff-officers, in the order of rank from right to left, place themselves at one yard apart and one yard to the right of the line of company-officers; the non-commissioned staff, the sergeant-major on the right, forms similarly on the left of the front rank of the battalion; the field-officers place themselves six yards in front of the line of company-officers, opposite their places in line; the band on the right of the battalion, the left of its front rank twelve yards from the right of the front rank of the battalion.

The colonel superintends the alignment of the company-officers, and the front rank; the lieutenant-colonel the rear rank.

At the command *front*, given as soon as the ranks are aligned, the lieutenant-colonel and adjutant take their places already assigned; the sergeants designated return to their places in line, and the colonel, passing to the centre in front of the line of company-officers, places himself, fac-

ing to the front, six yards in advance of the line of field-officers.

Should the battalion have wheeled about by fours, the major and sergeant-major perform the duties of lieutenant-colonel and adjutant.

To close the ranks.

384. The colonel commands :

1. *Close order*, 2. MARCH.

At the command *march*, all the officers and non-commissioned staff face about, and return to their places in line; the rear rank at the same time closes to facing distance from the front rank; the file-closers close to two yards from the rear rank, and the band returns to its place in line.

Manual of arms.

385. The manual of arms is first executed in the battalion with open ranks, and afterward at close order.

386. The color-guard executes the *order arms*, *carry arms*, the *loadings* and *firings*. In rendering honors it executes the *present*, *reverse*, and *rest on arms*. On drill, in addition to the above, it executes *support* and *right shoulder arms*. It executes the other movements in the manual only when specially directed. The bayonets of the color-guard are habitually carried in the scabbard.

387. In the battalion drill, the arms are habitually carried at a *right shoulder*.

The fire by company.

388. The colonel commands :

1. *Fire by company*, 2. *Battalion*, 3. READY, 4. COMMENCE FIRING.

At the fourth command, the captain of the right company of each division commands: 1. (Such) *company*, 2. AIM, 3. FIRE, 4. LOAD.

When the captain of each left company sees two or three pieces at a *ready* in the right company, he commands: 1. (Such) *company*, 2. AIM, 3. FIRE, 4. LOAD.

The captains of the right companies conform to the same rule with regard to the left companies, the two companies thus continuing the fire alternately, as if the division were alone.

The fire by wing.

389. The colonel commands:

1. *Fire by wing*, 2. *Battalion*, 3. READY, 4. *Right wing*, 5. AIM, 6. FIRE, 7. LOAD; and, 4. *Left wing*, 5. AIM, 6. FIRE, 7. LOAD;

and by these commands causes the wings to fire alternately.

The captains always caution their companies, *right* or *left wing*, according to the wing they may be in when the firing commences.

The fire by rank.

390. The colonel commands:

1. *Fire by rank*, 2. *Battalion*, 3. READY, 4. *Rear rank*, 5. AIM, 6. FIRE, 7. LOAD; and, 4. *Front rank*, 5. AIM, 6. FIRE, 7. LOAD, and so on.

The fire by battalion.

391. The colonel commands:

1. *Fire by battalion*, 2. *Battalion*, 3. READY, 4. AIM, 5. FIRE, 6. LOAD, and continues the fire by the commands: 1. *Battalion*, 2. AIM, 3. FIRE, 4. LOAD.

The fire by file.

392. The colonel commands:

1. *Fire by file*, 2. *Battalion*, 3. **READY**, 4. **COMMENCE FIRING**.

393. The colonel terminates the firings by the commands:

1. *Cease*, 2. **FIRING**, 3. **POSTS**.

To rest the battalion.

394. The colonel commands:

1. *Battalion*, 2. **REST**; or, 1. *In place*, 2. **REST**.

Being at an *order arms*, the colonel may command:

1. *Stack*, 2. **ARMS**, 3. *Break ranks*, 4. **MARCH**.

To resume the attention, the colonel commands:

1. *Battalion*, 2. **ATTENTION**;

and then commands:

1. *Take*, 2. **ARMS**.

To dismiss the battalion.

395. The colonel commands:

Dismiss your companies.

At which each captain conducts his company to its parade-ground, where it is dismissed as prescribed.

To march in line.

396. The battalion being at a halt, and correctly aligned, the colonel sends a marker two or three hundred yards to the front, and, placing himself in rear of the color-bearer,

establishes the marker, who faces to the rear, on a line perpendicular to the front of the battalion, passing between the heels of the color-bearer ; he then commands :

1. *Forward*, 2. *Guide centre*, 3. *MARCH*.

At the second command, the color-bearer advances six yards to the front ; the corporal of his file in the rear rank places himself in the front rank ; at the same time the two general guides move in advance, abreast of the color-bearer, one opposite the right, the other opposite the left flank of the battalion.

The captains to the right of the color hasten to place themselves on the right of their companies in the front rank ; the captains to the left place themselves similarly on the left of their companies ; the captain of the color-company places himself on the flank of the company farthest from the color ; the first-sergeants, except the one in the interval between the color-guard and the company adjoining it, step into the rear rank.

At the command *march*, the battalion steps off with life ; the color-bearer, charged with the step and direction, carefully observes the length and cadence of the step, and directs himself upon the marker.

The two general guides march abreast of the color-bearer, in the same step with him, neither occupying himself with the movements of the other.

The captains of the color-company and the company adjoining the color-guard constitute, with the color-corporals in the front rank, the basis of alignment for the battalion ; they march in the same step with the color-bearer, and exert themselves to maintain their shoulders square with the direction ; the corporal in the rear of the color-bearer marches directly in his trace, without lengthening or shortening the step, unless by direction of the

colonel; the captains occasionally turn their heads toward him, in order to maintain themselves on the same line, each regaining his position, should he lose it, by almost insensible degrees.

The other captains maintain themselves on the prolongation of this basis, and to this end cast their eyes occasionally toward the color, taking care to turn the head but slightly, and not to derange the direction of the shoulders.

The men keep their heads direct to the front, feel lightly the elbow toward the color, resist all pressure coming from the flank, give the greatest attention to the squareness of the shoulders, and hold themselves always very slightly behind the line of captains, in order never to shut out from the view of the latter the basis of alignment; they from time to time glance at the color-bearer or general guides, in order to preserve the step.

The color-bearer, as he approaches the marker, selects points in the same line beyond him, which being done, the marker returns to his place in line.

The lieutenant-colonel and major superintend the march of their respective wings.

The colonel habitually holds himself in rear of the centre of the battalion.

397. Should he observe that the march of the color-bearer is not perpendicular, he commands:

Incline to the right (or left).

At this command the color-bearer advances very gradually his left shoulder, giving time to the basis of alignment to conform to his movement, without producing derangement in the march of the wings, which would cause crowding in the one and openings in the other; the general guides conform gradually to the new change of direction.

398. If the battalion loses the step, the colonel commands: **STEP**; captains and their companies immediately cast their eyes to the color-bearer, or one of the general guides, and promptly take the step.

To face the battalion to the rear, and to march it to the rear.

399. Being in line, the colonel commands:

1. *Fours right (or left), about*, 2. **MARCH**, 3. *Battalion*, 4. **HALT**; or, 3. *Guide centre*.

At the first command, the color-bearer and general guides, if not already there, return to their places in line; at the second command, the battalion wheels about by fours; at the fourth command, given the instant the wheel is completed, the battalion halts, each captain hastens to the left of his company, if not already there, dresses it to the left, commands *front*, and places himself before its centre.

In wheeling about by fours, when marching in line, each captain, followed by the sergeant who covers him in the rear rank, describes a semicircle whose radius is thirty-three inches, and thus places himself on the left or right of his company, according as before the movement he was on its right or left.

If the march be continued after wheeling about by fours, the color-bearer and general guides, at the command *guide centre*, advance six yards in front of the line, and assume the direction of the march; the captains, if not already there, place themselves on the flanks of their companies farthest from the color.

400. Whenever a battalion in line of battle wheels about by fours, the field-officers, adjutant and sergeant-major, unless otherwise directed, place themselves in its

rear by passing around its flanks. The battalion is then manœuvred by the same commands and means as when facing in the opposite direction.

401. The battalion may be marched a few paces to the rear, by the commands: 1. *Battalion*, 2. *About*, 3. *FACE*, 4. *Forward*, 5. *Guide centre*, 6. *MARCH*; or, if in march, by the commands: 1. *To the rear*, 2. *MARCH*, 3. *Guide centre*. The officers, color-bearer, general guides, guides, and file-closers, upon facing about, remain in their relative positions until the battalion is again faced to the front. The colonel may direct the captains and file-closers to change their relative positions, by passing through the first-sergeants' intervals between the companies; the field-officers, staff, and band, pass around the flank to their new positions. The battalion may then be manœuvred as before facing about.

To oblique in line.

402. The colonel commands:

1. *Right (or left) oblique*, 2. *MARCH*.

The colonel sees that the battalion continues parallel to its original position, and that the files neither open nor crowd.

To resume the direct march, the colonel commands:

1. *Forward*, 2. *MARCH*.

To halt the battalion, and to align it.

403. The colonel commands:

1. *Battalion*, 2. *HALT*.

If the colonel does not wish to resume the advance in line, nor give a general alignment, he commands:

1. *Color and general guides*, 2. *Posts*.

At this command the color and general guides return to their places in line, and the captains place themselves before the centres of their respective companies.

404. If the colonel then judges it necessary to rectify the alignment, he commands :

Captains, rectify the alignment.

At this command, the captains to the right of the color hasten to place themselves on the left of their companies, and align them successively to the left, each as soon as the captain next on the left commands *front*; the captains to the left of the color place themselves on the right of their companies, and dress them similarly to the right; each captain returns to his place in line after commanding *front*. The captain of the color-company and the one adjoining it dress their companies in the interval adjoining the color-guard; the senior dresses his company first, the junior covering him in the rear rank.

405. To give the battalion a general alignment, the colonel moves outside one flank of the battalion, and commands :

1. *Color and general guides on the line*, 2. *Guides on the line*, 3. *On the centre*, 4. *DRESS*, 5. *Color and guides*, 6. *Posts*.

At the first command, the color-bearer and general guides place themselves on the line, and face to the colonel, who establishes them by motion of the sword in the direction he wishes to give the battalion.

At the second command, the right guides of the companies to the right of the color, and the left guides of the companies to the left, face toward the color, and each places himself at company distance in rear of the guide who is next

before him, and aligns himself on the color-bearer and the general guide beyond. To permit the left guides to pass, the first-sergeants, in the interval between companies, step to the rear, and then return to the rear rank.

The captains to the right and left of the color hasten respectively to the left and right of their companies; the senior captain in the interval adjoining the color-guard is covered by the junior captain in the rear rank.

The field-officers of the right and left wings place themselves outside the general guides, and assure the position of the guides in their own wings.

At the fourth command, the companies move up in quick time against the guides, where having arrived, each captain commands: 1. *Left* (or *right*), 2. DRESS, 3. FRONT, according as he is to the right or left of the color.

If the new line be oblique, and at a considerable distance from the battalion, the captains remain in front of their companies, and conduct them with the guide toward the centre so as to arrive parallel to the line, where they halt and then dress as before explained.

At the sixth command, the color-bearer, the general and company guides, the captains and field-officers, take their places in line.

If the new direction of the line be such that one or more companies find themselves in advance of it, the colonel, before establishing the general guides, causes these companies to be moved to the rear.

To change direction in line.

406. The colonel commands:

1. *Battalion*, 2. *Right* (or *left*) *wheel*, 3. MARCH.

At the second command, the color-bearer and general guides, if not already there, advance six yards to the front,

and the captains place themselves on the flank of their companies, farthest from the color; the field-officer of the left wing places himself on the left of the left general guide; the field-officer of the right wing places himself on the right of the front rank.

At the command *march*, the captain on the right of the battalion stands fast or halts, and then turns gradually in his place; the left general guide marches in the full step of twenty-eight or thirty-three inches, wheels to the right on the right captain of the battalion as a pivot, describing the arc of a circle whose radius is equal to the front of the battalion; the color-bearer wheels on the same pivot, taking care to preserve his distance from the pivot and his dress toward the left general guide, at the same time keeping on, or slightly in rear of the line connecting this guide and the pivot; the right general guide wheels on the same pivot, conforming to the movement of the left general guide.

The left captain of the battalion follows in the trace of the left general guide, preserving the distance of six yards; the battalion wheels to the right, the files touching toward the pivot, and dressing toward the marching flank; the corporal of the color-file follows the color-bearer at the distance of three yards, increasing or decreasing this distance slightly, should the color-bearer be to the left or right of the centre of the battalion.

The field-officer of the left wing superintends the march of the left general guide and the color-bearer, taking care that the latter does not advance beyond the line of the left general guide and the pivot; the field-officer of the right wing observes the march of his wing, and sees that the men do not pass over the line joining the pivot and left general guide.

407. The battalion having wheeled sufficiently, the colonel commands :

1. *Battalion*, 2. **HALT**; or, 1. *Forward*, 2. **MARCH**, 3. *Guide centre*.

At the command *forward*, the color-bearer advances to the line of general guides; at the second command, the battalion resumes the direct step, the field-officers return to their posts, and the colonel assures the color-bearer in front of the corporal of the color-file.

To pass obstacles.

408. The battalion marching in line, the colonel commands:

1. (Such) *company* (or *companies*) *obstacle*, 2. **MARCH**.

If the obstacle covers but one company, the captain of this company commands: 1. (Such) *company*, 2. *Left forward*, 3. *Fours left*; or, 2. *Right forward*, 3. *Fours right*, according as he is on the right (or left) of the color, and repeats the command *march*; he then places himself by the side of the right or left file of the leading four, which marches in the line. The leading guide of the company, whether in line or as a file-closer, remains in his place. The guide of the company in line next toward the flank of the battalion marches abreast of the basis of alignment, and preserves the interval necessary, for the company which has broken to the rear, to form again into line.

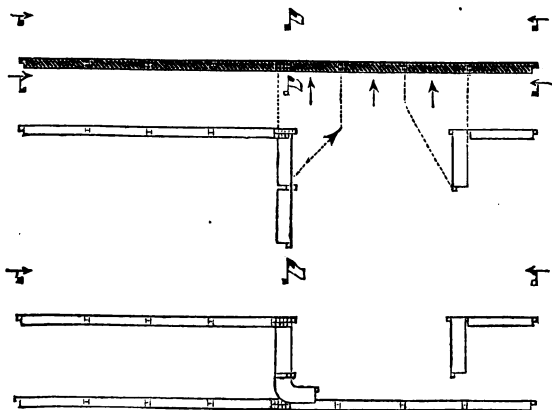
If the obstacle covers the color-company, it breaks into column of fours, with the color-guard in front.

If the obstacle covers two companies not on the flank of the battalion, the captain of the right commands: 1. *Right forward*, 2. *Fours right*; the captain of the left: 1. *Left forward*, 2. *Fours left*, 3. **MARCH**; the leading fours of both companies march in the line; the captain of the company farthest from the color places himself on the

inner flank of the leading four, and preserves the interval necessary for the two companies to form into line.

(Pl. 2.) If the obstacle covers three companies not on the flank of the battalion, the captain of the centre company follows in column of fours the one next toward the color.

Plate 2.



If the color-company be in the centre, it moves by either flank.

Whenever the color-company passes an obstacle, the color-bearer returns to the color-guard, unless the latter continues to march in line. He resumes the direction of the march upon the return of the company into line.

If the obstacle be in front of the flank companies of the

battalion, the outer ones follow in column of fours in rear of the one nearest the color. The general guide returns to his place as file-closer, until the flank company again forms in line.

409. When the obstacle is passed, the colonel commands :

1. (Such) *company* (or *companies*) *into line*, 2. MARCH.

At the first command, each captain, whose leading four is in the line, commands: 1. *Right front into line*; or, 1. *Left front into line*, 2. *Double time*, according as his column of fours is left or right in front; the captain of the company in rear commands: 1. *Column half right* (or, 1. *Column half left*), 2. *Double time*.

At the command *march*, repeated by the captains, the companies whose leading fours are in line execute front into line in double time; the captain of the rear company conducts the head of his company at double time to its place in line, and then forms it front into line; each company, on arriving in line, takes the dress toward the color, and the captains return to their former positions.

If the obstacles are passed in double time, the battalion is brought to quick time before forming the companies into line.

When marching in line, and obstacles are encountered covering less than the front of the company, the captains, without intimation from the colonel, break fours to the rear, causing them to return into line as soon as the obstacles are passed.

Remarks on the march in line in the presence of the enemy.

410. In battle the colonel can only preserve command throughout by keeping the men in ranks; the file-closers,

therefore, closely observe the men in their front; allow them to break neither to the front nor the rear, and permit no man to fall out unless wounded.

The advance to an attack, if at a considerable distance, is made by a combination of gaits. It is important to pass over the intervening ground in the least possible time, but care must be taken not to take the double time nor the run till all the men shall be able to reach the point of attack.

The unity of the fours is preserved by filling vacancies in the front rank from the rear rank.

The color-bearer and general guides, in advancing to an attack, remain in their places in line.

When necessary to fall back in the presence of the enemy, the colonel cautions the file-closers not to pass through the intervals before giving the command: *Fours right (or left) about*. The file-closers closely observe the front rank, and instantly check any tendency there may be to break; the color-bearer remains in his place in line.

To march by the flank.

411. Being in line, the colonel commands:

1. *Fours right (or left)*, 2. MARCH.

The colonel marches on the side opposite the file-closers, about thirty yards from the centre of the column.

The lieutenant-colonel and major march on the side opposite the file-closers, six yards from the head or rear of the column, each in his own wing; the adjutant and sergeant-major march between them and the column.

412. In all movements on the march from the order in line to the order in column, the color-bearer and general guides, at the preparatory command, resume their places in line. *This rule is general.*

413. A battalion at a halt may be marched a short distance to the right or left, by the commands :

1. *Right* (or *left*), 2. *FACE*, 3. *Forward*, 4. *MARCH*.

If the battalion be in march, the colonel commands :

1. *By the right* (or *left*) *flank*, 2. *MARCH*.

After facing, the officers, guides, and file-closers, remain in their relative positions.

To halt the battalion and face it to the front, the colonel commands :

1. *Battalion*, 2. *HALT*, 3. *Left* (or *right*), 4. *FACE*.

Marching by the flank, to resume the march in line, he commands :

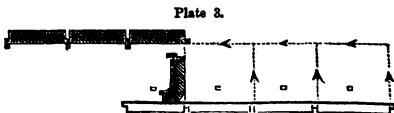
1. *By the left* (or *right*) *flank*, 2. *MARCH*, 3. *Guide centre*.

To break into column of fours from the right or left, to march to the left or right.

414. Being in line, at a halt, the colonel commands :

1. *Column of fours*, 2. *Break from the right* (or *left*) *to march to the left* (or *right*), 3. *MARCH*.

(Pl. 3.) At the second command, the captain of the right company commands: 1. *Right forward*, 2. *Fours right*.



At the command *march*, repeated by the captain, the company moves in column of fours to the front; the cap-

tain commanding: 1. *Column left*, in time to add: 2. MARCH, the instant the leading four has advanced company distance; the guide then directs his march parallel to the front of the battalion.

The captain of the second company commands: 1. *Right forward*, 2. *Fours right*, in time to add: 3. MARCH, when the leading guide of the first company arrives opposite his right four; the leading four having marched company distance to the front, the company changes direction as explained for the first company, and then follows in its rear; the other companies successively conform to what is explained for the second.

The second-sergeant of each company, who, upon breaking into column of fours, is the leading or rear guide, takes his place in the line of file-closers, as the head or rear of his company is about to unite with the company which precedes or follows.

415. In column of fours, the file-closers may be passed from one flank of the column to the other by the commands: 1. *File-closers on left (or right) flank*, 2. MARCH. At which the file-closers, captains, guides, and field-officers, adjutant, sergeant-major, staff, and band, change positions to the opposite flank; the file-closers dart through the column, the field-officers, adjutant, and sergeant-major, pass by the front and rear.

416. The battalion being in column of fours, is halted and put in march, obliques, changes direction, marches to the rear, forms column of twos and files, and reforms in column of twos and fours, the same as a company, substituting in the commands *battalion* for *company*.

To form line from column of fours to the right or left.

417. The colonel commands:

1. *Fours right (or left)*, 2. MARCH, 3. *Battalion*, 4. HALT.

The command *halt* is given the instant the fours unite in line.

Each captain places himself in the interval on the left of his company, dresses it to the left, commands *front*, and places himself in front of its centre.

418. To advance upon completing the wheel into line, the colonel commands: 3. *Guide centre*.

At the command *guide centre*, the color and general guides advance six yards in front of the line, and the captains place themselves on the flank of their companies farthest from the color.

General rules for successive formations.

419. Successive formations include all those formations where the several subdivisions arrive successively on the line of battle; such as *front into line, the deployments of columns, formations into line by two movements, changes of front, etc.*

In all successive formations, except formations into line by two movements, the field-officer who is at the head of the column, or nearest the *point of rest*, establishes two markers on the line opposite the right and left files of the subdivision first to arrive on the line. The markers face toward the *point of rest*, that is, the point where the right of the battalion is to rest, if the movement be from right to left, or where the left is to rest if the movement be from left to right. If the formation be central, they are placed on the line, in front of the leading subdivision, facing each other.

In all formations from a halt, the markers are established at the preparatory command indicating the direction in which the line is to extend; if marching, they hasten

toward the *point of rest* at the preparatory command, and are established at the command *march*.

In the formations, on right (or left) into line, the first marker is established subdivision distance to the right (or left) of the head of the column.

In the formations front into line, the markers are established subdivision distance in front of the head of the column.

In the deployments, they are established three yards in front of the head of the column, when the deployment is on the first subdivision, and six yards in front of the column, when the deployment is on a subdivision in rear.

In changes of front, the first marker is posted company distance to the right of the first or left of tenth company, according as the change of front is to the right or left.

The line is prolonged, in the manner previously explained for forming the battalion, by the guide of each company who is farthest from the point of rest; the guides are assured, as they successively arrive, by the field-officer who is at the head of the column or nearest the point of rest. If the formation be central, each field-officer establishes the guides of his own wing.

When the line is to be formed facing to the rear, the markers are so posted as to permit the leading subdivision to pass between them, after which the second marker closes to a little less than company distance from the first; if the formation be central, both markers close toward each other. Each guide so posts himself that his subdivision may cross the line of battle between himself and the guide next in front, after which he closes to subdivision distance.

When the principles of successive formations are well understood, the guides may be required to post themselves without the aid of the field-officer, and file-closers of the leading company or division may replace the markers.

The colonel commands: 1. *Guides*, 2. *Posts*, at the completion of all successive formations.

To form the column of fours on the right or left into line.

420. Being at a halt, the colonel commands:

1. *On right (or left) into line*, 2. **MARCH**.

At the first command, repeated by the captain of the first company, the other captains command: *Forward*.

At the command *march*, repeated by all the captains, the first company executes *on right into line*; the leading four having arrived at three yards from the line, the captain halts the company and dresses it to the right against the markers.

The other captains successively command: 1. *On right into line*, in time to add: 2. **MARCH**, when opposite the right of their places in line, halt their companies and dress them as explained for the first.

The second-sergeants, except the one who is at the head or rear of the column, remain in the line of file-closers throughout the movement, or until necessary to detach themselves in order to precede their companies on the line.

If marching, the captains of companies in rear of the first omit the commands for putting them in march.

421. In all successive formations, should the colonel desire to commence firing, pending the movement, he gives the command to fire by file, or by company. At the first preparatory command of the captain of the company first on the line, the marker at the *point of rest* retires; the marker at the other flank of the company steps back so that his arm may be against the breast of one of the nearest front-rank men of the succeeding company, when it shall arrive. This marker in turn retires at the com-

mand front, from the captain of the second company on the line, the guide of which, covering him, steps back as prescribed for the second marker. The guides of the other companies conform to what has been explained for the guide of the second.

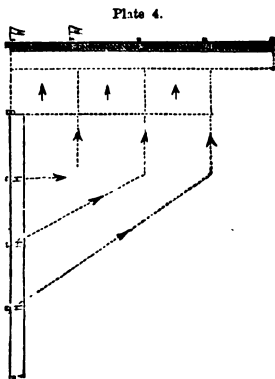
To form the column of fours front into line.

422. Being at a halt, the colonel commands :

1. *Right (or left) front into line*, 2. MARCH.

(Pl. 4.) At the first command, the captain of the first company commands: 1. *Right front into line*, 2. *Double time*; the captain of the second company commands: 1. *Forward*, 2. *Column right*; the other captains: 1. *Forward*, 2. *Column half right*.

At the command *march*, repeated by all the captains, the first company executes *right front into line* in double time; is halted at three yards from the line, and dressed to the left against the markers. The captain of the second company conducts it opposite the left of its place in line, changes direction to the left, and commands: 1. *Right front into line*, 2. *Double time*, in time to add: 3. MARCH, when at company distance from the line; he then places



himself in front of its centre, and, when at three yards from the line, halts the company and dresses it to the left.

The other captains conduct their companies to a point at twice company distance in rear of the left of their places in line, change direction half left, and, when at company distance from the line, conform to what is explained for the captain of the second company.

Each second-sergeant who is in the line of file-closers, places himself, as soon as his company breaks from the column, in rear of the rear four or in front of the leading four, according as he is at the rear or head of his company. If at the head of his company, he returns to the line of file-closers at the command *halt*, after his company executes front into line.

If marching, the captains of companies in rear of the first omit the command *forward*.

423. The colonel may execute front into line on a direction oblique to that pursued by the column, by first causing the leading company to execute *column half right* (or *left*). The line is established at right angles to the new direction of the leading company. The other companies are so conducted, if possible, as to arrive opposite their positions, at twice company distance from the line.

424. To form front into line faced to the rear, the colonel commands :

1. *Right (or left) front into line, faced to the rear,* 2.
- MARCH.

(*Pl. 5.*) The movement is executed as previously explained, except that the captains do not halt their companies till they have marched three yards beyond the line : all the fours having arrived in line, the captains wheel their companies to the left about by fours, halt them,

and then dress them to the right.

425. In forming line faced to the rear, the fours wheel about toward the point of rest. This rule is general.

Formation of column of fours into line, by two movements.

426. A part of the column of fours having changed direction to the right, to form line to the left, the colonel commands :

1. *Fours left, 2. Rear companies left front into line, 3. MARCH.*

The captains whose companies have changed direction, repeat the first and third commands, halt their companies as the fours unite in line, and then dress them to the right, remaining on the right of the front rank till the command *guides posts*.

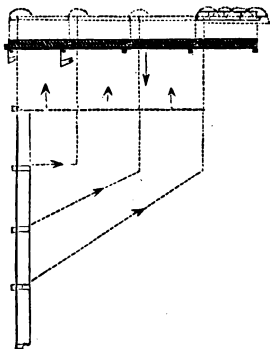
The rear companies execute *left front into line*, as previously explained.

427. To form line faced to the right, the colonel commands :

1. *Fours right, 2. Rear companies left front into line, faced to the rear, 3. MARCH.*

The captains of the companies which have changed direction, repeat the first and third commands, halt their

Plate 5.



companies as the fours unite in line, and then dress them to the left, remaining on the left of the front rank till the command *guides posts*.

The rear companies execute left front into line faced to the rear.

428. If the column has changed direction to the left, to form line to the right, the colonel commands :

1. *Fours right*, 2. *Rear companies right front into line*,
3. MARCH.

429. To form line to the left, he commands :

1. *Fours left*, 2. *Rear companies right front into line*,
faced to the rear, 3. MARCH.

In forming line by two movements, the command *march* is given as the head of a company is about to change direction. The field-officer at the rear of the column assures the position of the guides of the rear companies.

To form double column of fours.

430. Being in line, the colonel commands :

1. *Centre forward*, 2. *Fours left and right*, 3. MARCH,
4. *Guide (right or left)*.

At the second command, the captain of the right centre company commands: 1. *Left forward*, 2. *Fours left*; the captain of the left centre company: 1. *Right forward*, 2. *Fours right*; the other captains: *Fours left or right*, according as they are in the right or left wing.

At the command *march*, repeated by all the captains, the double column is formed; the leading four of the left wing obliques three yards to the left to make room for the file-closers, who march side by side. A marker from each

wing, at the preparatory command, places himself with the file-closers of the right centre company. In route marches, if necessary to diminish this interval between the wings, the file-closers march at the head and rear of their companies.

The colonel marches on the side of the guide, twelve yards from the centre of the column. The field-officer of each wing marches abreast of his leading guide, six yards from the flank of the column. The adjutant and sergeant-major march in their own wings, abreast of and six yards from the rear of the column. The band and staff march in rear of the column.

To form the double column of fours front into line.

431. The colonel commands:

1. *Right and left front into line*, 2. MARCH.

Which is executed by each wing as previously explained; the markers are established for the leading company of the right wing; the leading four of the left wing, in advancing, closes the interval between it and the four on its right.

To form the double column of fours to the right or left into line.

432. The colonel commands:

1. *Fours right (or left)*, 2. *Left (or right) companies on right (or left) into line*, 3. MARCH.

The captains of the right wing repeat the first and third commands, halt their companies as the fours unite in line, dress them to the left and remain on the left till the command *guides posts*. The companies of the left wing execute on the right into line, as previously explained. The

field-officer of the left wing assures the position of the guides of the left companies.

To form column of companies to the right or left.

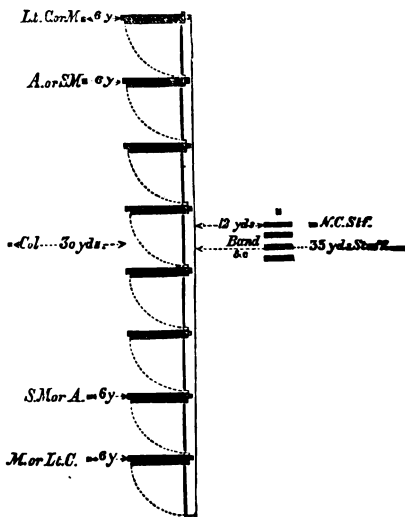
433. Being in line, at a halt, the colonel commands :

1. *Companies right (or left) wheel*, 2. **MARCH.**

(Pl. 6.) At the first command, the captains caution their companies to wheel to the right.

At the command *march*, each company wheels to the right; the captain superintending the wheel, moves by the shortest line to the point where the left of his company is to rest when the wheel is completed, and faces to the late rear; the left guide, if not already there, as soon as he can pass places himself on the left of the front rank and conducts the marching flank.

Plate 6.



When the marching flank is near the perpendicular, the captain commands: 1. *Company*, 2. **HALT**.

At the second command, the company halts; the right guide, against whose left arm the breast of the pivot-man rests at the instant the company halts, stands fast; the left guide advances and places his left arm lightly against the breast of the captain, who, having established him on the alignment, steps back two yards and commands: 1. *Left*, 2. **DRESS**, 3. **FRONT**. The right guide at the command *front*, places himself on the right of the pivot-man.

The captains having commanded *front*, the guides, although some of them may not be in the direction of the preceding guides, stand fast, in order that the error of a company which has wheeled too much or too little, may not be extended through the column; the guides not in the direction will readily come into it when the column is put in march.

If the battalion be in march, at the first command of the colonel, the captains place themselves before the centres of their companies; at the command *march*, the pivot-men halt, and then turn gradually in their places; the wheel is completed as from a halt.

The battalion being in column, the colonel, lieutenant-colonel, major, adjutant, and sergeant-major take post on the flank toward which the subdivisions are dressed, or, if in march, on the side of the guide; the colonel about thirty yards from the centre of the column, the lieutenant-colonel and major in their own wings, abreast of and six yards from the leading and rear subdivisions, the adjutant and sergeant-major in their own wings, abreast of and six yards from the second subdivision from the front and rear of the column.

434. Whenever the guide in column of companies, or divisions, is changed, the field-officers, adjutant, and ser-

geant-major, unless otherwise directed, pass by the most convenient line to the designated flank. *This rule is general.*

435. Being at a halt, to break into column of companies and move forward without halting, the colonel commands:

1. *Continue the march*, 2. *Companies right (or left) wheel*, 3. MARCH, 4. *Forward*, 5. MARCH, 6. *Guide (right or left)*.

The companies wheel as before, except that the captains remain before the centres of their companies.

At the fourth command, the right guides place themselves on the right of the pivot-men.

At the fifth command, the companies march straight forward. The leading guide marches directly to his front, or in the direction indicated by the field-officer at the head of the column; the succeeding guides carefully preserve the trace and distance.

If the battalion be marching in line, to continue the march after wheeling to the right, the colonel gives the same commands as from a halt.

The captains, at the first command, place themselves in front of the centres of their companies; the pivots halt at the command *march*, and turn gradually in their places.

436. The battalion breaks into column of divisions in the same manner as into column of companies, substituting in the command, *divisions* for *companies*; the chief of each division (the senior captain), at the first command, places himself two yards in front of the centre of his division and performs the same duties as the captain of a company; the junior captain at the same time places himself in the interval between the two companies, in the front rank; the first sergeant in that interval, falls back, and covers him in the

rear rank. The right guide of the right company, and the left guide of the left company, are the guides of the division.

437. In the wheel by division, if there be an odd company, the captain commands: 1. *Forward*, 2. *Guide right (or left)*, according as the wheel is to the right (or left), repeats the command *march*, adding: 1. *Right (or left) wheel*, in time to add: 2. *MARCH*, when the company has advanced company distance. The company wheels on a fixed pivot, and is halted and dressed as before explained. The guide of the company will be division or company distance from the division next in front or rear, according as the company finds itself at the rear or head of the column. If marching, the captain cautions the company to continue the march, announces the guide, and completes the movement as already explained.

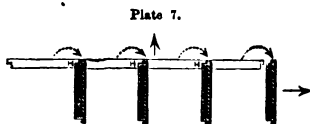
To break by the right or left of companies to the rear into column.

438. Being in line, at a halt, the colonel commands:

1. *Right (or left) of companies rear into column*, 2. *Fours right (or left)*, 3. *MARCH*.

(*Pl. 7.*) At the first command, each captain places himself two yards in front of the right file of his company, facing to the right; and at the second command cautions the right four to wheel to the right about.

At the command *march*, all the fours wheel to the right; the leading four in each company wheels to the right



about, and is conducted perpendicularly to the rear by the right guide; the captain places himself on the marching flank of the leading four as it approaches him, wheels to the rear with it, and halts on the line lately occupied by the front rank, so that the file on the marching flank of each four shall graze his right arm in passing to the rear.

When the rear four nearly completes the wheel to the rear, the captain commands :

1. *Fours left*, 2. MARCH, 3. *Company*, 4. HALT.

The second command is given the instant the front rank of the rear four has passed the captain nearly one yard, and the fourth as the fours unite in line; the guide places his left arm against the breast of the captain, who then dresses the company to the left.

439. The battalion breaks by division by the same commands and means, substituting *divisions* for *companies*. The odd company, if there be one, executes the movement as explained for breaking *by company*.

To break from the right or left to march to the left or right.

440. Being in line, at a halt, the colonel commands :

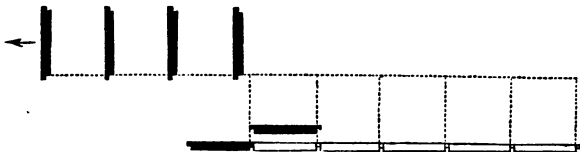
1. *Companies break from the right (or left), to march to the left (or right)*, 2. MARCH.

(Pl. 8.) At the first command, the captain of the first company commands : 1. *Forward*, 2. *Guide left*.

At the command *march*, repeated by the captain, the right company moves forward, the captain commanding : 1. *Left turn*, in time to add : 2. MARCH, when the guide has advanced company distance; the left guide then marches on a line parallel to the front of the battalion.

The second company executes the movement by the same commands and means as the first, the captain putting

Plate 8.



it in march when the first company arrives opposite its left; the left guide, after turning, marches in the trace of the left guide of the first.

The other companies execute successively what is prescribed for the second, the captains being careful to give their commands in time to avoid loss of distance.

To march in column at full distance.

441. The colonel indicates to the leading guide an object on which to direct his march and commands:

1. *Forward*, 2. *Guide (right or left)*, 3. *MARCH*.

The leading guide carefully maintains his direction, and the following guides preserve with exactness the trace, step, and distance, to which all the field-officers give their attention.

442. To change slightly the direction of the march, the colonel commands: *Incline to the right (or left)*; the leading guide slightly advances the left or right shoulder, and comes gradually into the new direction, his subdivision conforming to his movements. The rear subdivisions execute the change of direction on the same ground and in the same manner as the leading one.

443. Whenever a guide, marching in column, is forced temporarily out of the direction, he recovers it gradually;

the guides in rear preserve the trace, and conform successively to his movements.

To halt the column.

444. The colonel commands:

1. *Battalion*, 2. HALT.

At the second command, the column halts, and the guides stand fast, although they may have lost their distances and be out of the direction of the guides in front.

To face the column to the rear, and to march it to the rear.

445. The colonel commands:

1. *Fours right* (or *left*) *about*, 2. MARCH, 3. *Battalion*, 4. HALT.

At the fourth command, each chief of subdivision dresses it to the left.

To continue the march upon facing to the rear, the colonel commands: 3. *Guide* (*right* or *left*).

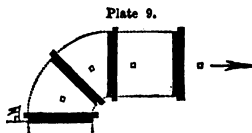
To change direction in column at full distance.

446. Being in march, the colonel commands:

1. *Column right* (or *left*), 2. MARCH.

(Pl. 9.) At the first command, a marker places himself abreast of the guide, on the left of the leading subdivision. The chief of this subdivision commands: *Right wheel*.

At the command *march*, repeated by the chief, the leading



subdivision wheels to the right, the chief adding: 1. *Forward*, 2. MARCH, upon its completion.

The marker, at the command *march* from the colonel, halts and faces to the column, and remains in this position till the rear has passed, when he returns to his post in rear of the first subdivision.

The other subdivisions march squarely up to the marker, when each changes direction by the same commands and means as the first.

447. To put the column in march and change direction at the same time, the colonel commands: 1. *Forward*, 2. *Guide (right or left)*, 3. *Column right (or left)*, or, 3. *Column half right (or left)*, 4. MARCH.

To form the column at full distance to the right or left into line.

448. Being at a halt, the guides covering each other at the proper distance, the colonel commands:

1. *Right (or left) into line wheel*, 2. MARCH, 3. *Guides*, 4. POSTS.

At the first command, the captains caution, *right wheel*; the left guide of the leading company places himself facing the leading guide of the column, at nearly company distance in front of him, so as to be opposite one of the left files of the company when the wheel is completed; the guide is assured in his position by the field-officer at the head of the column.

At the command *march*, the field, staff, non commissioned staff, and band, return to their posts in line; the companies wheel to the right on a fixed pivot; each captain faces toward his company to observe the wheel, moves toward the point where the marching flank is to rest, and when it is near the line commands: 1. *Company*, 2. HALT.

At the command *halt*, the second-sergeant, if the left guide, returns to the line of file-closers; the captain places himself on the line, by the side of the right front-rank man of the company next on the left, and then commands: 1. *Left*, 2. *DRESS*, 3. *FRONT*. At the command *dress*, the company dresses up between the captain and the front-rank man on its right; the front-rank man of the left company, who finds himself opposite its left guide, rests his breast lightly against the right arm of this guide.

At the fourth command, the captains and guides return to their posts in line.

449. The column being at a halt, if the guides do not cover, or do not have their proper distances, the colonel places himself in front of the guide of the leading company, faces toward him, establishes him and the guide next in rear on the desired direction, and then commands:

1. *Right (or left) guides*, 2. *COVER*.

At the second command, the right guides place themselves on the direction covering the first two, each precisely at subdivision distance from the guide next in front; the field-officers at the front and rear of the column place themselves respectively in front and rear of the guides, and assist in placing them promptly on the direction; the colonel then commands:

1. *Right (or left)*, 2. *DRESS*.

At this command, repeated by the chiefs, each chief aligns his subdivision on the guide already established, and commands: *FRONT*.

Should any company be at a considerable distance from its guide, the captain, at the command *guides cover*, gives the preparatory commands for moving forward, backward, obliquing, or the side-step, according to the necessity of

the case, adding: *March*, at the command *dress* from the colonel. When the company approaches the guide, the captain halts it, and then dresses it up to the guide.

450. A column in march is formed into line by the same commands as when at a halt; the guide, if not already there, being first ordered to the flank toward which the movement is to be executed. At the command *march*, the guide on the marching flank of the leading subdivision places himself as previously explained, the guides halt in their places, and the field-officer at the head of the column promptly rectifies their positions; the companies wheel on a fixed pivot as just explained.

451. To form the column into line and move forward without halting, the colonel commands:

1. *Continue the march*, 2. *Right (or left) into line wheel*, 3. *MARCH*, 4. *Forward*, 5. *MARCH*, 6. *Guide centre*.

At the third command, each company wheels on a fixed pivot, the front-rank man on the pivot-flank taking care to mark time in his place, and to conform to the movements of the marching flank; the left guide of the leading company remains on its left, and conducts the marching flank.

At the fourth command, the second-sergeants, except the one on the flank of the battalion, retire to their places in the line of file-closers.

At the fifth command, each company marches to the front.

At the sixth command, the color and general guides step six yards to the front of the line, and each captain places himself in the front rank, on the flank of his company farthest from the color.

452. A column of divisions is formed to the right or

left into line by the same commands and means as a column of companies, observing what follows:

If the divisions wheel to the right, at the command *halt*, the right guide of each of the left companies places himself on the line of the division guides, facing in the same direction, opposite one of the three files on the right of his company. To permit the guide to pass, the junior captain in the interval steps one yard to the front; the first-sergeant covering him (if not the guide who is to mark the line) steps one yard to the rear; the guide having passed through, they return to their places. The left guide of the leading division at the first command is established as in wheeling into line by company.

The guides being established, each chief of division commands: 1. *Left*, 2. *DRESS*, and then commands: 1. (Such) *company*, 2. *FRONT*, to the company on his right; the junior captain commands: 1. (Such) *company*, 2. *FRONT*, to the company on his right.

If the divisions wheel to the left, the left guide of the right company of each division places himself on the line, and the captains command: 1. (Such) *company*, 2. *FRONT*, to the companies on their left.

453. Before wheeling into line from column of divisions, the odd company, if there be one, is established at company distance in rear of the guide of the division next in its front, or at division distance in front of the division next in its rear, according as the company is at the rear or the head of the column.

The captain, at the command *right* or *left guides cover*, gives the necessary preparatory commands to conduct the company, if not already there, to its place in column.

454. The colonel frequently practises his battalion in breaking into column without equalizing the companies. The column being put in march, the captains cause their

guides to gain the trace of the leading one by obliquing their companies and lengthening or shortening the step according as the company in front is larger or smaller than their own. The guides having their trace and distance, should the column wheel about by fours, the same process is repeated. The colonel may aid the companies to gain their distances by causing the column to mark time, or to march in the short step, when such as are not in their proper positions gain them.

The column being composed of unequal companies, the guides covering, and at the proper distance, is formed into line the same as if equalized.

To form column at full distance on the right or left into line.

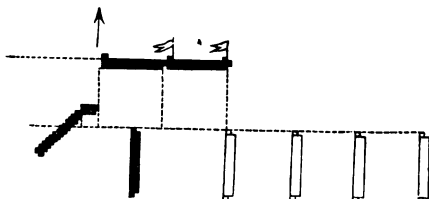
455. Being in march, the colonel changes the guide, if not already there, to the flank toward which the movement is to be executed, and then commands:

1. *On right (or left) into line*, 2. MARCH.

(Pl. 10.) At the first command, the captain of the first company commands: *Right turn*, and repeats the command *march*.

The company having arrived at three yards from the markers, the captain halts it, and dresses it to the right.

Plate 10.



The other companies continue the march, each captain giving the command: 1. *Right turn*, in time to add: 2. *March*, upon arriving opposite the right of his place in line. The companies are halted at three yards from the line, and dressed as explained for the first. The second-sergeants, if the right guides, return to the line of file-closers at the command *halt*.

To form column at full distance front into line.

456. Being at a halt, the colonel commands:

1. *Right (or left) front into line*, 2. *Companies right (or left) half wheel*, 3. *MARCH*, 4. *Forward*, 5. *MARCH*, 6. *Guide left (or right)*.

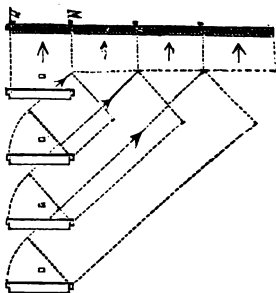
(Pl. 11.) At the first command, the captain of the first company commands: 1. *Forward*, 2. *Guide left*.

At the second command, all the captains, except the first, caution their companies, *right half wheel*.

At the third command, repeated by all the captains, the first company advances, and, when at three yards from the line, is halted and dressed to the left against the markers; all the other companies wheel half right on a fixed pivot, the captains repeating the fourth, fifth, and sixth commands.

At the fifth command, given the instant the companies complete the eighth of a circle, they cease to wheel, and march straight forward.

Plate 11.



At the sixth command, the left guides of the companies march directly to their front.

The left of the second company, having arrived nearly opposite the right of the first, the captain commands: 1. *Left half turn*, in time to add: 2. MARCH, the instant the left of the company is opposite its place in line; and, when near the line, the captain commands:

1. *Company*, 2. HALT.

At the second command, given at three yards from the line, the company halts; the second-sergeant, if the left guide, returns to the line of file-closers; the files not yet in line form promptly in their places; the captain places himself by the side of the front-rank man on the right of the leading company, and then dresses his company to the left.

When the left of the third company arrives opposite the right of the second, the company turns half left, is halted, and dressed as prescribed for the second. The following companies execute successively what is prescribed for the third.

If marching the colonel gives the same commands, and the movement is similarly executed. The leading company approaches the markers with the guide toward the point of rest, the guide being changed by the captain, if necessary, at the preparatory command.

457. To form front into line, faced to the rear, the colonel adds the command:

Faced to the rear, after Front into line.

(*Pl.* 12.) The movement is executed the same as front into line, except that the companies march three yards beyond the line and halt; as soon as all the files are in

line, they wheel about by fours and halt, and are then dressed toward the *point of rest*.

Formation of column of companies into line by two movements.

458. A column of companies having partly changed direction to the right, to form line before all the companies enter the new direction, the colonel commands :

1. *Left into line wheel*, 2. *Rear companies left front into line*, 3. *MARCH*.

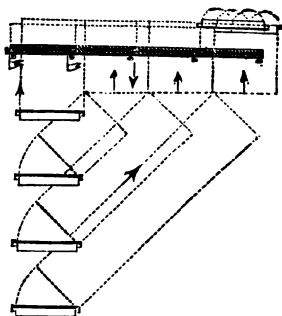
At the first command, the captains of the companies which have changed direction caution them to wheel to the left.

At the second command, the captain of each of the rear companies, excepting the leading one, commands: *Left half wheel*.

At the command *march*, repeated by the captains of the rear companies, the companies which have changed direction to the right execute *to the left into line*, and the rear companies, *left front into line*, by the means prescribed for each of these formations, the captains of the rear companies, upon completing the half wheel, adding: 1. *Forward*, 2. *MARCH*, 3. *Guide right*.

Should the column have executed a partial change of direction to the left, the colonel forms line by the command :

Plate 12.



1. *Right into line wheel*, 2. *Rear companies right front into line*, 3. MARCH.

The companies which have executed the change of direction execute *to the right into line*, the rear companies, *right front into line*.

Route step.

459. The battalion being in march, in column of fours, the colonel commands :

1. *Route step*, 2. MARCH.

If at a halt, the colonel commands :

1. *Forward*, 2. *Route step*, 3. MARCH.

To resume quick time, the colonel commands :

1. *Battalion*, 2. ATTENTION.

At the second command, the pieces are brought to the *right shoulder*, and the men resume the cadenced step.

When the ground will admit of marching a long distance without reducing the front of the column, the colonel may march the battalion in route-step in column of companies.

The guides preserve their distances and the trace, without, however, giving any attention to the cadence of the step.

In long marches in the route-step, the colonel, the field-officer at the head of the column, the adjutant, and sergeant-major, march at the head of the column ; the band and trumpeters march in front of the leading company ; the field-officer at the rear of the column, the surgeons, and hospital-steward, march at the rear of the column.

To advance by the flank of subdivisions.

460. The battalion being in line, the colonel commands :

1. *Companies* (or *divisions*), 2. *Right* (or *left*) *forward*, 3. *Fours right* (or *left*), 4. MARCH, 5. *Guide* (*right*, *left*, or *centre*).

At the command *march*, each company (or division) executes *right forward*, *fours right*.

At the fifth command, the guides of companies dress toward the right, left, or color-company (or division), taking care to preserve the interval necessary to form front into line.

In the march by the flank of subdivisions, the colonel marches abreast of the chiefs of subdivision, and twelve yards from the right or left of the battalion, according as the guide is right or left. If the guide be centre, he marches on either flank. The lieutenant-colonel and major march six yards outside of the column, abreast of the chiefs of subdivision; they are covered by the adjutant and sergeant-major, who march abreast of the rear guides. The staff and band, unless otherwise directed, march in rear of the centre subdivision.

To retire by the flank of subdivisions, the colonel first causes the battalion to wheel about by fours, and then gives the same commands as for advancing by the flank of subdivisions, or he may command: 1. *Fours right* (or *left*), 2. MARCH, and immediately after: 1. *Companies* (or *divisions*), 2. *Column right* (or *left*), 3. MARCH, 4. *Guide* (*right*, *left*, or *centre*).

461. Marching by the flank of subdivisions, to march to the rear, the colonel commands, according as the subdivisions are right or left in front: 1. *Fours left* (or *right*) *about*, 2. MARCH, 3. *Guide* (*right*, *left*, or *centre*).

The chiefs hasten to the heads of their subdivisions, and the field-officers, adjutant, sergeant-major, staff, and band, unless otherwise directed, march as in the advance.

Marching by the flank of subdivisions to form line.

462. The colonel commands :

1. *Companies (or divisions),* 2. *Right (or left) front into line,* 3. MARCH, 4. *Battalion,* 5. HALT.

At the command *march*, each company or division executes *right front into line*, and is dressed to the left.

If executed in double time, the colonel commands: *Guide centre*, immediately after the command *march*; the color and general guides advance six yards in front of the line, and the captains place themselves on the flank of their companies farthest from the color.

Marching by the flank of companies or divisions, to march in column of companies or divisions.

463. The colonel commands :

1. *Fours right (or left),* 2. MARCH, 3. *Guide (right or left).*

Being in column of companies or divisions, to march by the flank of subdivisions.

464. The colonel commands :

1. *Fours right (or left),* 2. MARCH, 3. *Guide (right, left, or centre).*

Marching in column of fours, to march by the flank of companies (or divisions) to the right (or left).

465. The colonel commands :

1. *Companies (or divisions),* 2. *Column right (or left),* 3. MARCH, 4. *Guide (right, left, or centre).*

466. To march again in column of fours, the colonel commands :

1. *Companies (or divisions)*, 2. *Column right (or left)*, 3. **MARCH.**

If by division, each captain goes to the head of his own company as soon as the divisions unite in column of fours, the second-sergeants, except the one at the head or rear of the battalion, pass into the line of file-closers.

To form column of fours from column of companies and divisions, and to form again in column.

467. The colonel commands:

1. *Companies (or divisions)*, 2. *Right (or left) forward*,
3. *Fours right (or left)*, 4. **MARCH.**

To form again in column, the colonel commands:

1. *Companies (or divisions)*, 2. *Right (or left) front into line*, 3. **МАРШ**, 4. *Battalion*, 5. **HALT**; or, 4. *Guide left (or right)*.

The subdivisions execute these movements simultaneously; the captains go to the heads of their companies as they unite in column of fours, the second-sergeants, except the one at the head or rear of the battalion, pass into the line of file-closers.

468. The above movements may be executed by the companies successively when necessary to pass an obstacle; after executing front into line, each captain changes the guide, if not already there, to the flank where it was before the movement.

469. The colonel may cause the battalion to advance by the right or left of wings, and reform the line as explained for companies, substituting in the command, *wings for companies*.

In executing the front into line by wing, the companies execute the movement as explained for the battalion; the

leading company of each wing, at the command *march*, advances company distance and halts; the movement completed, the colonel gives a general alignment if necessary.

470. The advance by the flank of subdivisions is of great utility in wooded countries, and will be frequently practised in battalion-drill.

To ploy the battalion into close column.

471. The distance between the guides in close column is six yards.

In all ployments by divisions, the chiefs, at the first preparatory command, designate (such) *and* (such) *companies*, (such) *division*.

472. Being in line, at a halt, to ploy the battalion into close column on the first division, with the first division in front, the colonel commands:

1. *Close column on first division*, 2. *Right in front*, 3. *Fours right*, 4. *MARCH*.

(*Pl. 13.*) At the first command, the chief of the first division places himself two yards in front of its centre; each of the other chiefs hastens to the right of his division and places himself two yards in front of its right file, facing to the right; the junior captains place themselves in the interval between the companies.


At the second command, the chief of the first division commands: 1. *First division forward*, 2. *Guide left*; the chiefs of the other divisions repeat the third command.

At the command *march*, repeated by all the chiefs, the first division moves forward, the chief commanding: 1. *First division*, in time to add: 2. *HALT*, when it has advanced nine yards; he then dresses the division to the left; the file-closers, at the command *halt*, close to one yard.

The other divisions wheel by fours to the right. The

second, conducted by the right guide, marches in rear of the first, parallel to the line; its chief halts in the trace of the left guide of the preceding division, and, when his di-

Plate 13.



vision has nearly marched past him, commands: 1. *Second division*, 2. *Fours left*, 3. *MARCH*, 4. *Division*, 5. *HALT*. At the command *march*, which is given the instant the left file is in rear of the left file of the first division, the fours wheel to the left and the file-closers close to one yard; the division having halted, the chief posts the left guide six yards in rear of the left guide of the first division, and then dresses his division to the left.

Each of the other divisions, after wheeling by fours to the right, breaks slightly to the rear, and, conducted by its chief, inclines to the left at six yards from the flank of the column, so as to enter the column in rear of and on a line parallel to the preceding division. The chiefs conform to what is prescribed for the chief of the second; the file-closers close to one yard, as the fours wheel into line.

The junior captain, during the march by the flank, is on the left of the guide in the interval between the two companies, covering the chief of the division.

The field-officer of the right wing places himself in rear of the left guides as they successively arrive, and rectifies their positions; after which he places himself six yards from the left flank of the first division.

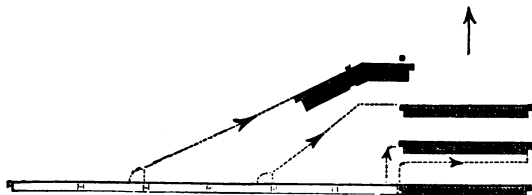
The field-officer of the left wing follows up the movement, and takes post on the left flank of the rear division. The adjutant and sergeant-major take their places as in column at full distance.

The colonel places himself abreast of the centre of the column, twelve yards from the left flank.

473. In all ployments, if the guide who is to lead the subdivision be in the line of file-closers, he places himself, at the command *march*, in front of the file on the marching flank of the leading four; should it be the rear guide who is in the line of file-closers, he places himself in rear of the file on the marching flank of the rear four. *This rule is general.*

474. In all ployments, the field-officers, adjutant, and sergeant-major remain with their own wings, and place themselves, as in column at full distance, on the flank of the column toward which the divisions are dressed. *This rule is general.*

Plate 14.



475. (*Pl. 14.*) If the command be *left in front*, instead

of *right in front*, the chief of the first division cautions it to stand fast, and when disengaged dresses it to the left.

The chief of the second commands: 1. *Right forward*, 2. *Fours right*, and, at the command *march*, conducts the right of his division about three yards to the front; the division then changes direction to the right, its guide marching parallel to the first division; the chief halts in his own person in front of the left guide of the first division, and, when his division has nearly marched past him, commands: 1. (Such) *division*, 2. *Fours left*, 3. *MARCH*, 4. *Division*, 5. *HALT*. The command *march* is given the instant the left file is in front of the left file of the first division; the captain then posts his left guide six yards in front of and facing the left guide of the first division, and dresses his division to the left.

The other divisions wheel by fours to the right, incline to the left, enter the column, and are dressed to the left, as explained for the second.

The field-officer of the right wing places himself in rear of the guides as they successively arrive, and, having rectified their positions, takes his post in column.

The movement ended, the colonel commands:

1. *Guides*, 2. *ABOUT*, 3. *FACE*.

476. Whenever the ployment is in front of the designated division, the guides face to the rear, and the movement is terminated by the commands: 1. *Guides*, 2. *ABOUT*, 3. *FACE*. *This rule is general*.

477. The close column is formed on the fifth division, left or right in front, by similar commands and means. The divisions are dressed to the right. The field-officer of the left wing rectifies the position of the guides.

478. If the battalion be in march, and the ployment be in rear of the designated division, its chief cautions it to

continue the march, and, at the command *march*, moves it with the guide on the flank toward which it is to be dressed, nine yards to the front; he then halts it and dresses it as before explained. If the ployment be in front of the designated division, its chief halts it at the command *march*.

479. In all ployments, the odd company ploys as explained for a division. If the ployment be made in rear of it, the captain moves it forward nine yards; if the ployment be in front of it, the captain causes it to stand fast, or halts it, according as the ployment is executed from a halt or when marching.

480. The battalion is ployed into close column of companies by the means explained, substituting in the commands, *company* for *division*.

To ploy the column of fours into close column.

481. The battalion in column of fours is ployed into close column on its first or leading subdivision by the same commands as from line, omitting *fours right*, or *left*.

If the column of fours be right in front, and at a halt, the chief of the first division at the first command places himself opposite its centre and commands: 1. *First division*, 2. *Fours left*; each of the other chiefs, if not already there, places himself by the side of the guide at the head of his division, and commands: *Forward*; each junior captain places himself by the side of the guide at the centre of the division.

At the command *march*, repeated by all the chiefs, the first division wheels by fours to the left, and advances six yards, with the guide left, or halts, according as the right or left is to be in front.

The other divisions conform to the same principles as when plying from line, the chief of the second cautioning,

column left, before the command *march* of the colonel, if the left is to be in front.

If the column of fours be left in front, the first division wheels by fours to the right at the command *march*, forms line to the right and advances six yards, or halts, according as the left or right is to be in front.

If marching, the chiefs of division in rear of the first omit the commands for putting them in march.

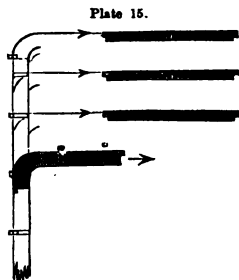
482. It will be observed as a *general rule* that, in all ployments when the right is to be in front, the heads of divisions *incline to the right*; when the left is to be in front, they *incline to the left*.

To the right or left, or, on the right or left close column of divisions from column of fours.

483. Being in column of fours, right in front, and at a halt, to form close column to the right, the colonel commands:

1. *To the right, close column of divisions*, 2. MARCH.

(Pl. 15.) At the first command, the chiefs hasten to the heads of their divisions, and the junior captains place themselves at the centre as before explained; the chief of the first division commands: 1. *Forward*, 2. *Column right*; the other chiefs command: 1. *Forward*. At the command *march*, repeated by all the chiefs, the first division changes direction to the right; after proceeding twelve yards in the new direction, the chief halts in his own person,



allows his division to march past him, and, as the rear four approaches, commands:

1. *First division*, 2. *Fours left*, 3. **MARCH**, 4. *Division*, 5. **HALT**, 6. *Left*, 7. **DRESS**, 8. **FRONT**.

The other divisions move forward, and successively change direction so as to enter the column six yards in rear of the division preceding, form line, and are dressed to the left as explained for the first.

The guides are assured by the field-officer at the head of the column, who places himself in their rear as they successively arrive, and sees that they are on a line parallel to the line of march.

If marching, the chiefs of divisions omit the commands for putting them in march.

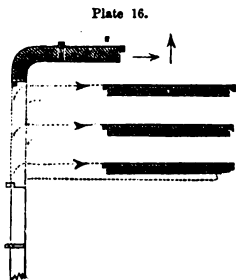
484. To form on the right close column of divisions, the colonel commands:

1. *On the right, close column of divisions*, 2. **MARCH**.

(Pl. 16.) The first division executes the movement as prescribed for forming to the right; the other divisions enter the column beyond the point where the first changed direction, form line to the left, and are dressed to the left as before.

485. Being in column of fours right in front, to form close column to the left, the colonel commands:

1. *To the left, close column of divisions*, 2. **MARCH**.



(Pl. 17.) The first division changes direction to the left at the command *march*, and having cleared the flank of the column by twelve yards forms in line to the left, and is dressed to the left.

The other divisions enter the column in front of the first, and are formed in line to the left, and dressed to the left in a similar manner.

486. (Pl. 18.) In forming on the left, the rear divisions pass beyond and enter the column in rear of the first; each division, as before, being dressed to the left.

487. The battalion being in column of fours, left in front, the movements *to the left, to the right, on the left, and on the right*, are executed the same as when right in front, except that the divisions, after entering the column, form line to the right and are dressed to the right.

Plate 17.

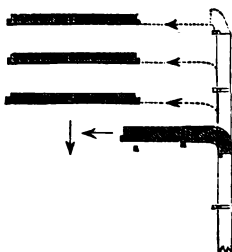
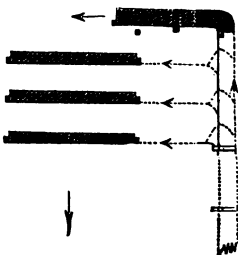


Plate 18.



To form column of fours from close column.

488. Being at a halt, the colonel commands:

1. *Column of fours*, 2. *First division*, 3. *Right (or left) forward*, 4. *Fours right (or left)*, 5. *MARCH*.

The chief of the first division repeats the second, third

fourth, and fifth commands, and, at the command *march*, the division executes the movement.

The chiefs of the other divisions successively designate their divisions and give the same commands in time to follow in column of fours the one preceding. The captains place themselves at the heads of their companies as each division forms in column of fours.

489. The colonel may likewise command:

1. *Column of fours*, 2. *First (or fifth) division*, 3. *Fours right (or left)*, 4. *MARCH*.

The chief of the division designated repeats the second, third, and fourth commands; the other chiefs execute successively the same movement, or execute right forward, fours right, in time to follow the division next preceding.

Remarks on plying the battalion into column.

490. In all the ployments, and in movements in column where the subdivisions execute the movements successively, such as: to close distances, to change direction by the flank of subdivisions, each chief, after having dressed his subdivision, causes his men to support arms. *This rule is general.*

491. The guides, after having been posted properly in the first ployments, should be required to establish themselves without the aid of a field-officer, who, without placing himself successively in their rear, gives attention to their distances.

To march in close column.

492. A column in mass is put in march, and halted, by the same commands as at full distance.

A column in mass marches by the flank; and resumes the march in column, faces to the rear, and marches to the rear, by the same commands as at full distance.

To change direction marching in close column.

493. The close column changes direction by the same commands, and according to the same principles, as a column at full distance; but, as the distance between subdivisions is less, the pivot-man in each subdivision takes steps of fourteen inches instead of nine, and seventeen inches instead of eleven, according to the gait, in order to clear the wheeling-point.

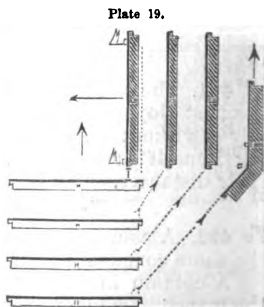
494. To put the column in march and change direction at the same time, the colonel gives the same commands as in column at full distance.

To change direction in close column, by the flank.

495. Being at a halt, the colonel commands:

1. *Change direction by the right (or left) flank,* 2. *Four right (or left),* 3. *MARCH,* 4. *Guides,* 5. *Posts.*

(Pl. 19). At the first command, the field-officer at the head of the column establishes two markers at right angles to the first division, or at such angle as the colonel may designate, the first marker about three yards in front of and facing the fifth file from the right of the division; the second covering the first at a little less than division distance. Each chief hastens to the right of his division; the chief of the first places himself close to the first marker,



and facing in the direction of the second marker; the other chiefs place themselves, facing to the right, two yards in front of their right guides.

At the second command, the chief of the first division commands: 1. *First division*, 2. *Right forward*, 3. *Fours right*; the other chiefs repeat the command *fours right*.

At the command *march*, repeated by all the chiefs, the first division executes *right forward*, *fours right*, the right guide directing himself a little to the right of the second marker; the chief stands fast, allows the division to march past him, and, when its rear approaches, forms it in line to the left, and dresses it to the left against the markers.

The other divisions wheel by fours to the right, and direct their march so as to enter the new column parallel to the first; as each arrives directly in rear of the one next preceding, it is formed in line to the left, and dressed to the left. Each chief halts when opposite the left guide of the preceding division, and allows his division to march past him.

The field-officers, adjutant, and sergeant-major, if not already there, place themselves on that flank of the column toward which the divisions are dressed.

At the fifth command the markers return to their posts.

By this method any direction may be given to a column in mass.

496. A column of companies in mass changes direction in the same manner.

To change direction in close column marching by the flank.

497. The colonel commands:

1. *Change direction to the right (or left), (half right or half left)*, 2. MARCH.

(Pl. 20.) At the first command, the chief of the right subdivision commands, *Column right*; the other chiefs command, *Double time*.

At the command *march*, repeated by all the chiefs, the right subdivision changes direction to the right.

Each of the other subdivisions takes the double time, marches six yards beyond the point where the division next on its right changed direction, when, by command of its chief, it changes direction to the right, the chief commanding: 1. *Quick time*, in time to add: 2. *MARCH*, upon arriving abreast of the right division.

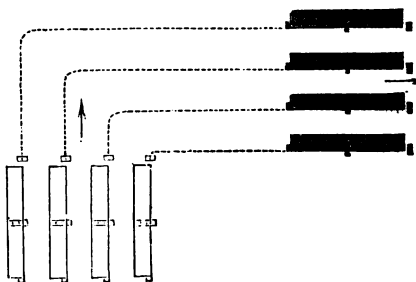
The change of direction being executed, the colonel announces the guide where it was before the movement.

If the battalion in mass be marching by the flank in double time, at the first command, the chief of the directing subdivision commands: *Quick time*, and repeats the command *march*; the others take the quick time successively upon arriving abreast of the directing subdivision.

To deploy the close column.

498. In all deployments on the head (or rear) of the column, the general guide at the rear (or head), at the preparatory command, moves at a run and places himself fac-

Plate 20.



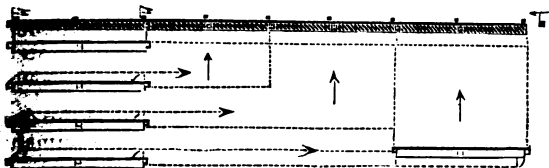
ing the *point of rest*, a little outside of the point where the outer flank of the rear (or leading) subdivision will rest when in line. If the deployment be on an interior subdivision, both general guides post themselves as above, each in his own wing. The general guides invert their pieces as explained for guides.

499. Being at a halt, the colonel commands :

1. *On first division deploy column*, 2. *Fours right* (or *left*), 3. **MARCH**.

(*Pl. 21.*) At the second command, the chief of the first division cautions it to stand fast and hastens to place himself on the left of the front rank; the right guide of the

Plate 21.



left company of the first division places himself on the line of markers; the other chiefs repeat *fours right*, and hasten to place themselves two yards in front of the right guides, facing to the right.

At the command *march*, the chief of the first division commands: 1. *First division*, 2. *Left*, 3. **DRESS**; the division dresses up to the markers, each captain commanding: 1. (Such) *company*, 2. **FRONT**, to the company on his right; the rear divisions wheel by fours to the right, the chiefs repeating the command *march*.

The chief of the second division stands fast, and, when the left of his division approaches him, commands :

1. *Second division*, 2. *Fours left*, 3. MARCH, 4. *Guide left*.

The third command is given the instant the front rank of the rear four arrives opposite the place of the left file when in line; on approaching the line the chief commands :

1. *Second division*, 2. HALT.

At the command *halt*, given at three yards from the line, the division halts, the right guide of the left company places himself on the line so as to be opposite one of the three files on the right of his company; the chief at the same time places himself by the side of the front-rank man on the right of the first division, which being done, he commands :

1. *Left*, 2. DRESS.

The chief and the junior captain superintend the dressing of the company on their right, and each commands :
1. (Such) *company*, 2. FRONT.

The guides of the third, fourth, and fifth divisions, march abreast of and parallel to the second; the chief of the third having advanced two yards after the command *march* from the chief of the second, halts in his own person, and, when the left of his division approaches him, commands : 1. *Third division*, 2. *Fours left*, 3. MARCH, 4. *Guide left*, and conducts it to within three yards of the line, when he halts it, and dresses it to the left, as prescribed for the second.

The chief of the fourth division, after the command *march* from the chief of the third, advances two yards and

halts, and both the fourth and fifth divisions are conducted to the line, and dressed as explained for the third. The chiefs of the third, fourth, and fifth divisions, in approaching the line, march in front of the centres of their divisions till they give the command *halt*.

The right guides of divisions precede them on the line by fifteen or twenty yards; the left guides, if second-sergeants, return to the line of file-closers at the command *halt*.

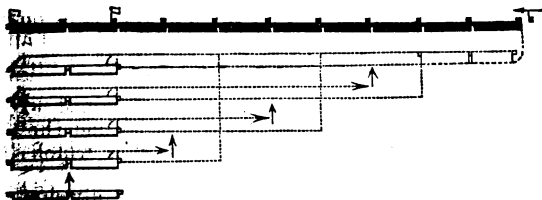
If marching, the chief of the first division halts it at the command *march*; the movement is executed as before.

500. Being at a halt, to deploy the column on the fifth division, the colonel commands:

1. *On fifth division deploy column*, 2. *Fours right (or left)*, 3. *MARCH*.

(Pl. 22.) At the second command, the chief of the fifth division cautions it to stand fast.

Plate 22.



At the command *march*, all the divisions, except the fifth, wheel by fours to the right, the chiefs repeating the second and third commands; the chief of the first division directs himself three yards within the general guide; the

chief of the fourth halts opposite the right of the fifth, and, when the rear of his division approaches, commands: 1. *Fourth division*, 2. *Fours left*, 3. MARCH, 4. *Division*, 5. HALT; the third command is given the instant the fifth division is unmasked.

The chief of the fifth division, when he sees it nearly unmasked, commands: 1. *Fifth division*, 2. *Forward*, 3. *Guide left*, 4. MARCH, and, when at three yards from the line, halts it and dresses it to the left against the markers. The right guide of the left company, at the command *halt*, places himself on the line of markers.

The chief of the third division conforms to what is explained for the chief of the fourth, and each division is conducted to the line and dressed as explained for the fifth. The chief of the first division dresses his division as soon as the command *front* is given to the right company of the second division.

If the battalion be in march, the chief of the fifth division halts it at the command *march*; the movement is executed as before.

501. To deploy the column faced to the rear, on the first or fifth division, without first causing it to wheel about by fours, the colonel adds the command *faced to the rear* after *deploy column*.

The movement is executed as already explained, except that each division marches three yards beyond the line, halts, and then wheels about by fours, after which it is dressed toward the *point of rest*.

502. To deploy the column on an interior division, the colonel commands:

1. *On (such) division deploy column*, 2. *Fours right and left*, 3. MARCH.

At the command *march*, the divisions in front of the

one designated deploy to the right, those in rear deploy to the left. The designated division, as soon as unmasked, is conducted to the line with the guide left, and is dressed to the left against the markers; the other divisions are dressed toward the designated division.

If marching, the chief of the designated division halts it at the command *march*; the movement is executed as before.

503. Should the colonel command *fours left and right*, the leading divisions deploy to the left, those in rear to the right; the designated division is conducted to the line with the guide right, and is dressed to the right.

Remarks on the deployment of columns closed in mass.

504. It is of great importance in all deployments that the fours maintain accurately their distances. When distances are lost, the instant the divisions are wheeled by fours into line, the files close in toward the *point of rest*. The chief of the next division in rear holds himself opposite the flank of the preceding division after the files have closed in, so that when his division forms line it may be conducted squarely to the line of battle.

To ploy the battalion into double column.

505. This movement consists in plying the corresponding companies of the right and left wings into column at company distance, in rear of the two centre companies of the battalion.

506. Being at a halt, the colonel commands:

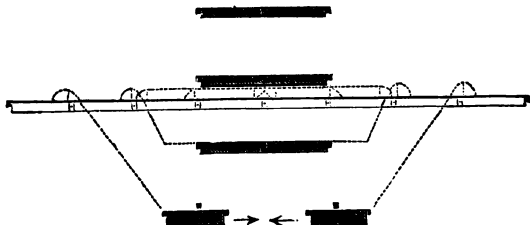
1. *Double column*, 2. *Fours left and right*, 3. *MARCH*.

(Pl. 23.) At the first command, the senior captain of the right and left centre companies commands: 1. *Di-*

vision, 2. *Forward*, 3. *Guide right*; the junior captain places himself in the interval between the two companies.

At the second command, the captains of the right wing go to the left of their companies and command: *Fours left*;

Plate 23.



the captains of the left wing go to the right of their companies and command: *Fours right*.

At the command *march*, repeated by the chief of the centre division and the captains to its right and left, the centre division marches company distance and three yards to the front, when it is halted and dressed to the right.

The companies of the right wing wheel by fours to the left; the one next to the centre division marches parallel to the line, and forms line in rear of the right centre company; the others break to the rear, and each ploys at company distance in rear of the one next toward the centre of the battalion.

The companies of the left wing wheel by fours to the right, and ploy similarly in rear of the left centre company.

Each captain, conducting his leading guide, halts when directly in rear of the flank of the preceding division, and,

as the rear of his company approaches, commands, if in the right wing: 1. *Fours right*, 2. MARCH, 3. *Company*, 4. HALT; if in the left wing: 1. *Fours left*, 2. MARCH, 3. *Company*, 4. HALT.

The two corresponding companies having united, the junior captain places himself in the interval between them, and the senior, if not already there, hastens to the right, establishes the guide company distance in rear of the guide preceding, and then dresses his division to the right.

If the companies are of unequal size, the captains of the left companies so give their commands for forming line that the right of each corresponding right company, when it forms in line, may be directly in rear of the right of the preceding division.

The field-officer of the right wing rectifies the position of the guides.

If there be an odd company, it ploys in rear of the company next to it in its own wing, and is dressed to the right.

If in march, the chief of the centre division cautions it to continue the march, and, at the command *march*, commands: *Guide right*. The movement is completed as explained from the halt.

The double column being formed, the left marker of the right wing, and the right marker of the left wing, place themselves in rear of the right and left flanks of the first division.

In the double column, the field-officers place themselves in their own wings, abreast of the leading division, six yards from the flank of the column, and are covered by the adjutant and sergeant-major, who place themselves abreast of the rear division. The colonel marches on the side of the guides, twelve yards from the column, and abreast of its centre. The staff and band march in rear of the column.

507. If the column marches to the rear, the field-officers, adjutant and sergeant-major remain in their relative position; the band, preceded by the staff, marches twelve yards in front of the column. In the march by the flank one field-officer marches outside of the column, abreast of the chiefs of division, and is covered by the other field-officer who marches abreast of the rear guides; the adjutant and sergeant-major march similarly outside of the other flank division; the staff and band remain in their relative positions on the flank of the division nearest them.

Deployment of the double column to the front.

508. Being at a halt, with the right and left centre companies in front, the colonel commands:

1. *Deploy column*, 2. *Fours right and left*, 3. **MARCH.**

At the second command, the left guide of the right company of the first division places himself on the line of markers; its chief hastens to its right; the captains of the right companies in the other divisions command: *Fours right*; the captains of the left companies: *Fours left*.

At the command *march*, repeated by the captains of the divisions in rear of the first, the chief of the first division commands: 1. *First division*, 2. *Right*, 3. **DRESS**, each captain commanding: *Front*, to the company on his left.

The other companies of the right wing deploy by the right flank, and are dressed to the left. The other companies of the left wing deploy by the left flank, and are dressed to the right.

If the battalion be in march, at the third command of the colonel the chief of the first division halts it; the deployment is completed as from a halt.

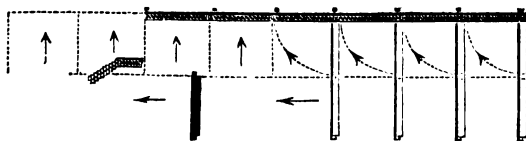
Deployment of the double column to the right or left.

509. The double column being at a halt, the colonel commands:

1. *Right (or left) into line wheel,* 2. *Left (or right) companies on right (or left) into line,* 3. **MARCH.**

(Pl. 24.) At the first command, the captains of the right companies caution them to wheel to the right; the left guide of the leading right company places himself on the line of the right guides, facing to them, and so as to be opposite one of the three files on the left of his company; the captains of the left companies command: 1. *Forward,* 2. *Guide right.*

Plate 24.



At the command *march*, repeated by the captains of the left companies, the right companies wheel into line to the right; the left companies step off, and, when the leading one is opposite its place, execute on right into line.

The field-officer of the left wing assures the position of the guides of the left companies.

If marching, the colonel orders the guide, if not already there, to the flank toward which the movement is to be executed, and the captains of the left companies omit the commands for putting them in march.

To close the column in mass.

510. Being in column of divisions at full distance, and at a halt, the colonel commands :

1. *Close in mass*, 2. *Guide right* (or *left*), 3. **MARCH**.

At the first command, the chief of the first division cautions it to stand fast; at the second command, the other chiefs command : 1. *Forward*, 2. *Guide right*.

At the command *march*, repeated by all of the chiefs except the chief of the first division, this division stands fast, and is dressed by its chief toward the side of the guide; the file-closers close to one yard from the rear rank.

All the other divisions step off, and as each in succession arrives at six yards from the one which precedes it, its chief halts it, and, having established the guide, dresses it as explained for the first; the file-closers, at the command *halt*, close to one yard.

The field-officer at the head of the column assures the position of the guides, placing himself, if necessary, in their rear as they successively arrive.

The rear field-officer follows the movement abreast of the last division.

If marching, the colonel omits the command for the guide, and the chiefs of the rear divisions omit the commands for putting them in march. At the command *march*, the chief of the leading division halts it and dresses it toward the guide.

If marching in *quick time*, and the command be *double time*, the chief of the first division cautions it to advance in quick time; the other chiefs repeat the commands *double time*, *march*, each chief commanding: 1. *Quick time*, in time to add: 2. **MARCH**, upon closing to six yards.

If marching in double time, the movement is executed in the same manner; the chief of the leading division commands: *Quick time*, at the first command of the colonel, and repeats the command *march*.

511. To arrest the march during the execution of the movement, the colonel commands: 1. *Battalion*, 2. *HALT*; at the second command only those divisions halt which have closed to six yards; the other divisions halt successively, by command of their chiefs, upon closing to six yards.

To close the column on the rearmost division.

512. Being at a halt, the colonel commands:

1. *On fifth division close in mass*, 2. *Fours right* (or *left*) *about*, 3. *MARCH*, 4. *Guide right* (or *left*), 5. *Guides*, 6. *ABOUT*, 7. *FACE*.

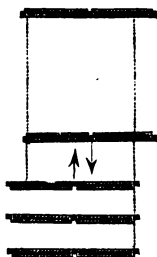
(Pl. 25.) At the first command the chief of the rear division cautions it to stand fast.

At the command *march*, the chief of the rear division dresses it to the left; the file-closers at the same time close to one yard.

The other divisions wheel about by fours, the chiefs repeating the second, third, and fourth commands, and march to the rear with the guide to the right; the guide of the division next to the rear, now leading, directs himself on the third file from the left of the rear division.

When the fourth division approaches the fifth, the chief commands: 1. *Fours right about*, 2. *MARCH*, 3. *Division*, 4. *HALT*.

Plate 25.



The command *march* is given the instant the fourth division arrives at six yards from the fifth.

At the command *halt*, the guide faces to the rear, and, when he is established, the chief dresses his division to the left.

The other divisions close in the same manner.

The field-officer at the rear of the column assures the position of the guides, placing himself, if necessary, in their rear as they successively arrive.

The sixth and seventh commands are given at the completion of the movement.

If marching, the rear division is halted at the command *march*, and then dressed to the left.

513. If the movement be executed from a *halt*, the colonel commands *fours right* or *left about*, according as the left or the right guides cover; if in march, the fours wheel about to the side opposite the guide.

Being in close column, to take distances.

514. Being at a halt, the colonel commands :

1. *Take wheeling distance*, 2. *Guide right* (or *left*), 3. **MARCH.**

At the second command, the chief of the leading division commands: 1. *Forward*, 2. *Guide right*.

At the third command repeated by its chief, the leading division steps off; the file-closers fall back to two yards.

The chiefs of the rear divisions successively command: 1. *Forward*, 2. *Guide right*, in time to add: 3. **MARCH**, the instant their divisions are at full distance; the guides take the step and trace from those in front.

If marching, the colonel omits the command for the guide.

If marching in quick time, the chiefs of the divisions in rear of the first halt them at the command *march*, and successively put them in march as above explained. If the leading division is at a *right shoulder*, each chief brings his division to a right shoulder immediately before putting it in march.

If marching in *quick time*, and the command be *double time*, the chief of the leading division repeats the commands *double time, march*; the other chiefs caution their divisions to continue the quick time, and successively command: 1. *Double time*, in time to add: 2. MARCH, when at wheeling distance.

If marching in double time, the leading division advances in double time; the chiefs of the other divisions command: *Quick time* at the first command of the colonel, repeat the command *march*, and successively command: 1. *Double time*, in time to add: 2. MARCH, when at wheeling distance.

The colonel holds himself near the flank of each division as it is about to step off.

The field-officer at the head of the column directs the leading guide; the other field-officer, the adjutant and sergeant-major, follow the movement, each abreast of his own subdivision.

515. Distances are closed and taken in column of companies as in column of divisions.

To form line from close column.

516. To form line to the right or left, the colonel first causes the column to take wheeling distance, and then gives the same commands as when at full distance.

517. The close column is formed on the right or left into line by the same commands and means as a column at full distance.

To break from column of divisions at full distance, into column of companies.

518. Being at a halt, the colonel commands:

1. *Right (or left) by companies,*
2. MARCH,
3. *Guide left (or right).*

At the first command, the captains of the right companies command: *Forward*; the captains of the left companies command: *Right oblique*.

At the command *march*, repeated by the captains of the right companies, the right companies move forward, the captains repeating the command for the guide; the captains of the left companies command: MARCH, the instant their companies are disengaged, at which they oblique to the right, shortening the step slightly; each company having obliqued in rear of the right company, the captain commands: 1. *Forward*, 2. MARCH, 3. *Guide left*; the second command is given the instant the left guide arrives in the trace of the left guide of the right company.

If marching in quick or double time, the captains of the right companies caution them to continue the march, and repeat the command for the guide; the captains of the rear companies command: *Mark time*, repeat the command *march*, adding: *Right oblique* in time to command: MARCH, the instant their companies are disengaged; the movement is completed as from a halt.

Being in column of companies at full distance, to form divisions.

519. Being at a halt, the colonel commands:

1. *Form divisions, right (or left) oblique*, 2. MARCH, 3. *Battalion*, 4. HALT.

At the first command, the captain of the left or leading company of each division, commands: 1. *Forward*, 2. *Guide left*; the captain of the right or rear company commands: *Right oblique*.

At the command *march*, repeated by the captains, the leading companies move forward; the rear companies oblique to the right.

The fourth command, repeated by the captains of the leading companies, is given when they have advanced company distance; each captain then dresses his company to the left, commands: FRONT, and places himself in front of its centre.

The captain of each right company obliques with his company until opposite the right flank of the left company; he then remains in the trace of the right guide of the left company, and, when his own company is unmasked, moves it forward with the guide to the left, halts it at three yards from the left company, places himself on the right of the front rank of the left company, and then commands:

1. *Left*, 2. DRESS, 3. FRONT.

The right guide of each right company, at the command *halt*, places himself facing to the left, opposite one of the three files on the right, so that his left arm may be in prolongation of the alignment of the left company; at the command *front*, he places himself on the right of the front rank of the division. The right company being aligned, the senior captain places himself two yards in front of the centre of the division; the junior captain, if not already

there, places himself in the interval between the companies in the front rank; and is covered by the first-sergeant in the rear rank.

The field-officers remain on the same flank as before the movement.

If marching in quick time, the movement is executed in the same manner; the captains of the leading companies caution them to continue the march, and announce the guide, if not already there, *left* or *right*, according as the rear companies oblique to the right or left.

If marching in *quick time*, and the command be *double time*, the leading companies advance in quick time as just explained. The captains of the rear companies repeat the commands *double time, march*, adding: 1. *Quick time*, in time to add: 2. MARCH, on arriving abreast of the leading company.

The colonel then commands: 3. *Guide right* (or *left*), according as the guide was right or left before the movement.

If marching in double time, the movement is similarly executed; the captains of the leading companies command: *Quick time* at the first command of the colonel, and repeat the command *march*.

To change front.

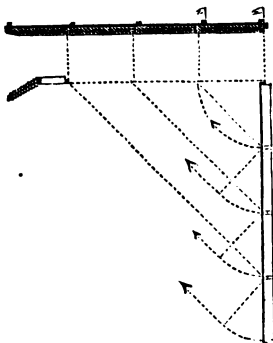
520. The battalion being in line, the colonel commands:

1. *Change front on first* (or *tenth*) *company*, 2. *Companies right* (or *left*) *half wheel*, 3. MARCH, 4. *Forward*, 5. MARCH, 6. *Guide right* (or *left*).

(Pl. 26.) At the first command, the captains, if not already there, place themselves in front of the centres of their companies.

At the second command, the captain of the right company commands: *Right wheel*; the other captains caution their companies *right half wheel*.

Plate 26.



At the command *march*, repeated by the captains, the right company wheels to the right on a fixed pivot, upon the completion of which the captain commands: 1. *Forward*, 2. *MARCH*, 3. *Guide right*; the company having arrived at three yards from the line, the captain halts it, and dresses it to the right against the markers; at the command *halt*, the second-sergeant, if the left guide, returns to the line of file-closers.

The other companies make a half wheel to the right on a fixed pivot, the second-sergeant of each, if its left guide, placing himself on the left flank of the company, as soon as he can pass. The movement is completed as in front into line from column of companies.

521. To make an oblique change of front, the colonel first commands: 1. *Oblique change of front on first (or tenth) company*, and then adds the same commands as before. The first company wheels till its front is parallel to the new line, and then moves forward; the colonel gives the fifth command before the other companies complete the half wheel.

522. Should the colonel desire to change front on the right (or left) company and face to the rear, he adds

faced to the rear, to the command *change front on first* (or *tenth*) *company*. The movement is executed as explained for front into line faced to the rear, in column of companies.

523. To change front in rear of the line, the colonel causes the battalion to wheel about by fours, and then gives the commands for change of front as before.

To form single rank from double rank.

524. Before forming in single rank, should there be vacancies in the rear rank of the original left four of each company, the remaining men of the rear rank of this four, if there be any after filling vacancies in the rear rank of the adjoining four, are ordered into the line of file-closers.

525. Being in line, the colonel commands :

1. *Form single rank*, 2. *Fours right* (or *left*), 3. **MARCH**.

At the command *march*, the battalion wheels by fours to the right; the front rank of the leading four, conducted by the right guide of the right company, marches in prolongation of the line; the other ranks halt, and successively resume the march when at wheeling distance from the rank preceding. The rearmost rank of four having its distance, the colonel commands :

1. *Fours left* (or *right*), 2. **MARCH**, 3. *Battalion*, 4. **HALT**.

At the command *halt*, each captain dresses his company to the right, commands: *Front*, and places himself in front of its centre.

526. If the battalion be marching in column of fours, to form it in single rank, the colonel commands :

1. *Form single rank*, 2. MARCH.

At the second command, the leading rank of four continues the march; the other ranks, whether marching in quick or double time, halt, and successively resume the march when at wheeling distance from the rank preceding; the rearmost rank of four having its distance, the march may be continued, or line may be formed as before.

527. To form single rank by both flanks, the colonel causes the battalion to wheel by fours to the right and halt; he then causes the left wing to face about, and gives the commands:

1. *Form single rank*, 2. MARCH.

At the command *march*, the leading rank of four in each wing steps off, followed by the other ranks successively, as soon as they have wheeling distance.

The colonel commands: 1. *Battalion*, in time to add: 2. HALT, the instant single-rank distance is gained; he then faces the left wing about, and forms line by the commands:

3. *Fours left (or right)*, 4. MARCH, 5. *Battalion*, 6. HALT.

If the wings do not gain single-rank distance at the same instant the colonel halts them separately.

528. The movement may be similarly executed by forming column of fours to the left, and causing the right wing to face about.

Being in column of companies, to form single rank.

529. The colonel commands:

1. *Form single rank*, 2. *Fours right (or left)*, 3. MARCH.

At the command *march*, the companies wheel by fours

to the right, and the captains go to the left; the front rank of each right four, upon the completion of the wheel, continues the march; the other ranks halt, and successively resume the march when at seventy-six inches from the rank preceding; the rearmost rank of each company having its distance, the captain commands: 1. *Fours left*, 2. **MARCH**, 3. *Company*, 4. **HALT**.

The left guide is then established, covering the guides in front, and the company is dressed to the left.

The field-officer at the head of the column sees that the guides cover, and places himself for this purpose in front of the left guide of the leading company.

530. The column of divisions is formed in single rank by the same means.

To form the column of fours on right or left into line in single rank.

531. The colonel commands:

1. *In single rank*, 2. *On right (or left) into line*, 3. **MARCH**.

Executed on the principles explained for double rank, the captains successively commanding:

1. *In single rank*, 2. *On right (or left) into line*, 3. **MARCH**.

To form the column of fours front into line in single rank.

532. The colonel commands:

1. *In single rank*, 2. *Right (or left) front into line*, 3. **MARCH**.

Executed on principles previously explained, each cap-

tain commanding at the proper time: 1. *In single rank*, 2. *Right front into line*, 3. *Double time*, 4. **MARCH**.

533. To form line faced to the rear, the colonel adds the command *faced to the rear*, after *front into line*.

Movements of the battalion in single rank.

534. The battalion being in single rank, operates offensively or defensively, and executes all the movements explained for double ranks by the same commands and means. In advancing in line, a file-closer replaces the color-bearer in his interval.

In the march by the flank, the file-closers give their constant attention to the preservation of wheeling distance between the ranks of four, which it is important to maintain.

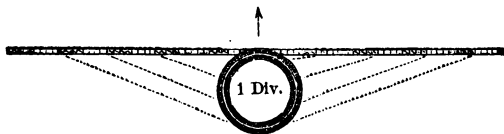
To rally by divisions.

535. The battalion being in line at a halt, in single rank, and threatened by cavalry, the colonel commands:

1. *Rally by division*, 2. **MARCH**.

(Pl. 27.) At the first command, the captains of the right companies in each division command: 1. *Left*, 2.

Plate 27.



Face; the captains of the left companies command: 1. *Right*, 2. *Face*.

At the command *march*, repeated by the captains, the companies close in quick time toward the centre of the division, and form a circle to the rear of the line, the front-rank men in front.

536. In firing, the officers use every precaution to prevent the men of adjacent circles from firing into each other.

537. To reform divisions, the colonel commands:

1. *Form divisions*, 2. MARCH.

At the second command, the right and left companies of each division wheel to the left and right respectively, and, extending to the right and left, the ranks of four place themselves in the same order as before the rally.

To form double rank from single rank.

538. Being in line, in single rank, with the front-rank men on the right of the rear-rank men, to form double rank, the colonel commands:

1. *Form double rank*, 2. *Fours right*, 3. MARCH.

At the command *march*, the battalion wheels by fours to the right; the leading rank of four halts, and the others close successively to thirty-two inches. The rearmost rank of four having closed to its distance, the colonel commands:

4. *Fours left*, 5. MARCH, 6. *Battalion*, 7. HALT.

539. To execute the movement on the centre, the colonel causes the battalion to wheel by fours to the right and halt; he then faces the right wing about, and commands:

1. *Form double rank*, 2. MARCH.

At the command *march*, the leading rank of four in each wing stands fast; the other ranks step off and close to thirty-two inches.

The right wing having closed, the colonel causes it to face about, and then forms line as already explained.

540. If the front-rank men be on the left of the rear-rank men, the movement is similarly executed, the column of fours being formed to the left instead of the right.

541. If the battalion be marching in column of fours at single-rank distance, the front-rank men in front, to form double rank, the colonel commands:

1. *Form double rank*, 2. MARCH.

At the command *march*, the leading rank of four, whether marching in quick or double time, halts; the other ranks close and halt successively at thirty-two inches; the rearmost rank having gained its distance, the colonel commands:

3. *Fours right (or left)*, 4. MARCH, 5. *Battalion*, 6. HALT.

Marching in column of fours, at single-rank distance, to close to double-rank distance.

542. The colonel commands:

1. *Double-rank distance*, 2. *Double time*, 3. MARCH.

At the command *march*, the leading four moves in quick time; the other fours take the double time, and resume the quick time on closing to thirty-two inches. If marching in double time, the leading four, at the command *march*, takes the quick time; the other fours close as before.

Being in column of companies, in single rank, to form double rank.

543. The front-rank men being on the right of the rear-rank men, the colonel commands :

1. *Form double rank*, 2. *Fours right*, 3. **MARCH.**

At the command *march*, each company wheels by fours to the right, and closes to double-rank distance on the leading rank, which halts upon the completion of the wheel; the distance being gained, the captain commands: 1. *Fours left*, 2. **MARCH**, 3. *Company*, 4. **HALT**, and, having established his left guide, dresses the company to the left.

The field-officer at the head of the column sees that the guides cover, and places himself for this purpose in front of the left guide of the leading division.

544. If the front-rank men be on the left of the rear-rank men, the colonel commands: *Fours left*, instead of: *Fours right*. The companies form line to the right, and are dressed to the right.

545. Having formed double rank, the colonel causes the column to close to such distance as he may desire.

546. The column of divisions is formed in double rank by the same means.

To form the column of fours, at single-rank distance, on the right or left into line in double rank.

547. The front-rank men being in front, the colonel commands :

1. *In double rank*, 2. *On right (or left) into line*, 3. **MARCH.**

Executed on principles previously explained, the captains successively commanding: 1. *In double rank*, 2. *On right into line*, 3. **MARCH.**

To form column of fours in single rank, front into line in double rank.

548. The front-rank men being in front, the colonel commands:

1. *In double rank,*
2. *Right (or left) front into line,*
3. **MARCH.**

Executed on principles already explained, each captain, at the proper time, giving the commands: 1. *In double rank,* 2. *Right front into line,* 3. *Double time,* 4. **MARCH.**

549. Should the colonel desire the line to face to the rear, he adds the command *faced to the rear,* after *front into line.*

Movements by platoon.

550. The colonel may form the battalion in column of platoons to the right or left, form line from column of platoons to the right or left, form column of fours from column of platoons, and the reverse, by the commands and means prescribed in the School of the Company.

Being in column of companies, *to break into column of platoons,* and *to reform in column of companies,* are executed as explained for breaking into column of companies from column of divisions, and reforming column of divisions, substituting in the commands, *platoons* for *companies,* and *companies* for *divisions.*

In forming column of platoons, the captain commands the leading platoon, the first-lieutenant the rear platoon. If the column faces to the rear, the captain commands the rear platoon, the first-lieutenant the leading platoon.

EVOLUTIONS OF THE BRIGADE.

551. IN this instruction, a brigade of four battalions is supposed ; but the rules prescribed are applicable to a less or greater number of battalions.

At parades, reviews, and other forms of ceremony, the regiments are posted in line from right to left according to the rank of colonels, the senior colonel on the right. On all other occasions, the regiments are posted at the discretion of the general.

For evolutions, the interval between battalions is twenty-four yards; in battle it may be reduced to six yards.

At forms of ceremony, where regiments are provided with bands, the interval is increased sufficiently to allow the battalions to form in column, in the order prescribed for review.

The brigade may be formed in one or two lines.

The distance between the lines varies both with the nature of the ground and the state of the action. If on the offensive, the second line is held at close supporting distance ; if on the defensive, it is held at sufficient distance in the rear to enable the first line to reform behind it, and to prevent the enemy from passing over it with the first line, should that line be driven back.

Battalions are designated from the right when in line, and the head when in column, *first battalion*, *second battalion*, and so on. If in two lines the battalions of the first line are designated from the right *first*, and *second* ; those of the second line *third*, and *fourth*. If in two columns,

the battalions last in the front line are designated from the head of the column *first*, and *second*; those of the second line *third*, and *fourth*. These designations change whenever, in facing to the rear, the left of the line becomes the right, and the rear the head of the column.

The battalion movements incident to the commencement and completion of all brigade evolutions, the advance in line, and all movements in double time, are executed in the cadenced step. The remainder of the time, unless otherwise ordered, each colonel marches his battalion in the route-step. When not in the route-step, colonels will cause their pieces to be carried habitually at a *right shoulder*.

The brigade is formed on the principles of successive formations, and is presented to the general by the adjutant-general, as explained for the adjutant of a battalion, the colonels repeating commands. The general takes post, facing the line, about seventy yards in front of its centre.

Posts of the pioneers and band.

552. At forms of ceremony the pioneers are posted twelve yards to the right of the first battalion, the band twelve yards from the right of the pioneers. In the evolutions the band, and the regimental bands, take any position prescribed on the parade-ground.

Posts of the brigadier-general and staff.

553. In line of battle, composed of several brigades, the generals of brigade place themselves about seventy yards in rear of the centres of their brigades. In column, they hold themselves at the heads of their brigades.

In brigade evolutions, the general goes wherever his presence is necessary.

The general is attended by his personal staff; the adju-

tant-general riding on his left, his aides-de-camp in rear, the senior on the right. On the march, the remaining members of his staff march according to rank in rear of the aides-de-camp, the senior of each rank on the right.

General rules for command.

554. The colonels, unless otherwise directed, repeat all the commands of the general. Each preparatory command of the general is repeated as soon as it is given; the last preparatory command having been repeated, the colonels at once add such commands, and execute such movements in their battalions, as may be necessary before the general movement.

The general looks to the prompt execution of these preparatory movements, and rectifies every error that may be committed by the colonels.

The lieutenant-colonels and majors repeat the general commands, and the commands of execution, as often as the wind or noise of arms may prevent them from being easily heard from one battalion to another.

To facilitate the transmission of commands, the general may require the colonels when in line, to post themselves thirty yards in front of the centres of their battalions.

The general may preface the commands for each movement by the commands:

1. *Battalions*, 2. *ATTENTION*.

If arms are at an order, the colonels bring them to a carry at the second command. Whenever necessary, commands are communicated by staff-officers.

To open and close ranks.

555. Being in line at a halt, the general commands:

1. *Rear open order*, 2. MARCH.

Executed in each battalion as previously explained.
To close ranks, the general commands:

1. *Close order*, 2. MARCH.*Manual of arms.*

556. The manual of arms is seldom executed in line.

557. To load, the general commands:

1. *Battalions*, 2. LOAD.

558. To execute the firings, the general commands:

1. *Fire by battalion (rank, wing, company, file)*, 2. COMMENCE FIRING.

At the second command, the colonels command: 1. *Battalion*, 2. READY, and add the necessary commands for the fire indicated.

If the fire be by battalion, the odd-numbered battalions fire first. The colonels of the even-numbered battalions do not give the command *aim*, till some of the pieces in the odd-numbered battalion to their right are brought to a *ready*. In the second fire, the colonels of the odd battalions observe the same rule in regard to the even, thereby firing alternately.

The general causes the firing to cease, by the commands:

CEASE FIRING.

The colonels add: *Posts*.

Remarks on firing.

559. In the presence of the enemy, the kind of fire is determined by the character of the ground and the state of

the action; cover should be sought for the men whenever it will not interfere with the efficacy of their fire, which is of the first importance.

Second in importance to efficacy of fire, is the judicious and economical expenditure of ammunition, to which the officers and file-closers will give their constant and unremitting attention.

In action, colonels may suspend the fire temporarily whenever the men appear unnecessarily excited; calmness will thereby be restored, and the fire, upon its renewal, will be more destructive.

To rest.

560. Being at a halt, the general commands:

1. *Order*, 2. *ARMS*, 3. *In place*, 4. *REST*; or, 3. *Stack*, 4. *ARMS*, 5. *Break ranks*, 6. *MARCH*.

To resume the attention, the general commands: 1. *Battalions*, 2. *ATTENTION*.

At the second command, the colonels bring their battalions to a *carry*.

To advance in line.

561. The general selects a battalion, as that of direction, sends a staff-officer three or four hundred yards to the front, whom he establishes in front of the color-bearer of the selected battalion, and then commands:

1. *The second* (or such), *the battalion of direction*, 2. *Forward*, 3. *MARCH*.

At the second command, the colonels add: *Guide centre*, at which the color-bearers and general guides advance six yards to the front; the color-bearers being as-

sured by the colonels, each selects points by which to direct his march; the color-bearer of the designated battalion takes the staff-officer as the most remote point.

At the command *march*, all the battalions step off; the color-bearer of the designated battalion directs himself upon the staff officer.

The designated battalion being the guide for the others, its colonel superintends its march with great care, seeing that the color-bearer preserves accurately the direction, length, and cadence of the step.

The other battalions observe the principles of marching in line, keeping as nearly as possible abreast of the battalion designated, without, however, shortening or lengthening the step, unless absolutely necessary to preserve the general alignment.

Each colonel observes the point of direction of his color-bearer, causing him to change it to the right or left, if his line of march be not parallel to that of the color-bearer of the directing battalion.

The two general guides of each battalion conform themselves steadily to the direction of the color-bearer, and hold themselves abreast of him, without reference to the colors and general guides of the other battalions.

The march of the directing battalion having become assured, its color-bearer selects points in advance of the staff-officer, who retires upon the approach of the line.

To face the line to the rear, and to march it to the rear.

562. The general commands:

1. *Face to the rear*, 2. *Fours right (or left) about*, 3. **MARCH.**

The colonels command: 1. *Battalion*, in time to add: 2. **HALT**, the instant the about is completed.

To march to the rear, the general commands: '

1. *Continue the march*, 2. *Four's right (or left) about*, 3. *MARCH*, 4. (Such) *the battalion of direction*.

The colonels add: *Guide centre* the instant the about is completed.

To halt the line, and to align it.

563. Being in march, the general commands:

1. *Battalions*, 2. *HALT*.

If the general does not wish to give a general alignment, he commands:

1. *Colors and general guides*, 2. *POSTS*.

Being at a halt, to give a general alignment, the general establishes the color and general guides of one of the battalions on the desired direction, and then commands:

1. *Colors and general guides, on the line*, 2. *Guides on the line*, 3. *On the centre*, 4. *DRESS*, 5. *Colors and guides*, 6. *POSTS*.

At the first command, the colors and general guides of all the battalions face toward the colors of the directing battalion, and are established on the line. The color-bearers carry their lances in front of the centre of the body.

At the second command, the right guides of the right wing and the left guides of the left wing, of each battalion, are established on the line facing the color.

The second, third, fourth, fifth, and sixth commands, are executed in each battalion as previously explained.

If the new direction passes in rear of one or more battalions, the colonels of these battalions, as soon as they

perceive the direction from the colors, march their battalions to the rear of the new line.

To march by the flank.

564. The general commands :

1. *Fours right* (or *left*), 2. MARCH.

To break into column of fours from the right or left, to march to the left or right.

565. Being in line at a halt, the general commands :

1. *Column of fours*, 2. *Break from the right* (or *left*), to *march to the left* (or *right*), 3. MARCH.

At the command *march*, the first battalion executes the movement, the leading guide directing his march parallel to the line of battle; the other battalions follow successively at the commands of their colonels, each twenty-four yards in rear of the one next on the right.

566. The brigade being in column of fours, is halted and put in march, obliques, changes direction, and marches to the rear the same as a battalion, substituting in the commands, *battalions* for *battalion*.

To form line from column of fours to the right or left.

567. The general commands :

1. *Fours right* (or *left*), 2. MARCH.

The colonels command : 1. *Battalion*, in time to add : 2. HALT the instant the fours unite in line.

To move forward without halting upon completing the wheel the general commands : 1. *Continue the march*, 2. *Fours right* (or *left*), 3. MARCH, 4. (Such) *the battalion of direction*.

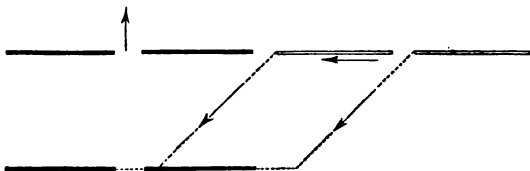
To form column of fours in two lines, to the right or left.

568. Being in march, the general commands :

1. *In two lines, at (so many) yards distance,* 2. *Fours right (or left),* 3. *Third and fourth battalions,* 4. *Column half left (or right), (or column half right or left),* 5. *MARCH.*

(Pl. 1.) The colonels of the first and second battalions add: *Fours right*; the colonels of the other battalions add: *Column half left*.

Plate 1.



At the command *march*, the first and second battalions wheel by fours to the right and halt.

The third and fourth battalions incline to the left till they gain the specified distance, when they resume the original direction, the third battalion, at the proper time, forming behind the first, the fourth behind the second.

If the fourth command be: 3. *Column half right*, the third and fourth battalions form in front of the first and second.

If at a halt, the colonels of the third and fourth battalions command: 1. *Forward*, before the command *column half left*.

569. In brigade evolutions the movements from column of fours are explained for execution on the march, but may be executed from a halt; the colonels of battalions which move forward give the command *forward*, before the commands prescribed for them in each movement.

Movements in two lines.

570. When a brigade is formed in two lines, the second line, in all manœuvres, preserves its relative position to the first, and conforms to its movements. The chiefs of the battalions of the second line are charged with the preservation of the proper distances. If the movement is to be executed by only one of the lines, the preparatory command of the general is preceded by the words *first line* or *second line*.

In resuming the march in column from two lines, the colonels of the third and fourth battalions conduct them by the shortest line to their places in the general column.

General rules for successive formations.

571. In successive formations, the line of battle is determined by staff-officers, three in number, in the following manner: The first officer, at the preparatory command of the general, posts himself at the *point of rest* for the first battalion, facing in the direction the line is to extend; the second posts himself, facing the first, at the *point of rest* for the second battalion; the third posts himself, covering the other two, at the *point of rest* for the third battalion; the first then moves at a gallop and posts himself for the fourth battalion.

Should there be more than four battalions, the staff-officer for the second, as soon as the head of this battalion arrives, hastens to mark the point for the fifth, and so on.

If the formation be central, the *points of rest* are

marked in both directions from the battalion first on the line.

In brigade evolutions, successive formations embrace besides the formation from column into line: *Changes of front, formation into line from echelon, and the formation from line into single and double rank.*

In the successive formations in which the subdivisions of each battalion arrive successively on the line, the field-officer at the head of the battalion always precedes it on the line with two markers, whom he posts for the leading subdivision. These markers face toward the *point of rest* of the general line, the first being twenty-four yards from the flank of the battalion next preceding his own.

After establishing the markers, the field-officer assures the position of the guides by placing himself successively in their rear.

In all successive formations, the color-bearer of each battalion, as soon as his company arrives on the line, steps to the front, holds the lance between his eyes, and covers the guides.

Each colonel brings his battalion to order arms as soon as it is formed, and, as soon as two colors are established on the line, he commands: 1. *Guides*, 2. *Posts*. The color-bearers remain in front, facing the *point of rest*, till the entire line is formed, when the general commands:

1. *Colors*, 2. *Posts*.

In all successive formations, ployments, and other brigade evolutions which are not executed simultaneously by the battalions, the general may permit each colonel to bring his battalion to *place rest*, upon the completion of its movement; the guides remain at attention till the colonel commands *guides posts*; the color-bearers remain at attention till the command *colors posts*.

To form the column of fours on the right or left into line.

572. The general commands:

1. *On right (or left) into line*, 2. MARCH.

At the second command, the leading battalion executes on right into line; the other battalions, by the commands of their colonels, execute the same movement successively, when their leading fours have passed twenty-four yards beyond the left flank of the battalion preceding.

To form in two lines, on the right or left into line.

573. The general commands:

1. *In two lines at (so many) yards distance*, 2. *On the right (or left) into line*, 3. *Third and fourth battalions*, 4. *Column half left (or right)*; or, 4. *Column half right (or left)*, 5. MARCH.

The first and second battalions execute the movement as already explained; the third and fourth incline to the left till they gain the distance specified in the command, when they resume the original direction, the third executing *on right into line* in rear or front of the first battalion, the fourth executing *on right into line* in rear or front of the second, according to the fourth command.

To form column of fours by battalion on the right or left into line.

574. The general commands:

1. *By battalion on right (or left) into line*, 2. MARCH.

At the first command, the colonel of the first battalion adds: *Fours right*.

At the command *march*, the first battalion wheels by fours to the right, and advances company distance, when the colonel halts it, and gives it a general alignment, the color and general guides facing to the right.

The other battalions continue the march, and when the rear of the second is twenty-four yards from the left of the first, its colonel forms line to the right, advances toward the line of battle, halts his battalion, and dresses it as explained for the first.

The third battalion forms beyond the second, and the fourth beyond the third, each approaching the line of battle and being dressed as explained for the second.

575. The movement in two lines is similarly executed.

To form the column of fours, front into line.

576. The general commands :

1. *Right (or left) front into line*, 2. MARCH.

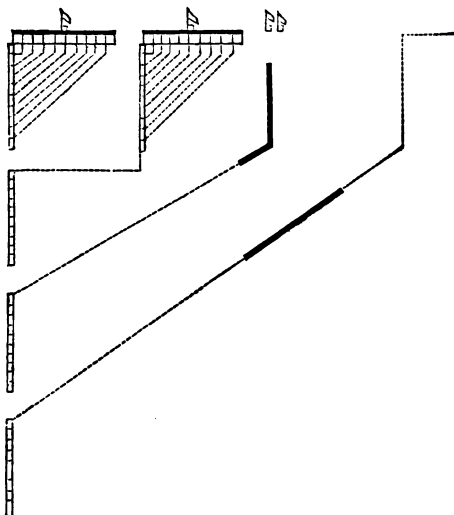
(Pl. 2.) At the first command, the colonel of the second battalion adds: *Column right*; the colonels in rear: *Column half right*.

At the command *march*, the first battalion executes *right front into line*.

The second marches parallel to the line till opposite its *point of rest*, when it changes direction to the left, the colonel giving the commands for *right front into line*, when at company distance from the markers.

The third and fourth battalions execute the movement in the same manner as the second; each colonel conducts his battalion so that when the head arrives opposite the *point of rest*, it may be at a distance from the line equal to the depth of the battalion in column of fours increased by company distance.

Plate 2.



577. To form front into line, faced to the rear, the general commands:

1. *Right (or left) front into line, faced to the rear, 2.*
MARCH.

The battalions are conducted to their points of rest as in the last case, and then form *right front into line, faced to the rear*.

578. The *front into line* may be executed on the rear of the column, facing either way, by first wheeling about by fours, and then employing the means already explained.

To form the column of fours front into line on the head of an interior battalion.

579. The general commands:

1. *On third (or such) battalion,*
2. *Right (or left) front into line,*
3. **MARCH.**

At the second command, the colonel of the second battalion adds: *Fours left*; the colonel of the first: *Fours right (or left) about*; the colonel of the fourth: *Column right*.

At the command *march*, the third and fourth battalions execute *right front into line* as previously explained.

The second battalion marches in line twenty-seven yards to the left, when the colonel forms column of fours to the left, and immediately after commands: 1. *Right front into line, faced to the rear,* 2. **MARCH.**

The first battalion wheels about by fours, upon the completion of which the colonel commands: 1. *Column right,* 2. **MARCH**; he then conducts the head of his battalion to a point in front of its *point of rest*, a distance equal to the depth of the battalion in column of fours, increased by company distance, when he changes direction to the left, and upon approaching the markers commands: 1. *Right front into line, faced to the rear,* 2. **MARCH.**

580. Should troops marching in column of fours be suddenly attacked in front, the formation on an interior battalion, or on the rear of the column, may be of great advantage, as a few skirmishers will suffice to check the advance of the enemy, and give the line time to form in the

rear; it will likewise give the general an opportunity to study the ground, and to make such disposition as may be necessary to receive the attack.

To form column of fours front into line, in two lines.

581. The general commands: .

1. *In two lines at (so many) yards distance,* 2. *On first and third battalions,* 3. *Right (or left) front into line,* 4. MARCH.

The first and second battalions execute the movement as already explained; the third battalion moves forward and forms *front into line* when at the prescribed distance from the first line; the fourth battalion forms *front into line* on the right of the third.

Formation of column of fours into line by two movements.

582. The column of fours, having partly changed direction to the right, to form line to the left, the general commands:

1. *Fours left,* 2. *Rear battalions left front into line,* 3. MARCH.

At the command *march*, the battalions which have changed direction to the right, form line to the left and halt; the battalions in rear execute *left front into line*.

To form to the right, the general commands:

1. *Fours right,* 2. *Rear battalions left front into line, faced to the rear,* 3. MARCH.

At the command *march*, the battalions which have changed direction form line to the right and halt; the battalions in rear execute *left front into line, faced to the rear*.

The column having partly changed direction to the left, is formed *to the right, and right front into line, or to the left, and right front into line, faced to the rear*, by similar commands and means.

The general in each case gives his commands as the head of a battalion is about to change direction.

583. As troops in wooded countries, or countries with narrow roads, habitually march in column of fours, the movements explained for forming front into line on the head or rear of the column, faced either to front or the rear, should be frequently practised, and made perfectly familiar to both officers and men.

Route step.

584. Being in march, in column of fours, the general commands:

1. *Route step*, 2. MARCH.

To resume the cadenced step, he commands:

1. *Battalions*, 2. ATTENTION.

To form column of companies or divisions to the right or left.

585. Being in line, the general commands:

1. *Companies (or divisions) right (or left) wheel*, 2. MARCH.

To move the column forward without halting upon the completion of the wheel, the general first commands: 1. *Continue the march*, and adds: 4. *Guide (right or left)*. Each colonel gives the commands: 1. *Forward*, in time to add: 2. MARCH, the instant his companies complete the wheel; the guides gradually gain the trace of the one at the head of the column, the colonels regulating the step so

as to preserve subdivision distance and twenty-four yards from the battalion next in front.

To break by company from the right or left to march to the left or right.

586. Being in line, at a halt, the general commands :

1. *Companies break from the right (or left) to march to the left (or right),* 2. MARCH.

At the command *march*, the right battalion executes the movement; the leading guide, after turning, marches parallel to the line.

The colonels of the other battalions give the commands for breaking from the right to march to the left, so that their columns may follow the one next on their right, at subdivision distance and twenty-four yards.

To break by the right or left of companies (or divisions) to the rear into column.

587. Being in line at a halt, the general commands :

1. *Right (or left) of companies (or divisions) rear into column,* 2. MARCH.

The colonels add : *Fours right.*

At the command *march*, each battalion executes the movement.

To march in column at full distance.

588. The general indicates to the leading guide the point of direction, and then commands :

1. *Forward,* 2. *Guide (right or left),* 3. MARCH.

At the command *march*, each battalion steps off; the

leading guide moves upon the point indicated, and the others follow in his trace, gaining it gradually, if not already in it.

The field-officer at the head of each battalion sees that the leading guide preserves subdivision distance and twenty-four yards from the rear of the battalion next in front.

To halt the column.

589. The general commands :

1. *Battalions*, 2. **HALT.**

To face the column to the rear, and to march it to the rear.

590. The general commands :

1. *Face to the rear*, 2. *Fours right (or left) about*, 3. **MARCH.**

The colonels add: 1. *Battalion*, in time to add. 2. **HALT**, the instant the about is completed.

To march to the rear, the general commands :

1. *Continue the march*, 2. *Fours right (or left) about*, 3. **MARCH**, 4. *Guide (right or left).*

To change direction in column at full distance.

591. Being in march, the general commands :

1. *Column right (or left)*, 2. **MARCH.**

At the first command, the colonels of the battalions in rear of the first caution them to continue the march.

At the command *march*, the leading battalion changes direction.

The other battalions, by command of their colonels, change direction on the same ground.

The marker of the leading battalion, as soon as its rear has passed him, is relieved by a marker from the second, who in turn is relieved by one from the third, and so on.

To form the column at full distance to the right or left into line.

592. The general commands :

1. *Right (or left) into line wheel,*
2. MARCH,
3. *Guides,*
4. POSTS.

593. The column being at a halt, if the guides do not cover, the general places himself in front of the leading guide of the column, establishes him and the one following, on the direction, and then commands :

1. *Right (or left) guides,*
2. COVER.

At this command, the right guides of each battalion place themselves on the line, being assured by the field officer at the rear. The leading guide of each rear battalion takes subdivision distance and twenty-four yards from the rear guide of the battalion in his front.

The guides being established, the colonels, without waiting for each other, command : 1. *Right (or left),* 2. DRESS ; and each chief, after aligning his subdivision, commands : FRONT.

The battalions being dressed, the line is formed as before.

594. To form line and continue the march, the general commands :

1. *Continue the march,*
2. *Right (or left) into line wheel,*
3. MARCH,
4. (Such) *the battalion of direction.*

The colonels add, as the wheel is completed : 1. *Forward,* 2. MARCH, 3. *Guide centre.*

Column at full distance, on the right or left into line.

595. Being in march, the general changes the guide, if not already there, to the flank toward which the movement is to be executed, and then commands :

1. *On right (or left) into line*, 2. MARCH.

At the command *march*, the first battalion executes *on the right into line* ; the other battalions move forward and execute the movement successively, each colonel giving the command: 1. *On right into line*, in time to add: 2. MARCH the instant his leading subdivision has passed twenty-four yards beyond the left flank of the battalion preceding.

596. To form in two lines, on the right or left into line from column of companies or divisions, is executed by the same commands and on the same principles as from column of fours.

597. The column being at full distance, executes by battalion on the right or left into line, in one or two lines, on the same principles as in column of fours, the battalions at the proper time wheeling into line by company or division, according to the formation.

To form column at full distance front into line.

598. Being at a halt, the general commands :

1. *Right (or left) front into line*, 2. MARCH.

At the first command, the colonel of the leading battalion adds: *Companies right half wheel* ; the colonel of the second battalion adds: 1. *Forward*, 2. *Guide left*, 3. *Column right* ; the other colonels: 1. *Forward*, 2. *Guide left*, 3. *Column half right*.

At the command *march*, the leading battalion executes

right front into line, the colonel adding the commands necessary to complete the movement.

The second battalion breaks from the column, and marches, with the guide to the left, parallel to the line; when it arrives opposite its *point of rest*, the colonel causes it to change direction to the left, and on arriving at subdivision distance from the markers, gives the commands for forming *right front into line*.

Each of the other battalions, after breaking from the column, marches diagonally forward so as to arrive in rear of its *point of rest*, at a distance equal to its depth in column increased by subdivision distance; it then changes direction toward the line and completes the movement as explained for the second.

If the column be in march, the colonel of the second battalion, and the colonels in rear, omit the command *forward*, adding: *Guide left*, if the guide is not already there.

599. To form front into line faced to the rear, the general adds the command *faced to the rear*, after *right* (or *left*) *front into line*; each colonel, when his battalion approaches the markers, executes *right front into line faced to the rear*.

To form column at full distance front into line, on the head of an interior battalion.

600. Being at a halt, to form the column at full distance, front into line, on the first company or division of the third battalion, the general commands:

1. *On the third battalion right* (or *left*) *front into line*, 2.
MARCH.

The colonel of the third battalion adds: *Companies right half wheel*; the colonel of the fourth: 1. *Forward*

2. *Guide left*, 3. *Column right*; the colonel of the second: *Fours left*; the colonel of the first: *Fours left about*.

At the command *march*, the third and fourth battalions execute *front into line*, as previously explained.

The colonel of the second marches his battalion by the left flank, with the guide to the left, commanding: 1. *Fours left*, in time to add: 2. *MARCH*, when he has unmasked the third battalion by twenty-seven yards, he then immediately gives the commands for forming *right front into line, faced to the rear*.

The first battalion wheels about by fours, upon the completion of which the colonel adds: *Guide left*, and immediately commands: 1. *Column right*, 2. *MARCH*; he then conducts the head of the battalion to a point in front of its *point of rest*, a distance equal to the depth of the column increased by subdivision distance, changes direction to the left, when the guide directs himself twenty-seven yards to the left of the second battalion; the leading subdivision having arrived at subdivision distance from the markers, the colonel gives the commands for forming *right front into line, faced to the rear*.

To form in two lines from column at full distance.

601. The general gives the same commands as in column of fours, and the movement is executed according to the same principles.

Formation of column at full distance into line of battle by two movements.

602. The column at full distance having partly changed direction to the right, to form it into line to the left, the general commands:

1. *Left into line wheel*, 2. *Rear battalions left front into line*, 3. *MARCH*.

At the command *march*, the battalions which have changed direction to the right, execute *left into line wheel*; the rear battalions execute *left front into line*.

If the column has changed direction to the left, the general commands:

1. *Right into line wheel*, 2. *Rear battalions right front into line*, 3. **MARCH**.

To advance by the flank of subdivisions.

603. The general commands:

1. *Companies (divisions or wings)*, 2. *Right forward*, 3. *Fours right*; or, 2. *Left forward*, 3. *Fours left*, 4. **MARCH**, 5. *The second (or such) the battalion of direction*.

At the command *march*, the battalions execute the movement; the colonel of the second battalion and those to its right add: *Guide left*; those to the left: *Guide right*.

The heads of subdivisions maintain themselves, as nearly as possible, abreast of the head of the left subdivision of the directing battalion, and preserve the intervals necessary to form front into line.

The general may prolong by staff-officers, if necessary, the direction in which the guide of the directing battalion should march.

604. To retire by the flank of subdivisions, the general causes the line to face to the rear, and then gives the commands for advancing by the flank of subdivisions.

605. The brigade marching by the flank of subdivisions, marches to the rear; forms column of subdivisions to the right or left, and resumes the march by the flank of subdivisions, by the same means as a battalion, the general add-

ing when marching by the flank of subdivisions: (such) *the battalion of direction*; the colonels add: *Guide left* (or *right*).

606. The brigade being in column of fours, marches by the flank of subdivisions to the right or left, and forms again in column of fours by the same means as a battalion, the general adding when marching by the flank of subdivisions: (such) *the battalion of direction*; the colonels add: *Guide left* (or *right*).

607. The brigade being in column of companies or divisions, marches in column of fours to the front, and reforms in column, by the same means as a battalion. If the column is reformed in quick time, the general halts it when the leading fours have advanced company distance; if executed in double time, he adds: *Guide left* (or *right*).

To form line, marching by the flank of subdivisions.

608. The general commands:

1. *Companies* (divisions or wings), 2. *Right* (or *left*) *front into line*, 3. MARCH, 4. *Battalions*, 5. HALT.

The command *halt* is given when the leading fours have advanced company distance.

If executed by company, or division, in double time, the general commands: (such) *the battalion of direction*, immediately after the command *march*. The colonels add: *Guide centre*.

To advance in double columns of fours.

609. The general commands:

1. *Battalions*, 2. *Double column of fours*, 3. MARCH, 4. *Guide* (right, left, or centre).

At the second command, each colonel adds: 1. *Centre forward*, 2. *Fours left and right*.

The colonels march abreast of the heads of their columns, on the side of the guide, and preserve the intervals necessary for the battalions to reform in line.

610. Advancing in double columns to form line, the general commands:

1. *Battalions*, 2. *Right and left front into line*, 3. MARCH, 4. *Guides*, 5. POSTS.

611. Whenever troops, in line of battle, have to advance for long distances, or over grounds densely wooded, or intersected by fences and other obstacles, the general conducts the march by the flank of wings, or divisions, according to the strength of the battalions.

To play the line into column of masses.

612. In column of masses, the distance between the rear guide of one battalion and the leading guide of the succeeding battalion is always equal to the front of a division of the latter battalion.

613. To play the line into column of masses, in rear of the first division of the first battalion, the general commands:

1. *Column of masses*, 2. *On first division, first battalion*, 3. *Right in front*, 4. MARCH.

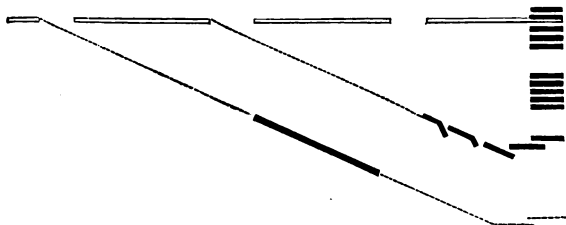
(Pl. 3.) The colonel of the first battalion adds: 1. *Close column on first division*, 2. *Right in front*, 3. *Fours right*; the other colonels add: *Fours right*.

At the command *march*, the first battalion plays into close column in rear of its first division.

The other battalions wheel by fours to the right, upon the completion of which, the leading division of each in-

clines to the right, and is conducted by the field-officer at the head of the column, so as to enter the column at division distance and six yards in rear of the rear division of

Plate 3.



the preceding battalion, the colonel commanding: 1. *Close column on first division*, 2. *Right in front*, in time to add: 3. **MARCH**, when the rear four of the first division is opposite its place in column. At the command *march*, the leading division forms line to the left and advances six yards, when it is halted and dressed to the left, the left guide covering the left guides of the preceding battalion; the other divisions ploy in rear of the first.

614. The general, or staff-officer charged with the execution of his orders, places himself in front of the guide of the directing division, and sees that the guides of the other divisions accurately cover. *This rule is general* for all ployments, whatever the division on which they may be executed.

615. The line may be ployed in front of the first division, first battalion, by the same commands, substituting *left* for *right in front*.

The first battalion plays on its first division, left in front.

The other battalions, after wheeling by fours to the right, incline to the left, and the leading divisions are conducted so as to enter the column at division distance in front of the leading division of the battalion which was next on the right; the leading division of each battalion having arrived opposite its place, the battalion is played into close column, left in front; the left guides face to the rear, and the divisions are dressed to the left.

616. To play the line into column of masses in rear (or front) of the fifth division of the fourth battalion, the general commands :

1. *Column of masses*, 2. *On the fifth division, fourth battalion*, 3. *Left (or right) in front*, 4. MARCH.

The fourth battalion plays into close column on its fifth division, left in front.

The other battalions wheel by fours to the left, incline to the left, and upon entering the column play into close column on the first division, left in front.

617. To play the line into column of masses on an interior battalion, say the third, the general commands :

1. *Column of masses*, 2. *On the first (or fifth) division, third battalion*, 3. *Right (or left) in front*, 4. MARCH.

The directing battalion plays into close column upon its first (or fifth) division, right (or left) in front according to the command.

If the right is to be in front, the battalions to the right wheel by fours to the left and play with the right in front, in front of the directing battalion; the left battalions wheel by fours to the right and play with the right in front in rear of the directing battalion; all the divisions will be dressed

to the left or right, according as the ployment is on the first or fifth division of the designated battalion.

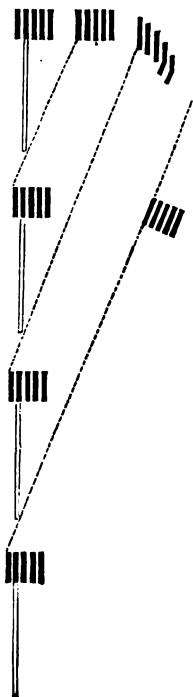
If the left is to be in front, the right battalions wheel by fours to the left and ploy with the left in front, in rear of the directing battalion; the left battalions wheel by fours to the right and ploy with the left in front, in front of the directing battalion.

618. If the brigade be marching in column of fours, the general forms column of masses on the first division, first battalion, with the right or left in front by the same commands and means as when in line, the colonels omitting the commands, *Fours right* or *left*.

619. The colonels will observe that in all the foregoing ployments, whenever the right is to be in front, the heads of battalions incline to the right; when the left is to be in front, the heads of battalions incline to the left.

620. (*Pl. 4.*) In open country, or in the presence of cavalry, the ployment from line into column of masses will habitually be executed by first ploying all the battalions into close column; each colonel, as soon as his battalion finishes its ployment, marches it by the flank to its place in the general column.

Plate 4.



Column of fours to the right or left, and on the right or left into column of masses.

621. The general commands:

1. *To the right* (or left), 2. *Column of masses*, 3. **MARCH.**

Plate 5.



(Pl. 5.) The colonel of the first battalion adds: *To the right, close column of divisions.*

At the command *march*, the leading battalion executes, to the right close column of divisions.

The other battalions execute the same movement successively, each colonel giving the commands so that his leading division shall enter the column at division distance in rear of the point where the rear division of the preceding battalion entered it.

622. To form the column of fours on the right or left into column of masses, the general commands:

1. *On right* (or left), 2. *Column of masses*, 3. **MARCH.**

Plate 6.



(Pl. 6.) The colonel of the first battalion adds: 1. *On right*, 2. *Close column of divisions.*

At the command *march*, the leading battalion executes *on right, close column of divisions*.

The other battalions execute the same movement successively, each colonel giving the commands so that his leading division shall enter the column at division distance beyond the point where the rear division of the preceding battalion entered it.

The staff-officer, charged with the general direction of the guides, sees that they are posted on a line parallel to the direction of the column, and twelve yards from it.

623. The brigade being in line, may be formed in column of masses, facing to the right, or left, by forming column of divisions to the right, or left, and then closing in mass.

To march in column of masses.

624. The column of masses is put in march, and halted, marches by the flank, resumes the march in column, faces to the rear, marches to the rear, and changes direction by the same commands as when at full distance.

To change direction in column of masses from a halt.

625. The general causes a staff-officer to post two markers for the first subdivision of the first battalion, and then commands:

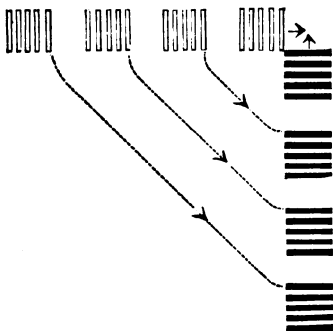
1. *Change direction by the right (or left) flank*, 2. **MARCH.**

(Pl. 7.) The colonels add: *Fours right.*

At the command *march*, the leading battalion changes direction by the right flank.

Each of the other battalions wheels by fours to the right, and is conducted with the guide to the left, by two partial changes of direction to the left, to its position in the new column.

Plate 7.



The staff-officer, charged with the direction of the guides, posts himself in front of the guide of the first subdivision, facing to the rear.

To deploy the column of masses.

626. To deploy the column of masses on the first division, first battalion, the general commands:

1. *On first division, first battalion, deploy column,* 2. *Fours right (or left),* 3. *MARCH.*

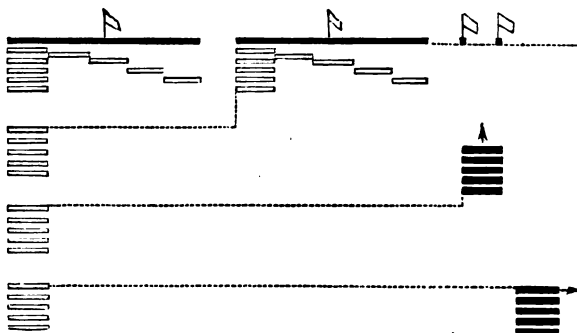
(Pl. 8.) The colonel of the first battalion adds: 1. *On first division deploy column,* 2. *Fours right.*

At the command *march*, the first battalion deploys to the right on its first division.

The other battalions wheel by fours to the right, each colonel adding: *Guide left.*

The second battalion marches by the right flank till its

Plate 8.



rear is opposite its *point of rest*, when it approaches the line by the commands: 1. *Fours left*, 2. **MARCH**, 3. *Guide left*; the colonel commanding: 1. *On first division deploy column*, 2. *Fours right*, in time to add: 3, **MARCH**, when at three yards from the markers. The other battalions conform to what is explained for the second.

627. If the general desires the line to face to the rear after the deployment, he adds the command *faced to the rear*, after *deploy column*. Each battalion executes *on first division deploy column, faced to the rear*.

628. To form line at the rear of the column, facing either to the front or the rear, the general first faces the column to the rear, and then executes the movement as just explained.

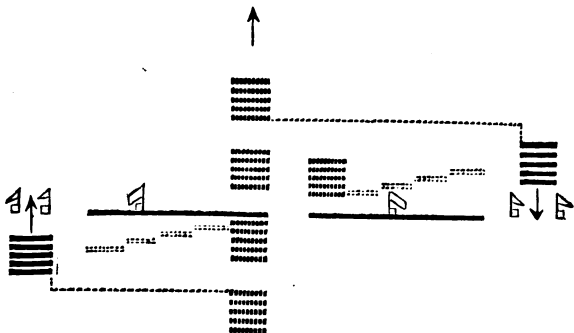
To deploy the column of masses on the head of an interior battalion.

629. The general commands :

1. *On first division, third (or such) battalion, deploy column,* 2. *Fours right and left,* 3. **MARCH.**

(Pl. 9.) The colonel of the third battalion adds: 1. *On first division deploy column,* 2. *Fours left;* the colonel of the fourth adds: *Fours left;* the colonels of the first and second add: *Fours right.*

Plate 9.



At the command *march*, the third and fourth battalions deploy to the left as previously explained.

The first and second battalions march by the right flank till the rear of each is three yards beyond its *point of rest*, when it approaches the line by the commands: 1. *Fours right,* 2. **MARCH**, 3. *Guide right.* As they approach the line the colonels command: 1. *On first division deploy column, faced to the rear,* 2. *Fours left,* in time to add: 3. **MARCH**, when at three yards from the markers.

If the general commands: 3. *Fours left and right,* the

front battalions move to the left, the rear battalions to the right.

630. To deploy in two lines, the general commands:

1. *In two lines*, 2. *At (so many) yards' distance*, 3. *On first division, first and third (or such) battalions, deploy column*, 4. *Fours right (or left)*, 5. **MARCH.**

The first and second battalions deploy to the right as already explained.

If the third battalion is in rear of the second line, it moves forward, and deploys when at the prescribed distance from the first line; the fourth battalion moves by the right flank and deploys on its right, as previously explained.

If the third battalion is in advance of the second line, the colonel wheels it about by fours, and, as soon as his battalion is unmasked by the fourth, moves it to the rear, and when it arrives at the prescribed distance deploys to the left, and facing to the rear, on its rear division.

The fourth battalion moves by the right flank; if in advance of the line, it approaches the line when opposite its *point of rest*, and deploys facing to the rear, as explained for the third battalion; if in rear of the line, the fourth battalion deploys to the right of the third on its leading division.

To ploy into column of battalions.

631. Being in line, the general commands:

1. *Column of battalions, at (so many) yards' distance*, 2. *On first battalion*, 3. *Right (or left) in front*, 4. **MARCH.**

At the third command, the colonel of the first battalion cautions it to stand fast; the other colonels add: *Fours right.*

At the command *march*, the first battalion stands fast, and *orders arms*. The other battalions wheel by fours to the right; the colonel of the second immediately adds: 1. *Column right*, 2. MARCH, marches the prescribed distance to the right, and then changes direction to the left; the leading guide then directs his march parallel to the first battalion; the colors having arrived opposite the colors of the first battalion, the colonel forms line to the left, halts, and then *orders arms*.

The third and fourth battalions incline to the right, and ploy in rear as explained for the second.

If the command be *left in front*, the battalions ploy on the same principles in front of the first.

632. The ployment is similarly executed on the fourth, or on an interior battalion. In the latter case, the battalions to the right of the one designated ploy in its front or rear, according as the right or left is to be in front; those to its left, ploy in its rear or front.

633. Being in column of fours, column of battalions on the first battalion is formed by the same commands as from line. At the command *march*, the leading battalion forms line to the left or right, according as the column of fours is right or left in front, and is halted.

The other battalions incline to the right (or left), and enter the column parallel to, and at the prescribed distance from the one in front, each being formed in line as prescribed for the first, when the centre of the battalion is directly opposite the centre of the battalion next preceding.

To the right or left and on the right or left column of battalions, from column of fours.

634. The column being right in front, the general commands:

1. *To the right (or left) or, 1. On the right (or left) column of battalions, at (so many) yards' distance, 2. MARCH.*

At the first command, the colonel of the first battalion commands: *Column right.*

At the command *march*, the leading battalion changes direction to the right; its left flank having cleared the column by twelve yards, the colonel forms line to the left, and halts. The other battalions enter the column at the prescribed number of yards in rear, or beyond where the battalion next preceding entered, according to the first command, and form in line as prescribed for the first.

The column of fours, left in front, forms column of battalions according to the same principles as when right in front; the battalions wheel into line to the right.

To deploy the column of battalions.

635. Being at a halt, the general commands:

1. *On first battalion deploy column, 2. Fours right (or left), 3. MARCH.*

At the second command, the colonel of the first battalion cautions it to stand fast; the other colonels add: *Fours right.*

At the command *march*, the colonel of the designated battalion gives it a general alignment, the color and general guides facing to the left. The other battalions march by the right flank till opposite their places in line, when they wheel by fours to the left; each colonel, as his battalion approaches the line, halts it, and gives it a general alignment.

636. To deploy on an interior battalion, the general commands:

1. *On (such) battalion deploy column*, 2. *Fours right and left*, 3. MARCH.

At the second command, the colonel of the designated battalion cautions it to stand fast; the colonels in front add: *Fours right*; those in rear: *Fours left*.

At the command *march*, the colonel of the designated battalion gives it a general alignment, the color and general guides facing to the right; the battalions in rear deploy to the left, as already explained; the battalions in front move by the right flank till each has unmasked the battalion next to it by twenty-seven yards, when it wheels by fours to the right, crosses the line, wheels by fours to the right about, halts, and is then given a general alignment.

If the second command be *fours left and right*, the front battalions deploy to the left, the rear battalions to the right.

Formation of line of masses.

637. In all formations into line of masses, whether by a simultaneous or successive movement, the field-officer at the head of each battalion posts two markers for the leading subdivision. The interval between battalions in line of masses is twenty-four yards.

The markers face the point of rest, and retire at the command: 1. *Guides*, 2. *Posts*, from the general, which completes the movement.

638. In all formations into line of masses, the divisions of each battalion are dressed toward the *point of rest*.

639. The brigade being in line, to form line of masses on the first division, first battalion, the general commands:

1. *Line of masses on first division, first battalion*, 2. MARCH.

(Pl. 10.) The colonel of the first battalion adds: 1. *Close column on first division*, 2. *Right in front*, 3. *Fours right*; the other colonels add: *Fours right*.

At the command *march*, the first battalion forms in close column on its first division, right in front.

Plate 10.



The other battalions march by the right flank, and, when the head of each arrives at twenty-seven yards from the flank of the second division of the battalion preceding, it is formed in close column on its first division, right in front; the colonel giving the same commands as the colonel of the first, omitting *fours right*.

640. Line of masses is formed on the fifth division, fourth battalion, according to the same principles; each battalion wheels by fours to the left, and forms close column, left in front.

641. Line of masses may also be formed on the first division of an interior battalion, in which case the designated battalion plays right in front, as will also, at the proper time, the battalions to its left; the battalions to the right play left in front.

642. Line of masses may also be formed from line, by first plying the battalions in mass. Each colonel, as soon as the ployment is completed, marches his battalion by the flank to its proper position in line, and dresses it toward the designated battalion.

643. The brigade being in column of fours, to form line of masses on the first division, first battalion, the general gives the same command as from line, and the movement is executed in the same manner, except that the colonels omit the command, *Fours right* (or *left*). The battalions

ploy right or left in front, according as the column of fours is right or left in front.

Being in column of fours, to form line of masses to the front.

644. Being in column of fours, right in front, the general commands :

1. *Right front into line of masses*, 2. MARCH.

(Pl. 11.) At the first command, the colonel of the first battalion adds: *To the right close column of divisions*; the other colonels add: *Column half right*.

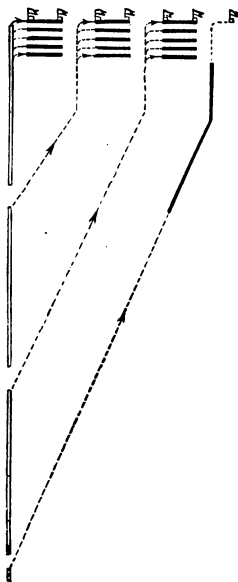
At the command *march*, the first battalion forms to the right close column of divisions.

Each of the other colonels conducts the head of his battalion sufficiently far to the right to execute to the right close column of divisions, leaving the interval of twenty-four yards between the flank of his battalion and the one next in front.

645. Left front into line of masses is executed in the same manner, except that the rear battalions break to the left.

646. To form line of masses facing to the rear, the general commands :

Plate 11.



1. *Right (or left) front into line of masses, faced to the rear,*
2. MARCH.

(Pl. 12.) At the first command, the colonel of the first battalion adds: *On the left close column of divisions*; the other colonels add: *Column half right.*

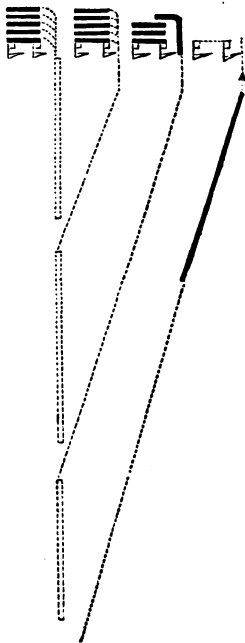
At the command *march*, the leading battalion executes *on the left close column of divisions*.

Each of the other colonels conducts the head of his battalion sufficiently far to the right to enable him to execute *on the left close column of divisions* and leave an interval of twenty-four yards between his battalion and the one preceding.

647. Left front into line of masses, faced to the rear, is executed in the same manner, except that the rear battalions break to the left.

648. If the column of fours be left in front, line of masses is formed in a similar manner. If formed facing to the front, the battalions execute *to the left close column*, instead of *to the right*. If to the rear, they execute *on the right*, instead of *on the left*.

Plate 12.



Column of fours on the right or left into line of masses.

649. The column of fours being right in front, and in march, the general commands :

1. *On right (or left) into line of masses*, 2. MARCH.

At the first command, the colonel of the first battalion adds: *Column right*.

At the command *march*, the first battalion changes direction to the right; the colonel commanding: 1. *To the right, close column of divisions*, in time to add, 2. MARCH, when the head of the column has marched a distance to the right equal to the depth of the column in mass and twelve yards.

Each of the other battalions passes beyond the battalion preceding, and executes the movement as explained for the first, preserving the interval of twenty-four yards between battalions.

If the left be in front, the movement is executed in the same manner, except that each battalion executes *to the left*, instead of *to the right close column of divisions*.

In line of masses, the colonel places himself twelve yards from the flank of the leading subdivision and on the side toward which the divisions are dressed.

To advance in line of masses.

650. The general commands :

1. *The second (or such) the battalion of direction*, 2. *Forward*, 3. MARCH.

At the second command, the colonel of the designated battalion and those to its right add: *Guide left*; those to its left: *Guide right*.

The leading guide of the designated battalion marches

straight to the front; the leading guides of the other battalions march abreast of him, preserving the interval of twenty-four yards from the battalion next toward the one of direction.

To halt the line of masses, and to align it.

651. The general commands:

1. *Battalions*, 2. **HALT.**

If necessary to rectify the line, the general assures the markers of the right or left battalion on the desired direction, and then commands:

Guides on the line.

At this command, the field officer at the head of each battalion posts two markers covering and facing those established by the general, which being done, the colonels command: 1. *Right* (or *left*), 2. **DRESS**, according as the *point of rest* is to the right or left.

652. At the command *dress*, the leading division of each battalion dresses up against the markers; the other divisions dress upon their guides as soon as established at the distance of six yards. Each chief having aligned his division, commands: **FRONT.** *This rule for dressing a battalion in mass is general.*

653. The alignment ended, the general commands: 1. *Guides*, 2. *Posts*, at which the markers retire.

To face the line of masses to the rear, and to march it to the rear.

654. The general commands:

1. *Face to the rear*, 2. *Fours right* (or *left*) *about*, 3. **MARCH.**

The colonels command: 1. *Battalion*, in time to add: 2. *HALT*, the instant the about is completed.

To march to the rear, the general commands:

1. *Continue the march*, 2. *Fours right (or left) about*, 3. *MARCH*, 4. (Such) *the battalion of direction*.

The colonel of the designated battalion and the colonels to its right add: *Guide left*; the other colonels add: *Guide right*.

To change front in line of masses.

655. Being in line of masses, at a halt, the general commands:

1. *Change front on first (or fourth) battalion*, 2. *MARCH*.

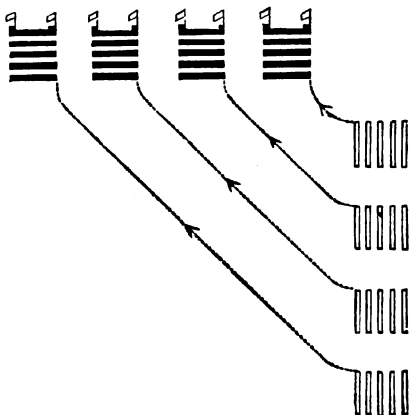
(Pl. 13.) At the first command, the colonel of the right battalion adds: 1. *Forward*, 2. *Guide right*, 3. *Column right*; the other colonels add: 1. *Forward*, 2. *Guide right*, 3. *Column half right*.

At the command *march*, the right battalion changes direction to the right, the colonel commanding: 1. *Battalion*, in time to add: 2. *HALT*, the instant the rear division completes its change of direction.

At the command *halt*, the field-officer at the head of the column establishes two markers three yards in front of the first division, on the direction indicated by the staff-officer, which being done, the colonel commands: 1. *Right*, 2. *DRESS*.

The other battalions change direction half right and direct themselves so that by another change of direction half right, the leading division of each, when at twenty-four yards from the line established by the markers of the right battalion, shall be parallel to it; arrived at three yards from

Plate 13.



the markers established by the field-officer at the head of the column, each colonel halts his battalion and commands :

1. *Right*, 2. *DRESS*.

The movement ended, the general commands :

1. *Guides*, 2. *POSTS*.

If marching, the colonels omit the command *forward*, adding : *Guide right*, if the guide is not already there ; the movement is completed as before.

To march the line of masses by the flank.

656. The general commands :

1. *Fours right (or left)*, 2. MARCH, 3. *Guide (right or left)*.

At the command *march*, each battalion wheels by fours to the right.

The right or left division of each battalion, according to the guide, preserves the distance of twenty-four yards from the corresponding division of the preceding battalion.

The line of masses marching by the flank, to change direction.

657. The general commands :

1. *Change direction to the right (or left)*, 2. MARCH.

At the command *march*, the leading battalion changes direction to the right ; the other battalions, by command of their colonels, change direction on the same ground as the first.

In line of masses marching by the flank, to form line of masses to the right or left.

658. The general commands :

1. *Fours right (or left)*, 2. MARCH.

The colonels command : 3. *Battalion*, in time to add : 4. HALT, the instant the fours unite in line.

659. To move forward without halting, the general commands :

1. *Continue the march*, 2. *Fours right (or left)*, 3. MARCH,
4. (Such) *the battalion of direction*.

The colonel of the designated battalion and the colonels to its right add : *Guide left* ; the others add : *Guide right*.

Being in line of masses, to take deploying intervals.

660. Being at a halt, the general commands :

1. *On first battalion take deploying intervals*, 2. **MARCH.**

At the first command, the field-officer of the first battalion posts the markers three yards in front of the first division; the colonel cautions the battalion to stand fast; the other colonels add: *Fours left*.

At the command *march*, the colonel of the first battalion commands: 1. *Right*, 2. **DRESS.** The other battalions march by the left flank, each colonel adding: *Guide right*; the colonel of the second commands: 1. *Fours right*, in time to add: 2. **MARCH**, when the battalion has marched by the left flank a distance equal to the front of four divisions of the first battalion, halts the battalion as the fours unite in line, and then dresses it to the right; the first division is aligned against the markers, who cover those of the first battalion.

The other battalions are established on the line, as explained for the second, when each has marched beyond the battalion succeeding, a distance equal to the front of four divisions of that battalion increased by twenty-four yards.

The movement ended, the general commands :

1. *Guides*, 2. **POSTS.**

661. If the fourth battalion be designated, the battalions march by the right flank, and are dressed to the left.

(Pl. 14.) If an interior battalion be designated, that battalion and the one next on its left stand fast, and are dressed respectively to the left and right; the battalions to the

right move by the right flank, those to the left by the left flank, and take their intervals as already explained.

Plate 14.



663. If the line is to be established in front of the directing battalion, the general causes the markers of this battalion to be established by a staff-officer, and then commands :

1. *Forward on* (such) *battalion take deploying intervals,*
3. MARCH.

Each colonel moves his battalion by the shortest line, taking the same intervals on the march as in extending by the flank.

Being in line of masses at deploying intervals, to deploy masses.

664. Being at a halt, the general commands :

1. *Deploy masses,* 2. MARCH, 3. *Guides,* 4. POSTS.

At the first command, the colonels add : 1. *On the first division, deploy column,* 2. *Fours left* (or *right*), according as the intervals were extended on the first or fourth battalion.

At the command *march*, the battalions deploy, the fourth command being given on the completion of the movement.

665. If the intervals were extended on an interior bat-

talion, the colonel of that battalion and the battalions to its right command: 1. *On the fifth division, deploy column*, 2. *Fours right*; the colonels to the left command: 1. *On first division deploy column*, 2. *Fours left*.

The masses being at deploying intervals, to close intervals.

666. Being at a halt, the general commands?

1. *On (such) battalion, close intervals*, 2. **MARCH**.

At the first command, the markers of the designated battalion are posted three yards in front of its first division; the colonel cautions it to stand fast; the colonels to the right add: *Fours left*; those to the left, excepting the colonel of the battalion next to the one designated, should it be already at twenty-four yards, add: *Fours right*.

At the command *march*, the colonel of the designated battalion dresses it to the left; the other battalions close intervals to twenty-four yards, and are dressed to the left or right, according as they are to the right or left of the designated battalion.

The movement ended, the general commands:

1. *Guides*, 2. **POSTS**.

If a flank battalion be designated, all the battalions are dressed to the right or left, according as it is on the right or left.

To form line of masses into column of masses.

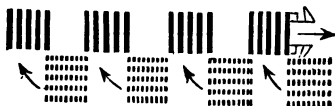
I. *To the right or left*.

667. Being at a halt, the general commands:

1. *Battalions*, 2. *Change direction by the left (or right) flank*, 3. **MARCH**, 4. *Guides*, 5. **POSTS**.

(Pl. 15.) At the second command, the field-officer at the head of each battalion posts the markers for changing direction by the left flank; the colonels add: *Fours left*.

Plate 15.



At the command *march*, each battalion changes direction by the left flank.

II. To the front or rear.

668. Being at a halt, to form column of masses to the front, the general commands:

1. *Column of masses, on (such) battalion,* 2. *Right (or left) in front,* 3. *MARCH.*

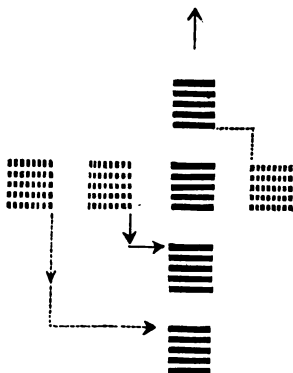
(Pl. 16.) At the second command, the colonel of the designated battalion cautions it to stand fast; the colonels to its right add: 1. *Forward*, 2. *Guide left*; those to the left: *Fours left about*.

At the command *march*, the colonel of the directing battalion commands: 1. *Left*, 2. *DRESS*, and sees that the guides are perpendicular to the line of masses.

Each of the right battalions marches to the front, its colonel giving the command: 1. *Fours left*, in time to add: 2. *MARCH*, when his rear division has advanced beyond the leading division of the battalion next on the left, a distance three yards less than the front of a division of that battalion. Arrived at three yards from the line of the guides of

the column, the colonel wheels the battalion by fours to the right, halts it as the fours unite in line, and commands: 1. *Left*, 2. DRESS; and afterward: 1. *Guides*, 2. ABOUT, 3. FACE.

Plate 16.



Each of the left battalions wheels by fours to the left about, the colonel adding: *Guide left*, and marches to the rear, the colonel commanding: 1. *Fours left*, in time to add: 2. MARCH, 3. *Guide left*, when opposite its place in column. Arrived on the line of guides, the chiefs of division halt, and, when the rear of their divisions approach them, the colonel wheels the battalion by fours to the left, halts it as the fours unite in line, and then dresses it to the left.

The field-officer at the head of each battalion moves in

advance, to indicate the point where the battalion moves by the flank, in order to enter the column.

If a flank battalion be designated, all the battalions are dressed to the left or right according as the right or left is to be in front.

669. To form column of masses facing to the rear, the general first causes the battalions to face to the rear, and then gives the same commands as for forming to the front.

Formation from column of masses into line of masses.

I. *To the right or left.*

670. Being at a halt, the general first causes the guides to cover, and the battalions to be dressed toward that flank by which the movement is to be executed; he then commands:

1. *Battalions*, 2. *Change direction by the left (or right) flank*, 3. *MARCH*.

At the second command, the field-officer at the head of each battalion posts the markers for changing direction by the left flank. The colonels add: *Fours left*.

At the command *march*, each battalion changes direction by the left flank.

II. *On the right or left.*

671. Being in march, the general commands:

1. *On right (or left) into line of masses*, 2. *MARCH*.

At the first command, the colonel of the first battalion adds: *Column right*.

At the command *march*, the first battalion changes direction to the right; its rear subdivision having completed

its change of direction, the colonel commands: 1. *Battalion*, 2. *HALT*, 3. *Right*, 4. *DRESS*.

Each of the other battalions passes beyond the wheeling point of the one preceding, and is then established on the line as explained for the first.

III. *To the front.*

672. Being at a halt, the general commands:

1. *Right (or left) front into line of masses*, 2. *MARCH*.

(Pl. 17.) At the first command, the colonel of the first battalion cautions it to stand fast; the colonels of the other battalions add: *Fours right*.

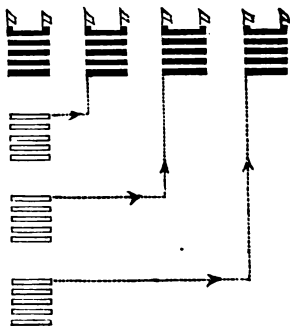
At the command *march*, the colonel of the first battalion commands: 1. *Left*, 2. *DRESS*, the first division moving forward three yards, and dressing upon the markers.

The other battalions move by the right flank till opposite their places in line, when they move by the left flank with the guide to the left. Arrived at three yards from the markers, each colonel halts his battalion and dresses it to the left.

To deploy column of masses into line of masses on an interior battalion.

673. Being at a halt, the general commands:

Plate 17.



1. *On third (or such) battalion,* 2. *Right (or left) front into line of masses,* 3. **MARCH.**

At the second command, the colonel of the designated battalion cautions it to stand fast; the colonels in front add: *Fours left*; those in the rear: *Fours right*.

At the command *march*, the colonel of the designated battalion commands: 1. *Left*, 2. **DRESS**; the rear battalions form right front into line of masses as already explained; the second battalion marches by the left flank till it unmask the third by twenty-seven yards, when the colonel marches it by the left flank with the guide to the left. The battalion having marched three yards across the line, the colonel wheels it by fours to the left about, halts, and dresses it to the right.

The first battalion conforms to what is explained for the second.

The field-officers who establish the markers for the front battalions place them sufficiently far apart to permit the divisions to pass between them. The rear division having crossed the line, the rear marker closes in so as to be opposite one of its left files.

A staff-officer, in the deployments from column into line of masses, places himself at the *point of rest*, and sees that the markers are posted covering those first established.

674. The formation of troops from line of battle, or from column of fours, into line of masses, or into column of masses, the movements incident to line of masses and column of masses, and the deployment of troops from line of masses or column of masses into line of battle, should be made not only thoroughly familiar to the colonels, but the general, by frequent practice, should enable himself to concentrate his troops in any position, and to form his line facing in any direction, with the utmost celerity. He

should likewise note the time required for the various movements, so that in the presence of the enemy he may command with composure, and cause all movements to be executed with calmness both by the officers and men.

To close the column on the leading division.

675. Being in column of divisions at full distance and at a halt, the general commands:

1. *Close in mass*, 2. *Guide right (or left)*, 3. **MARCH.**

At the second command, all the colonels, except the colonel of the leading battalion, add: 1. *Forward*, 2. *Guide right*.

At the command *march*, the leading battalion closes in mass.

Each of the other battalions, by command of its colonel, closes upon its leading subdivision, when it arrives at subdivision distance from the rear of the battalion next preceding. The field-officer at the head of the column moves in advance to designate this point, and afterward assures the guides, placing himself in their rear as they successively arrive.

If the column be in march, the general omits the command for the guide; if in quick time, the leading subdivision halts; if in double time, or in quick time and the command be *double time*, it marches in quick time; the other subdivisions take the quick time successively as they close to six yards.

To close column on the rearmost division.

676. The general commands:

1. *On fifth division, fourth battalion*, 2. *Close in mass*,
3. *Fours right (or left) about*, 4. **MARCH.**

The colonel of the fourth battalion adds: 1. *On fifth division close in mass*, 2. *Fours right about*.

At the command *march*, all the colonels add: *Guide right*; the fourth battalion closes on its fifth division.

The other battalions wheel by fours to the right about and continue the march; the colonel of the third commands: 1. *Close in mass*, in time to add: 2. MARCH when the first division is at division distance from the fourth battalion; at the command *march*, the first division, whether marching in quick or double time, halts, and, when the rear company has closed, the colonel commands: 1. *Fours right about*, 2. MARCH, 3. *Battalion*, 4. HALT.

The other battalions close as explained for the third.

The field-officer at the head of each battalion, after wheeling about by fours, moves in advance to indicate the point where the leading division is to rest.

677. Being at a halt, the column may be closed on the first division of any interior battalion, by the commands:

1. *On the first division third (or such) battalion*, 2. *Close in mass*, 3. *Guide right (or left)*, 4. MARCH.

At the third command, the colonel of the third battalion adds: 1. *Close in mass*, 2. *Guide right*; the colonel of the fourth adds: 1. *Forward*, 2. *Guide right*; the colonels of the first and second command: *Fours left about*.

At the command *march*, the designated battalion and those in rear close as on the head of the column.

The first and second battalions wheel by fours to the left about, each colonel adding: *Guide left*, and then close as on the rearmost division

If in march, the general omits the command for the guide; the leading battalions wheel about to the side opposite the guide, and complete the movement as before.

678. A column of companies closes distances as explained for a column of divisions.

Being in column of masses, to take distances.

679. Being at a halt, the general commands :

1. *Take wheeling distance*, 2. *Guide right (or left)*, 3. MARCH.

At the second command, all the colonels, except the colonel of the first battalion, caution their battalions to stand fast.

At the command *march*, the leading battalion takes wheeling distance; the other battalions, by command of their colonels, take wheeling distance, when the leading subdivision is at subdivision distance and twenty-four yards from the rear subdivision of the battalion preceding.

If the column be in march, the general gives the same commands, omitting the command for the guide.

If marching in quick time, the colonels of the rear battalions halt them at the command *march*, and then take distance as before.

If marching in quick time, and the command be *double time*, the colonels of the rear battalions caution them to continue the march in quick time, and at the proper time command: 1. *Take wheeling distance*, 2. *Double time*, 3. MARCH.

If marching in double time, the colonels of the rear battalions, at the preparatory command of the general, add: *Quick time*, and complete the movement as above.

680. Being at a halt, to take distances on the rear of the column, the general commands:

1. *On fifth division, fourth battalion, take wheeling distance*, 2. *Guide right (or left)*, 3. MARCH.

The colonel of the fourth battalion commands: 1. *Take wheeling distance*, 2. *Guide right*; the other colonels command: 1. *Forward*, 2. *Guide right*.

At the command *march*, the leading guide of the column moves straight to the front, and the others follow accurately in his trace. The fourth battalion executes the movement, the colonel commanding: 1. *Battalion*, in time to add: 2. **HALT**, the instant the rear company has its distance.

The colonel of the third battalion halts it, the instant his rear subdivision gains subdivision distance and twenty-four yards from the fourth battalion; he then commands: 1. *Take wheeling distance*, 2. **MARCH**, and, when distances are taken, halts the battalion as explained for the fourth.

The colonels of the first and second battalions conform to what is prescribed for the colonel of the third.

If the column be in march, in quick or double time, the colonel of the fourth battalion halts it at the command *march*, and then gives the commands for taking distances at the gait at which the column is marching.

681. The general may cause each battalion to wheel into line, upon gaining wheeling distance.

682. Being at a halt, to take distances on an interior battalion, the general commands:

1. *On fifth division, (such) battalion, take wheeling distance*, 2. *Guide right (or left)*, 3. **MARCH**.

At the second command, the colonel of the designated battalion adds: 1. *Take wheeling distance*, 2. *Guide right*; the colonels in front command: 1. *Forward*, 2. *Guide right*; those in rear: *Fours left about*.

The front battalion executes the movement as just explained.

The rear battalions having wheeled about by fours,

each colonel adds: *Guide left*, and having gained wheeling distance, as explained for the front battalions, he causes his battalion to face in the original direction by the commands: 1. *Fours left about*, 2. MARCH, 3. *Battalion*, 4. HALT.

683. A column of companies takes distance as explained for a column of divisions.

Being in column of divisions, to break into companies.

684. Being at full distance, the general commands:

1. *Right (or left) by companies*, 2. MARCH.

At the command *march*, each battalion executes the movement, the colonel adding: *Guide left*.

Being in column of companies, to form divisions.

685. Being at full distance, the general commands:

1. *Form divisions*, 2. *Right (or left) oblique*, 3. MARCH, 4. *Battalions*, 5. HALT.

At the command *march*, each battalion executes the movement; the fifth command is given, when the left companies have advanced company distance.

If marching in double time, or in quick time, and the command be *double time*, the colonels, as soon as divisions are formed, command the guide on the same side as before the movement.

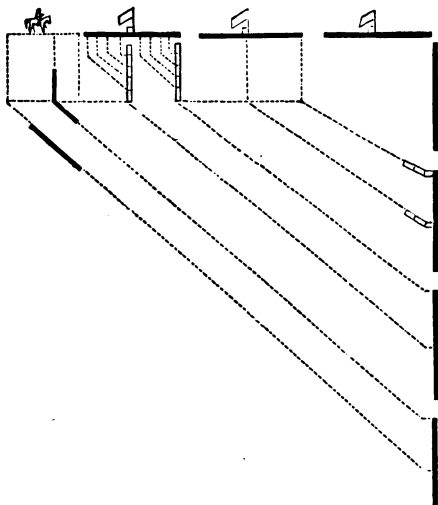
Changes of front.

686. To execute a change of front, greater than forty-five degrees, on the first battalion, the general indicates the direction to a staff-officer, who posts two markers for the first battalion; the general then commands:

1. *Change front on first battalion, 2. MARCH.*

(Pl. 18.) At the first command, the colonel of the first battalion adds: 1. *Change front on first company, 2. Com-*

Plate 18.



panies right half wheel; the other colonels add: 1. Wings, 2. Right forward, 3. Fours right.

At the command *march*, the first battalion changes front on its right company.

The other battalions move forward by the right of wings, the colonel conducting the right wing, the field-officer of the left wing, the left; the head of each wing, without regulating by the other, takes the shortest line to a point in rear, and distant from its *point of rest*, equal to the depth of the wing in column of fours; arrived at this point, the wings incline to the right, and when at company distance from the line, by the commands of the colonel and field-officer, form *left front into line*.

The wings having executed this movement, the colonel orders the color and general guides on the line, and then dresses the battalion on the centre.

Should there be no field-officer except the colonel, he gives the commands for each wing to form front into line.

687. If the brigade be in two lines, the third battalion moves to its position by the left flank; the fourth battalion moves by the left flank or by the right of wings according to the greater or less distance between the lines.

688. The change of front on fourth battalion is similarly executed; the fourth battalion changes front on its left company. The other battalions move forward by the left of wings, and form right front into line.

689. If the general desires the line to face to the rear after changing front, he commands:

1. *Change front on first battalion, faced to the rear, 2.*
MARCH.

The first battalion executes *change front on first company, faced to the rear*; the wings of the other battalions execute *left front into line, faced to the rear*.

Change front on fourth battalion, faced to the rear, is similarly executed.

690. To execute a change of front to the rear of the

line, the general causes the line to face to the rear, and then gives the commands for changing front as before.

691. In changing front, the battalions may be ployed into double column instead of moving forward by the right or left of wings, the colonels adding, to the preparatory command of the general, the commands: 1. *Double column*, 2. *Fours left and right*.

Each battalion being in column, moves at the prescribed gait toward the new line, which it approaches perpendicularly, and, when it arrives at three yards from the line, the battalion is deployed on the markers covering those established for the directing battalion.

Central change of front.

692. The general commands:

1. *Change front on second (or such) battalion*, 2. *Right (or left) wing forward*, 3. *MARCH*.

At the second command, the colonel of the second battalion adds: 1. *Change front on tenth company*, 2. *Companies left half wheel*; the colonels to the right add: 1. *Wings*, 2. *Left forward*, 3. *Fours left*; the colonels to the left: *Fours left about*.

At the command *march*, the first and second battalions execute the movement as previously explained. The colonel of the third, on completing the about, adds: *Guide centre*, and, when the battalion has marched twenty-four yards to the rear, executes *change front on tenth company, faced to the rear*; the markers are posted covering those of the second battalion. The colonel of the fourth, on completing the about, adds: 1. *Wings*, 2. *Left forward*, 3. *Fours left*, the wings at the proper time executing *right front into line, faced to the rear*.

To change front less than forty-five degrees.

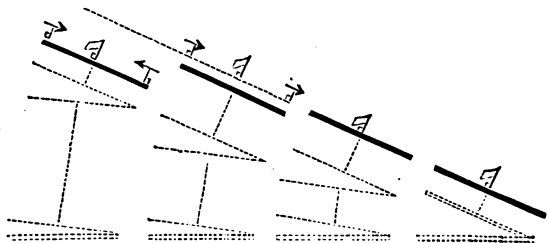
693. The general indicates the direction to a staff-officer, who posts markers as before, and then commands :

1. *Oblique change front on first (or such) battalion, 2. MARCH.*

(Pl. 19.) At the first command, all the colonels add : *Battalion right wheel.*

At the command *march*, the first battalion wheels till its front is parallel in the new line, when the colonel moves it forward and halts it at three yards from the

Plate 19.



markers; he then orders his colors and general guides on the line, who being established by the staff-officer, he orders his guides on the line and dresses the battalion on the centre.

Each of the other colonels, as soon as his battalion is sufficiently disengaged, commands : 1. *Forward*, 2. *MARCH*, and conducts it by alternate wheels and marches to the front, so as to approach parallel to the line ; halts it when

at three yards from the markers, and dresses it as prescribed for the first.

694. In the different changes of front, and in all formations in line, strength of position will be preferred to accuracy of alignment. Colonels should be required to exercise their judgment in selecting positions most favorable to long range and efficacy of fire.

Order in echelon.

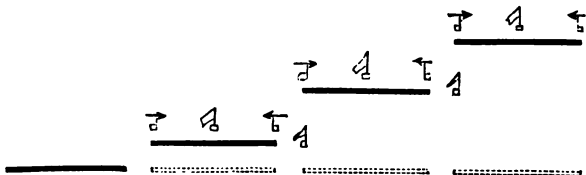
695. Being in line, at a halt, to advance by echelon, the general commands :

1. *Battalions from the right (or left),* 2. *At (so many) yards' distance,* 3. *Front into echelon,* 4. *MARCH.*

At the third command, the colonel of the first battalion adds: 1. *Forward,* 2. *Guide centre.*

(*Pl. 20.*) At the command *march*, the first battalion moves forward; when it has advanced the specified dis-

Plate 20.



tance, the colonel of the second puts his battalion in march, and so on to the left of the line.

A marker, in each rear battalion, marches on a line with its front rank, and directly in rear of the guide on the left of the battalion preceding.

Each colonel preserves the interval of twenty-four yards between the marker and the right of his battalion, and sees that it observes all the principles of the march in line.

696. If marching, the first battalion continues the march; the other battalions are halted by their colonels, and resume the march when at the specified distance.

697. To march in echelon to the rear, the general causes the line to wheel about by fours, and then gives the same commands as for advancing in echelon.

To halt the brigade marching in echelon.

698. The general commands :

1. *Battalions*, 2. HALT.

699. To resume the march, the general commands :

1. *Forward*, 2. MARCH.

At the first command, each colonel adds: *Guide centre.*

Marching in echelon, to face to the rear and to march to the rear.

700. The general commands :

1. *Face to the rear*, 2. *Fours right (or left) about*, 3. MARCH.

The colonels command : 1. *Battalion*, in time to add : 2. HALT, the instant the about is completed.

To march to the rear, the general commands: 1. *Continue the march*, 2. *Fours right (or left) about*, 3. MARCH; each colonel on completing the about adds: *Guide centre.*

The leading battalion is the battalion of direction, and

a marker is posted for each rear battalion as when marching in advance.

701. The brigade being in echelon, marches by the flank, and resumes the march in echelon, by the same commands as when in line, except that the general omits the command, (such) *the battalion of direction*.

702. To face the echelon to the right (or left), the general commands :

1. *Battalions*, 2. *Change front on first (or tenth) company*,
3. MARCH.

At the second command, each colonel adds: *Companies right half wheel*, and, at the command *march*, each battalion changes front.

To reform the line.

703. Being at a halt, the general commands :

1. *Form line on first battalion*, 2. MARCH.

At the first command, the colonel of the first battalion cautions it to stand fast; the other colonels add: 1. *Forward*, 2. *Guide centre*.

At the command *march*, the colonel of the first battalion gives it a general alignment, the color and general guides facing to the right.

The other battalions are halted successively at three yards from the line, and dressed as explained for the first.

If in march, the colonel of the first battalion halts it at the command *march*, and the movement is completed as before.

704. If a central battalion be designated, that battalion and those in rear execute the movement as just explained; the battalions in front march to the rear, pass three yards

beyond the line, wheel about by fours, and are dressed as explained for the other battalions.

705. Being at a halt, to form echelon by two battalions, the general commands:

1. *By two battalions from the right,* 2. *At (so many) yards' distance,* 3. *Front into echelon,* 4. MARCH.

At the command *march*, the two battalions on the right are put in march, the right being that of direction; the next two follow as soon as the first have marched echelon distance.

Passage of defiles.

706. In all passages of defiles, artillery, if possible, is so posted as to bring a converging fire on the enemy's approach, thereby enabling the infantry to form or withdraw under its cover.

In passing a defile to the front, the advance of the troops is covered by skirmishers supported by strong reserves. The battalions, in column of fours, pass the defile in the order designated by the general, two battalions, when possible, marching abreast. On emerging from the defile, the battalions form line under the immediate direction of the general; the flank battalions being so posted as to prevent the enemy from passing between them and the entrance to the defile.

To pass a defile in rear, the line is formed facing the enemy; the battalions, under the protection of a strong skirmish line supported by reserves, are then withdrawn in the order designated by the general; the movement begins with the battalion farthest from the entrance to the defile, each battalion moving by the flank nearest the defile. On emerging from the defile, the line is formed on

ground previously indicated by the general, and the skirmishers are withdrawn in the same order as the battalions.

Passage of lines in action.

707. Whenever a brigade is to relieve a line of troops engaged, it forms line, under cover, three or four hundred yards in rear, and then advances. Upon its approach, the old line, previously notified, lies down, and allows the new line to pass over it.

The passage having been effected, the new line halts, and the old line retires, either in line or by the flank of subdivisions.

If the second line is to relieve another retiring, it lies down, upon the approach of the first line, allows the first to pass over it, then rises and opens fire.

708. When not in the presence of the enemy, the passage of lines may be executed in the following manner:

Upon the approach of the second line to the first, the general commands: *Pass the line in front*, and then causes the second line to break by the right or left of divisions to the front; the chiefs of division in the first line immediately break two fours to the rear, so as to permit the passage of the divisions of the second line, which being effected, the general causes them to execute front into line; the fours broken to the rear in the first line return to their places.

To pass from double rank into single rank.

709. The brigade being in line, at a halt, to pass from double into single rank, on any battalion, say the second, the general sends staff-officers to prolong the line to the right and left, and then commands:

1. *On second battalion form single rank*, 2. **MARCH.**

At the first command, the colonel of the second battalion adds: 1. *Form single rank*, 2. *Fours right*; the other colonels add: *Fours right*.

At the command *march*, all the battalions wheel by fours to the right; the colonel of the second, as soon as it has single-rank distance, forms it in line to the left, orders the color and general guides on the line, and then dresses it on the centre.

The colonel of the first battalion commands: 1. *Form single rank*, in time to add: 2. **MARCH**, the instant the second battalion has its distance. The battalion having taken single-rank distance, the colonel forms line to the left, and aligns it as explained for the second; the color and general guides face to the left.

The third and fourth battalions having wheeled by fours to the right, the colonels command: 1. *Battalion*, 2. **HALT**, 3. *Battalion*, 4. **ABOUT**, 5. **FACE**; the colonel of the third commands: 5. *Form single rank*, 6. **MARCH**. The battalion having taken single-rank distance, the colonel halts it, faces it about, forms it in line to the left, and then aligns it as explained for the second; the color and general guides face to the right.

The colonel of the fourth battalion, having faced his battalion about, puts it in march, and, when the third battalion halts, he gives the commands for forming in single rank, as explained for the third battalion.

If a flank battalion be designated, all the battalions wheel by fours to the *right* or *left*, according as the designated battalion is on the left or right.

To form single rank from column of companies or divisions.

710. The general commands :

1. *Form single rank*, 2. *Fours right (or left)*, 3. MARCH.

At the command *march*, each battalion forms in single rank.

711. The brigade being in column of fours, to form in single rank on the right (or left) into line, the general commands :

1. *In single rank*, 2. *On right (or left) into line*, 3. MARCH.

At the command *march*, the first battalion executes the movement; the others execute it successively on arriving opposite their *points of rest*.

712. The brigade being in column of fours, to form right front into line in single rank, the general commands :

1. *In single rank*, 2. *Right (or left) front into line*, 3. MARCH.

At the command *march*, the first battalion executes the movement; the other battalions execute it successively when the leading companies arrive at company distance from their *points of rest*.

To form front into line faced to the rear, the general adds the command *faced to the rear* after the command, *front into line*.

Movements in single rank.

713. A brigade for operating in single rank is always conducted to and from the scene of action in double rank.

The brigade being in single rank, executes the movements prescribed for double rank by the same commands and means.

There are many movements not laid down in single rank which the skill of the general should suggest, and it

should be his aim to develop his line from double into single rank in any direction.

To pass from single rank into double rank.

714. The brigade being in line, in single rank, with the front-rank men on the right of the rear-rank men and at a halt, to form double rank on any battalion, say the third, the general commands:

1. *On third battalion form double rank*, 2. MARCH.

At the first command, the colonel of the third battalion adds: 1. *Form double rank*, 2. *Fours right*; the other colonels add: *Fours right*.

At the command *march*, all the battalions wheel by fours to the right; the third immediately closes to double-rank distance, upon its leading rank of four; the colonel then forms line to the left, orders the color and general guides on the line, and dresses the battalion on the centre.

The colonel of the fourth battalion commands: 1. *Form double rank*, in time to add, 2. MARCH, as soon as the third closes, and then forms his battalion in line as explained for the third; the color and general guides face to the right.

The first and second battalions having wheeled by fours to the right, each colonel commands: 1. *Battalion*, 2. HALT, 3. *Battalion*, 4. ABOUT, 5. FACE. The battalion having faced about, the colonel of the second commands: 1. *Form double rank*, 2. MARCH; the colonel of the first commands: 1. *Forward*, 2. MARCH, adding: 1. *Form double rank*, in time to add: 2. MARCH, as soon as the second has closed. Each battalion having closed, its colonel faces it about and forms line as explained for the third; the color and general guides face to the left.

Should the front-rank men be on the left of the rear-rank men, the column of fours is formed to the left, after

which, as well as after having closed to double-rank distance, the battalions to the left of the one designated are faced about, and then form line to the right.

If a flank battalion be designated, the battalions wheel by fours to the right or left according as the battalion is on the right or left.

Being in column of companies or divisions in single rank, to form double rank.

715. The front-rank men being on the right of the rear-rank men, the general commands:

1. *Form double rank*, 2. *Fours right (or left)*, 3. MARCH.

716. Being in column of fours at single-rank distance, the front-rank men in front, to form on right or left into line in double rank, the general commands:

1. *In double ranks*, 2. *On right (or left) into line*, 3. MARCH.

The movement is executed on principles already explained, each colonel at the proper time giving the commands: 1. *In double rank*, 2. *On right into line*, 3. MARCH.

717. To form front into line in double rank, the general commands:

1. *In double rank*, 2. *Right front into line*, 3. MARCH.

Executed on principles previously explained, each colonel at the proper time commanding: 1. *In double rank*, 2. *Right front into line*, 3. MARCH.

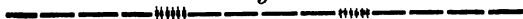
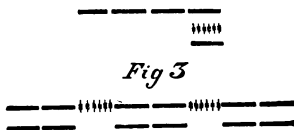
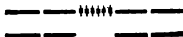
To form front into line faced to the rear, the general adds the command *faced to the rear* after the command, *front into line*.

EVOLUTIONS OF A DIVISION.

718. In this instruction a *Division of the Line* is supposed to consist of three brigades of infantry and two batteries of artillery.

(*Pl. 1.*) The manner in which a division is posted varies with circumstances; it may be deployed in single line, with

Plate 1.

Fig 1*Fig 2**Fig 3**Fig 4*

an interval of one hundred yards between brigades for batteries; two brigades may be deployed in the first line, the third in a second; the three brigades may be deployed in two lines each; or two brigades may be deployed in two lines, the third being held in reserve in line of masses.

The batteries are specially assigned by the general of division to the most advantageous positions, an interval of one hundred yards being allowed for each.

The commands of the general of division are communicated through staff-officers; they should be explicit, should be couched as far as possible in tactical language, and should be thoroughly comprehended by the officers delivering them.

The batteries receive their orders through a chief of artillery, and conform in their movements to the tactics of the artillery arm.

The field exercises of a division should be limited to those movements most practised in active campaign, such as: deploying into line from column of fours; advancing and retiring in line of battle; changes of front; change of front of one brigade; deployment of the reserve brigade on its right or left, and withdrawal of the third brigade into reserve; change of direction to the right or left by echelon from the left or right, and such other movements as occasion may require.

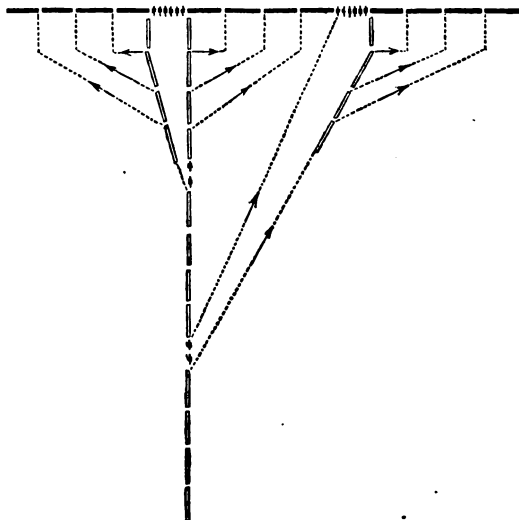
Brigades in line are designated *right*, *centre*, and *left*; or, if one be in rear, *right*, *left*, and *rear*; in column they are designated *leading*, *centre*, and *rear*. In order that no mistakes may occur in transmitting orders, the names of the brigade commanders will always be mentioned.

In all successive formations, each brigade after completing the movement stacks arms and breaks ranks. The brigade is called to attention upon the receipt of the next command from the general.

*Deployment from column of fours.**I. To deploy in single line.*

719. (*Pl. 2.*) To deploy the division into single line throwing two brigades to the right, the general sends or-

Plate 2.



ders as follows: to the leading brigade commander, *To form right front into line*; to the commander of the centre brigade, *To form left front into line, his right connecting*

with the left of the leading brigade ; to the commander of the rear brigade, To form right front into line, his left connecting with the right of the leading brigade. At the same time he sends orders to the batteries, assigning them to positions, and notifies brigade commanders where the batteries are to be posted.

Upon the receipt of these orders, the general of the leading brigade forms it right front into line ; the general of the centre brigade conducts the head of his column forward to the line a hundred yards to the left of the first, and then forms left front into line ; the general of the rear brigade conducts the head of his column by the shortest line to the point where the left of his line is to rest, and then deploys as prescribed for the leading brigade.

The batteries are conducted to their positions by the captains and form in battery.

Should it be necessary to post a battery near the centre of a brigade, the commander of this brigade will be so notified, and will leave for it an interval of one hundred yards. The interval between brigades in this case will be reduced to twenty-four yards.

720. Upon the same principles two brigades may be thrown to the left and one to the right.

721. To deploy on the head of the column, and to face to the rear, the general sends orders as follows: to the general of the leading brigade, *To form right front into line, faced to the rear ;* to the general of the centre brigade, *To form left front into line, faced to the rear, his left connecting with the right of the leading brigade ;* and to the general of the rear brigade, *To form right front into line, faced to the rear, his right connecting with the left of the leading brigade.*

These orders being received, the general of the leading brigade causes it to execute *right front into line, faced to the rear ;* the centre brigade executes *left front into line,*

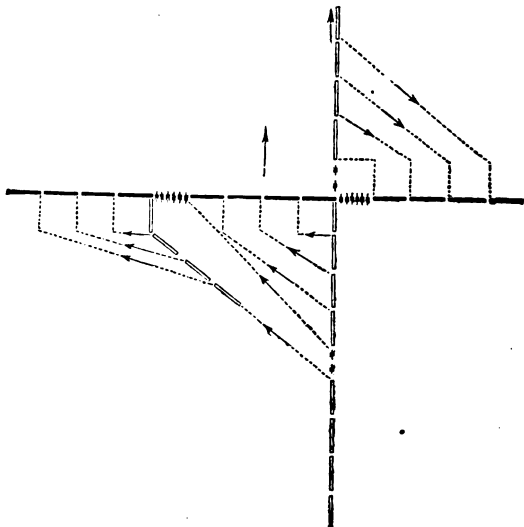
faced to the rear; the rear brigade is conducted to the *point of rest* for its right, and forms as prescribed for the first.

The artillery, upon arriving at its position, forms into battery faced to the rear.

722. By a combination of the two movements just explained, the general may cause the division to deploy upon the head of the second or third brigade, facing either to the front or the rear.

723. (*Pl. 3.*) To deploy on the head of the second bri-

Plate 3.



gade, throwing the first brigade to the right, the general sends orders to the general of the leading brigade: *To march to the rear and to form left front into line, faced to the rear*; to the general of the centre brigade he sends orders: *To form left front into line*. To the general of the rear brigade, he sends orders: *To form left front into line, his right connecting with the left of the centre brigade*.

The movement is executed upon the principles already explained, except that the leading battalion of the first brigade, after having wheeled about by fours, changes direction and gains a hundred yards to the left, when, changing direction to the right, it approaches the *point of rest* for the left of the brigade, and then executes *left front into line, faced to the rear*.

724. The deployment throwing the first brigade to the left is similarly executed.

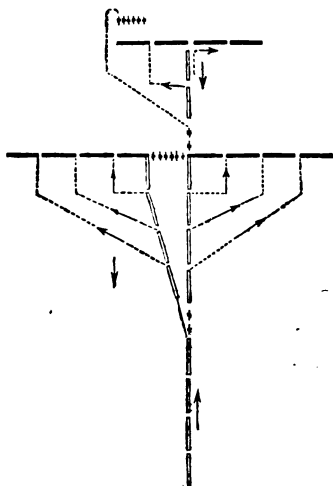
II. *To deploy two brigades in the first line, the third brigade in a second line.*

725. The general sends orders to the general of the leading brigade: *To form right (or left) front into line*; to the general of the centre brigade: *To form left (or right) front into line, his right (or left) connecting with the left (or right) of the leading brigade*; to the general of the rear brigade he sends orders: *To form line (so many) yards in rear of the first, his right (left, or centre) resting at such a point*.

The rear brigade, when at the proper distance, executes front into line to the right or left, or, having partly changed direction upon arriving on the line, forms to the left or right, the rear battalions front into line.

726. (*Pl. 4.*) If marching to the rear, to form line facing the enemy, the leading brigade forms the second line, the other two the first.

Plate 4.

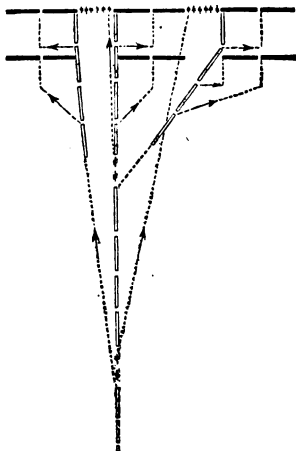


III. *To deploy the three brigades in two lines each.*

727. (*Pl. 5.*) The general sends orders as follows: To the general of the leading brigade, *to form into two lines, at (so many) yards' distance, right (or left) front into line*; to the general of the centre brigade, the same commands, with the addition, *his left (or right) connecting with the right (or left) of the leading brigade*. Similar orders are sent to the general of the rear brigade.

The orders being received, the leading brigade at once

Plate 5.



executes the movement, the two rear regiments, when at the proper distance, forming the second line.

Each of the other brigades takes the shortest line to its *point of rest*, where, having arrived, it forms in two lines, as explained for the leading brigade.

IV. *To deploy two brigades in two lines each, holding the third in reserve in line of masses.*

728. The general sends the same orders to the generals of the leading and centre brigades as in the previous instance; to the general of the rear brigade he sends orders:

To hold his brigade in reserve, in line of masses, (so many) yards in rear of the second line.

The leading and centre brigades execute the movement as already explained.

The general of the rear brigade at the proper time forms his brigade right or left front into line of masses.

V. *To form line facing to the right or left from column of fours.*

729. The division marching in column of fours, to form line facing to the left or right, the general sends orders: *To form line to the left (or right) or, to form in two lines to the left (or right) at (so many) yards' distance.*

If in one line, the generals of brigade command: 1. *Fours left*, 2. MARCH. And the colonels add: 3. *Battalions*, 4. HALT; if in two lines, the general of the first brigade causes the first two battalions to form to the left or right and halt; the last two battalions break to the rear the prescribed number of yards, and form the second line.

Each of the other brigades executes the same movement when the head of the column is at one hundred yards from the flank of the brigade preceding.

730. All the foregoing movements may be executed on the same principles from column of companies.

To march in line of battle.

731. The general sends orders to the generals of brigade: *To advance in line, regulating on (such) battalion (such) brigade.*

The orders having been communicated, and the proper disposition being made in each brigade, the general causes the *forward* to be sounded.

The second line and the reserve brigade preserve their

relative distances. The batteries are governed by the movements of the first line.

To advance by the flanks of wings or divisions.

732. The general sends orders: *To advance by the right (or left) of wings (or divisions), regulating on (such) battalion, (such) brigade*, and then causes the *forward* to be sounded.

733. To re-form the line, he sends orders: *To re-form the line*, upon the receipt of which each general of brigade forms his wings or divisions, front into line.

To halt the line.

734. The general causes the *halt* to be sounded, which being repeated, each brigade halts.

To march to the rear.

735. To march to the rear, the general sends orders: *To march to the rear, regulating on (such) battalion, (such) brigade*.

The orders being received, the generals of brigade cause their brigades to face to the rear, and then give the commands for advancing.

The general then causes the *forward* to be sounded, when the movement commences.

The division being in two lines, the directing battalion will be in the late second line, now the first. The designation of the brigade refers to its position in line when marching to the rear.

To change front.

736. Whether the division be deployed in one or two lines, the brigade on which the change is to be made executes the movement upon the principles of *change of front*,

or *oblique change of front*, according as the change is greater or less than forty-five degrees; if the change be central and be executed on the flank battalion of one brigade, the brigade adjoining executes it in like manner; the other brigades conform to what follows.

737. To change front on the first battalion, first brigade, the general sends orders as follows: *Change front (so many) degrees forward on first battalion, right brigade.*

The right brigade at once executes the movement; the generals of the other brigades, command: 1. *Wings*, 2. *Right forward*, 3. *Fours right*, 4. *MARCH*, 5. *The first the battalion of direction.*

The wings having broken to the front, the right wing of the first battalion in each brigade, conducted by the colonel, inclines half right and takes the shortest line to a point in rear, and distant from the *point of rest* for the brigade, equal to the depth of the wing in column of fours; the other wings incline half right at the same instant, and march parallel to the wing of direction, the heads of each remaining on a line parallel to the former line of battle, and preserving the interval from the one next on the right which separated them when breaking into column. Preserving this parallelism, each wing is conducted opposite its *point of rest*, where having arrived, it inclines half right, approaches the line of battle, and is formed left front into line.

The reserve brigade, if there be one, is conducted by the shortest line to its new position.

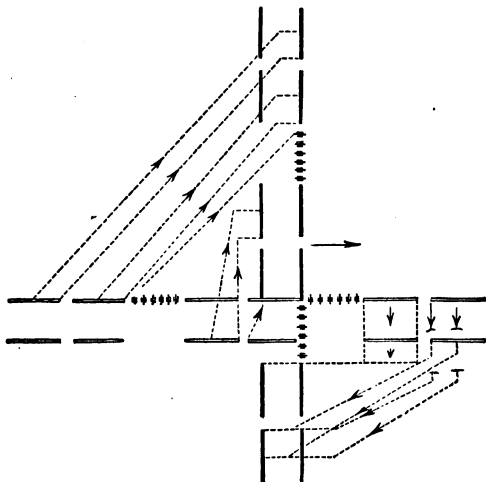
The batteries conform to the movement of the line, each preserving its relative position; the general, however, may assign them different positions in the new line, should the nature of the ground require it.

738. Change of front on the fourth battalion of the left brigade is similarly executed.

In all the changes of front, the division staff, after having communicated the orders of the general, is employed to prolong the new line of battle and to communicate with the generals of brigade whenever the directing wings are pursuing a wrong direction.

739. (*Pl. 6.*) To execute a central change of front on the first battalion of the centre brigade, advancing the left wing, the general sends orders: *To change front (so many) degrees on first battalion, centre brigade, left wing forward.*

Plate 6.



The centre and left brigades (if the third be in line) execute the movement as already explained.

The general of the right brigade causes it to face to the rear, and then commands: *Change front on first battalion, faced to the rear*; or, if the change be less than forty-five degrees, he causes it to execute an oblique change of front, each battalion wheeling about by fours upon arriving on the new line; in the first case the first battalion moves into its new position by marching to the rear in line of battle till opposite its point of rest in the new line, when it breaks into column of fours to the right, forming at the proper time *left front into line, faced to the rear*.

If in two lines, both lines gain sufficient ground to the rear, so that the first line, when the movement is completed, may be in prolongation of the front line of the second brigade.

740. Change of front on fourth battalion, centre brigade, advancing the right wing, is similarly executed.

741. To refuse, or throw back the right (or left) brigade, the general sends the order to its general *to refuse his brigade* (so many degrees) *on the fourth (or first) battalion*.

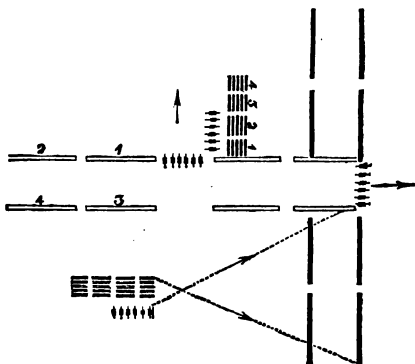
The general of the brigade at once executes what has been explained for the central change of front on the centre brigade, throwing the left wing forward, except that the line or lines do not gain the ground to the rear, which was necessary in the preceding case to prolong the line of the centre brigade.

742. (*Pl. 7.*) Two brigades being in line, the third in reserve, the general may cause one or both brigades in the front line to change front, deploying the reserve brigade to prolong the line to the right or left of the one on which the change was executed; or he may change front with one of the front brigades, or refuse one of the front

brigades, deploy the reserve brigade on its right or left, and withdraw the other front brigade into reserve.

The commands in either case will suggest themselves. The general of the reserve brigade employs the most sim-

Plate 7.



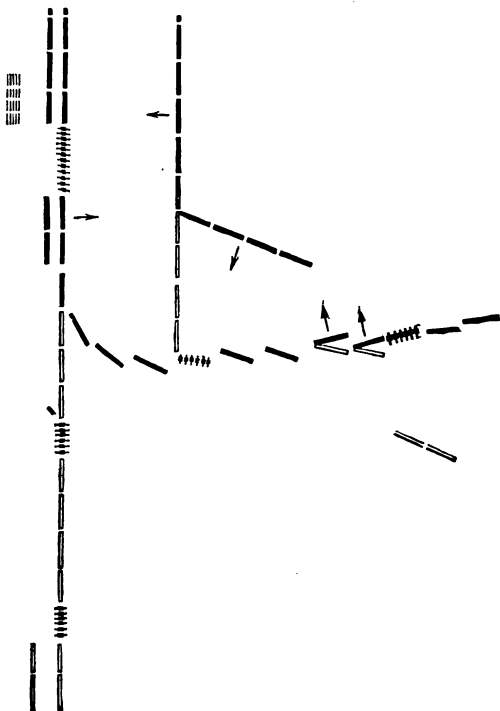
ple means, and forms in one or two lines, according to the manner in which the front brigades are formed.

743. In the different changes of front, when the ground is favorable, the battalions may be conducted to their new positions in double column, or double column of fours.

Change of direction by echelon.

744. (Pl. 8.) The general wishing to change direction to the left, by echelon from the right, sends the order: *Change direction to the left, echelon by battalion from the right, at (so many) yards.*

Plate 8.



This having been received, the first battalion of the right brigade advances in line of battle, and, by alternate wheels and marches to the front, describes an arc of a circle, whose radius is equal to the front of the division; the second battalion, and so on to the left, takes up the movement, each when the battalion next on the right has advanced the prescribed number of yards.

The first battalion of the right brigade having arrived opposite the left battalion of the division, the general may order the rear battalions into line and continue the march in line of battle.

The change of direction to the right by echelon from the left is similarly executed. The flank battalion in either case being the guide, its movements will be closely observed in order that it may not describe the arc of a circle too large or too small.

745. The change of direction by echelon will naturally be used in turning an enemy's flank.

The left of the division, being supposed opposite the enemy's left flank, is advanced to musket-range; the movement then commences from the right. The general of division holds himself where he can witness the enemy's movements, so that when the flanking becomes complete he may seize the opportunity for ordering a charge along the entire line.

The flank being turned, the division gains ground to the right, so as to enable the troops to the left to change front.

The angle being the weakest part of the enemy's line, the troops near it should aim to overlap it so as to get a flank fire on one or both branches; the artillery to the left should be concentrated and so posted as to enfilade the part of the line refused. The artillery of the turning division may be used to enfilade the main part of the enemy's

line, thereby clearing the way for the troops confronting it, or it may be brought to bear directly on the part of the line refused.

746. In supporting artillery, infantry is posted on the flanks of the batteries, and never in their rear.

747. The general should frequently practise his division in movements for turning an enemy's flank, indicating the enemy's position by a few skirmishers. When practicable, the troops before attacking a flank should be posted under cover at right angles to the enemy's line, and extending as far to the rear of it as possible.

EVOLUTIONS OF A CORPS.

748. A corps operating with an army should consist of three divisions of the line, a brigade of artillery, and a regiment of cavalry.

If the corps is to operate independently, the cavalry force should be increased to a division.

749. The same principles which govern the evolutions of a division are applicable to a corps.

The commands of the general are communicated through his staff-officers; they are general in their nature; embrace the particular formation he may desire for each division; the direction the line is to extend; the point where its right or left is to rest; and such further instructions as may be necessary to carry out his views.

Orderlies for the corps, division, and brigade commanders are detailed from the infantry, and are mounted.

MARCHES.

750. The average march for infantry is from fifteen to twenty miles per day.

When troops move in large bodies, and particularly in the vicinity of the enemy, the march should be conducted in several columns, in order to diminish the depth of the columns, and to expedite the deployment into line of battle.

The order of march should state the time for each division to commence its movement, so as not to interfere with the march of the division preceding or following, and

to prevent fatigue from keeping men longer under arms than is necessary.

In route marches, regiments usually alternate in leading the brigade; in like manner brigades alternate in divisions, and divisions in corps.

In large commands, the roads, if possible, are left to the artillery and trains. The order of march should state whether the troops or trains should have the right of way.

Quartermasters and quartermaster-sergeants march with their trains.

Each brigade is provided with a corps of pioneers under charge of a commissioned officer. The pioneers precede the column for the purpose of removing obstacles and preparing the way for the troops.

Whenever fences, hedges, walls, ditches, or small streams, are encountered, a passage-way is made wide enough for four men, or eight men if in double column of fours, to march abreast without obstruction. This will prevent the column from lengthening out, and also prevent the fatigue and delay of regaining distances.

Pioneers, mounted when practicable, should repair the roads for the trains.

When practicable, marches should begin in the morning after the men have had their breakfasts.

After marching half or three-quarters of an hour, the troops are halted for fifteen minutes to allow the men to relieve themselves, and to adjust their clothing and accoutrements.

After the first rest there should be a halt of ten minutes every hour. The careful observance of this rule will enable commanders at all times to bring their troops into camp, or on to the field of battle, in good condition, and without stragglers.

At the regular halts the rolls are called when necessary, and the men are required to fill their canteens.

On long marches, a halt of half or three-quarters of an hour should be made for the regular meals. The halt, if practicable, should be made in the vicinity of wood and water.

When long distances have to be overcome rapidly, it is done by changing the gaits; the double time is used for ten or fifteen minutes, and the quick time for five minutes; the most favorable ground is selected for the double time; special care should be taken not to exhaust the troops immediately before engaging the enemy.

When necessary, captains may be required to march at the rear of their companies.

No man will be permitted to leave the ranks without permission of the captain; if the absence be for a few minutes only, the man will leave his arms and accoutrements with the company till he rejoins it; if he needs medical attendance, the captain gives him a pass to the surgeon, bearing his name, company, and regiment; if he is unable to return to the company, the surgeon admits him to the ambulance, or indorses the pass stating that he is permitted to fall out on account of sickness.

The provost guard of the brigade marches in rear of the brigade.

It is the duty of all officers and non-commissioned officers to suppress straggling. Men who fall out of ranks are examined by the provost guards, and if absent without authority they are arrested and sent to their regiments.

Whenever delays occur in front, the brigades may form in column of battalions, and stack arms. It is the duty of all commanders, within their commands, to investigate, personally or by means of staff-officers, every cause of delay, and staff-officers should be frequently sent ahead for

the purpose of gaining any information that may shorten the march, and lessen the fatigue of the troops.

CAMPING.

751. On campaign, troops are provided with the shelter-tent, the pieces of which are carried by the occupants.

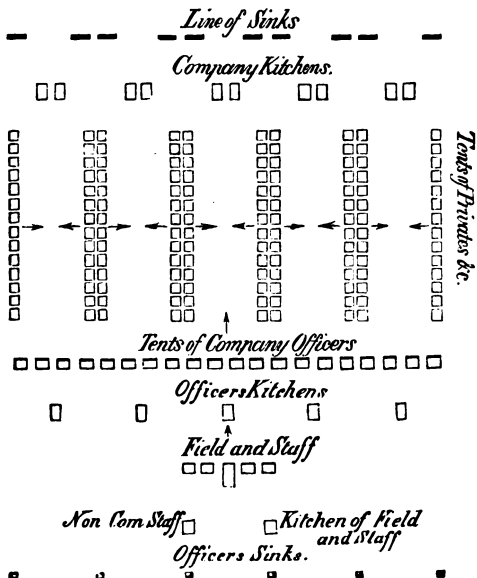
In the presence of the enemy the troops bivouac in line of battle; if safety permits, the tents may be pitched immediately in rear of the line of stacks, the tents of the company officers in rear of their companies, the tents of the field and staff in rear of the centre of the line of company officers.

When not in the presence of the enemy, each battalion usually camps in column of divisions. The tents of each division are arranged in two lines facing each other; those of the right company face to the rear, those of the left company face to the front. The company officers' tents are arranged in line parallel to the flank of the column, facing the division streets; the tent of the captain of the right company of each division is to the right (or left) of the line passing through the centre of the street, according as the officers are on the right (or left) flank of the column, his lieutenants are on his right (or left); the captain of the left company is on the left (or right) of the captain of the right company, the lieutenants of his company on his left (or right). The first-sergeant's tent is on the flank of the company toward the officers' tents.

The tents of the field and staff, when practicable, are in line parallel to those of the company officers; the colonel is opposite the centre of the column, lieutenant-colonel and major are on his right, the adjutant is on the left of the colonel; the other staff-officers are on the left of the adjutant.

The tents of the non-commissioned staff are in rear of the tents of the staff; they may be assigned to tents in the divisions.

Camp of a Regiment of Infantry in column of Divisions.



The kitchens of the men are in line on the flank opposite the company officers; the sinks for the men are outside of the line of kitchens.

The kitchens of the officers are in rear of their tents, the sinks for the officers are in rear of the line of tents of the field and staff.

The positions of the color-line, guard-tents, sutlers' store, officers' horses, and baggage-wagons, are prescribed by the colonel.

The width of the division streets, and the street in front of the company officers, varies with the nature of the ground, and the strength of the battalion.

When the companies are large, the camp may be formed according to the above principles, in column of companies, the tents of each company being in one line, or in two lines facing each other.

Ground for camping should be susceptible of good drainage, and should be near wood and water.

When time will permit, all the streets are ditched; a shallow ditch is also made around each tent.

When straw or leaves are at hand, the men should be required to raise their beds above the ground; attention to this rule, to cleanliness, and to the proper cooking of their food, will greatly diminish the number and frequency of camp-diseases.

On arriving in camp, if orders are not communicated for resuming the march the following morning, sinks should at once be dug. The sinks should be concealed by bushes, and should be covered daily with fresh earth.

In winter quarters two shelter-tents united may be pitched on frames made of boards, or split logs, the bunks of the men being arranged one above the other.

MANUAL OF THE SWORD.

1. DRAW, 2. SWORDS.

752. At the command *draw*, unhook the sword with the thumb and first two fingers of the left hand, thumb on the end of the hook, fingers lifting the upper ring; grasp the scabbard with the left hand at the upper band, bring the hilt a little forward, seize the gripe with the right hand, and draw the blade six inches out of the scabbard, pressing the scabbard against the thigh with the left hand. At the command *sword*, draw the sword quickly, raising the arm to its full extent, at an angle of about forty-five degrees, the sword in a straight line with the arm, and make a slight pause; hook up the scabbard with the thumb and first two fingers of the left hand, thumb through the upper ring, fingers supporting it, and drop the left hand by the side; at the same time bring the back of the blade against the shoulder, the blade vertical, back of the gripe to the rear, the arm nearly extended, the thumb and forefinger embracing the gripe, the left side of the gripe with the thumb against the thigh, the other fingers extended and joined in rear of the gripe. *This is the position of carry sword.*

753. Officers mounted unhook the sword before mounting, and, in the first motion of *draw sword*, reach with the right hand over the bridle-hand, and without the aid of the bridle-hand draw the sword as before; the right hand in the *carry* rests on the right thigh.

754. When the sword-knot is worn, the right wrist may be placed in it in the first motion, before grasping the gripe.

1. *Present*, 2. SWORD.

755. At the command *present*, carry the sword vertically

to the front, raising the hand as high as the neck, and six inches in front of it, the thumb on the back of the gripe, back of the gripe to the right, elbow close to the body.

At the command *sword*, drop the point of the sword by extending the arm, so that the right hand may be brought to the side of the right thigh, the back of the hand down, the blade inclining downward and to the front.

1. *Carry*, 2. SWORD.

Resume the carry.

756. In rendering honors with troops, officers execute the first motion of the salute at the command *present*, the second motion at the command *arms*. The sword is returned to the *carry* at the command, 1. *Carry*, 2. *ARMS*.

757. When arms are *ordered*, the officers and non-commissioned staff drop the point of their swords, the back of the hand up. At *parade rest*, they clasp the hands in front of the centre of the body, the left hand uppermost, the point of the sword between the feet.

758. In marching in double time, the sword is carried diagonally across the breast, edge to the front, the point in front of and at the height of the left shoulder; the left hand steadies the scabbard.

759. At funeral ceremonies, the sword is reversed under the right arm, the left hand clasping the blade behind the back. When the escort *rests on arms*, the officers stand at *parade rest*, inclining the head.

760. Officers on all duties under arms, draw and return sword without waiting for any command. All commands to soldiers under arms are given with the sword drawn.

761. In route marches the sword is carried in the scabbard.

762. The non-commissioned staff and sergeants with swords drawn salute by executing the first motion of *pre-*

sent sword, as explained for officers. This position is taken at inspection, and the wrist turned outward to show the flat of the sword toward the face.

1. *Return*, 2. SWORD.

763. At the command *return*, take the position of the first motion of *present sword*; at the same time unhook and lower the scabbard with the left hand, and grasp it at the upper band. At the command *sword*, carry the right hand opposite and six inches from the left shoulder; lower the blade and pass it across and along the left arm, the point to the rear; turn the head slightly to the left, fixing the eyes on the opening of the scabbard, and insert the blade six inches in the scabbard. (Two.) Return the blade, free the wrist from the sabre-knot (if inserted in it), turn the head to the front, and drop the right hand by the side; at the same time hook up the sword with the left hand, turning the sword toward the body, the guard to the rear, and drop the left hand by the side.

Officers mounted return swords without using the left hand; the sword is hooked up on dismounting.

SALUTE WITH THE HAND FOR OFFICERS.

764. (*First motion*.) Raise the right hand till the tips of the fingers touch the visor opposite the right eye, the thumb closed, the fingers and hand extended in prolongation of the forearm, the elbow down.

(*Second motion*.) Lower the hand briskly and to the right till the point of the fingers are at the height of the shoulder and in front of it, the elbow advancing slightly; the hand and fingers still extended in prolongation of the forearm.

(*Third motion*.) Drop the hand by the side.

ABOUT FACE FOR OFFICERS.

765. At the command *about*, carry the toe of the right foot about eight inches to the rear and three inches to the left of the left heel, without changing the direction of the foot. At the command *face*, turn upon the left heel and right toe, face to the rear, and replace the right heel by the side of the left.

766. The non-commissioned staff face about as prescribed for officers.

COLOR-SALUTE.

767. THE color-bearer carries the heel of the color-lance supported at the right hip; the right hand grasps the staff at the height of the shoulder, to hold it steady. The color-bearer salutes with the colors as follows:

(ONE.) Slip the right hand along the staff to the height of the eye; lower the staff by straightening the arm to its full extent, the heel of the lance remaining at the hip.

(Two.) Bring back the lance to the habitual position.

INSTRUCTION FOR THE DRUM-MAJOR.

768. THE position of the drum-major is two yards in front of the band or field-music, opposite the centre.

Position of the staff.

The staff is held in the right hand, below the chin, the back of the hand to the front, the head of the staff near the hand, the ferrule pointing upward and to the right. After each signal, the staff is restored to this position.

Signals of the drum-major.

To play. Face toward the music, and extend the right arm to its full length in the direction of the staff.

To cease playing. Extend the right arm to its full length in the direction of the staff.

To march. Turn the wrist and bring the staff to the front, the ferrule pointing upward and to the front; extend the arm to its full length in the direction of the staff.

To halt. Reverse the staff and hold it horizontally above the head with both hands, the arms extended; lower the staff with both hands to an horizontal position at the height of the hips.

To countermarch. Face to the band and give the signal to march. The countermarch is executed by the file-leaders to the right of the drum-major wheeling individually about to the right, those to the left, to the left; the other men of each file follow their file-leaders. The drum-major passes through the centre.

To oblique. Bring the staff to an horizontal position, the head opposite the neck, the ferrule pointing in the direction the oblique is to be made; extend the arm to its full length in the direction of the staff.

To march by the right flank. Extend the arm to the right, the staff vertical, the ferrule upward, the back of the hand to the rear.

To march by the left flank. Extend the arm to the left, the staff vertical, the ferrule upward, the back of the hand to the front.

To diminish front. Let the ferrule fall into the left hand at the height of the eyes, the right hand at the height of the hip.

To increase front. Let the ferrule fall into the left hand

at the height of the hip, the right hand at the height of the neck.

The general. Bring the staff to a vertical position, the hand opposite the neck, the back of the hand to the front, the ferrule pointing upward.

The assembly. Bring the staff to an horizontal position, the hand opposite the neck, the back of the hand down, the ferrule pointing to the front.

To the color. Bring the staff to an horizontal position at the height of the neck, the back of the hand to the rear, the ferrule pointing to the left.

In marching, the drum-major beats the time with his staff and supports the left hand at the hip, fingers in front, thumb to the rear.

The drum-major, before making his report at parade, salutes by bringing his staff to a vertical position, the head of the staff up and opposite the left shoulder.

The drum-major marching in review passes the staff between the right arm and the body, the head to the front, and then salutes with the left hand.

In executing *rear open order*, each rank of the band takes the distance of three yards from the rank next in front.

When the field-music is by itself, the fifers are in front; in the field-music of a company, the fifer is on the right of the drummer.

HONORS TO BE PAID BY TROOPS.

769. THE President is saluted with the highest honors; all standards and colors dropping, officers and troops saluting, bands, trumpets, or field-music, sounding the *President's March*.

770. The General-commanding-in-chief is received with standards and colors dropping, officers and troops saluting,

bands, trumpets, or field-music, sounding the *General's March*.

771. A Lieutenant-General is received with standards and colors dropping, officers and troops saluting, trumpets sounding three flourishes, or drums beating three ruffles.

772. A Major-General is received with standards and colors dropping, officers and troops saluting, trumpets sounding two flourishes, or drums beating two ruffles.

773. A Brigadier-General is received with standards and colors dropping, officers and troops saluting, trumpets sounding one flourish, or drums beating one ruffle.

774. Officers of the Navy are received with the honors due to their assimilated rank, which is as follows: Admiral, general; Vice-Admiral, lieutenant-general; Rear-Admiral, major-general; Commodore, brigadier-general; Captain, colonel; Commander, lieutenant-colonel; Lieutenant-Commander, major; Lieutenant, captain; Master, first-lieutenant; Ensign, second-lieutenant.

775. Officers of Marines, and officers of Volunteers and Militia in the service of the United States, receive the honors due to their rank.

776. To the Vice-President, and members of the Cabinet, to the Chief-Justice, and Speaker of the House of Representatives of the United States, and to Governors within their respective States and Territories, the same honors are paid as to the general commanding-in-chief.

777. American and foreign envoys or ministers are received with the compliments due to a lieutenant-general.

778. Officers of foreign services visiting any post or station are received with the honors due to their rank.

779. No honors are paid when troops are on route marches.

780. All guards turn out and present arms to officers entitled to the compliment as often as they pass them,

except the personal guards of general officers, which turn out only to the general whose guards they are, and to his superiors in rank.

781. The guard of a camp, or garrison, turns out and presents arms to the commander of the camp or garrison whenever he approaches its post.

782. When general officers, or persons entitled to a salute, pass in rear of a guard, it does not salute, but stands at a carry, facing to the front.

783. All guards turn out under arms when armed parties approach their posts; and to parties commanded by commissioned officers they present arms, officers saluting.

784. All guards and sentinels will pay the same compliments to the officers of the Navy and Marines, and to officers of Volunteers and Militia in the service of the United States, as are directed to be paid to the officers of the Army according to their relative ranks.

785. The national or regimental colors passing a guard or other armed body of men are saluted, the trumpets or field-music sounding a march.

786. Courtesy among military men is indispensable to discipline; respect to superiors will not be confined to obedience on duty, but will be extended on all occasions.

787. All officers will salute each other when they meet, the inferior making the first salute.

788. Officers under arms salute with the sword or hand according as the sword is drawn or in the scabbard.

789. Officers salute with the sword, or hand, in making and receiving all official reports, the junior making the first salute.

790. On official occasions, officers, when under arms indoors, do not uncover, but they salute with the sword or hand, according as the sword is drawn or in the scabbard;

when in-doors and not under arms, they uncover and stand at attention, but do not salute.

791. A non-commissioned officer, or private, in command of detachments without arms, salutes all officers with the hand; if the detachment be armed, the pieces are first brought to the carry, and the non-commissioned officer, or private, salutes as prescribed for a sergeant.

792. The commanding officer is saluted by all commissioned officers in command of troops or detachments.

793. No salutes are rendered when marching in double time.

794. Non-commissioned officers armed with the musket, when out of ranks and not file-closers, salute as prescribed for a sergeant.

795. The sergeant's salute is also used by privates out of ranks armed with the musket, and by sentinels in saluting all officers not entitled to a present.

796. Whenever a non-commissioned officer or soldier without arms passes an officer, he salutes as prescribed in the tactics, using the hand farthest from the officer.

797. A non-commissioned officer or soldier being seated, and without particular occupation, rises on the approach of an officer, faces toward him and salutes; if standing, he faces toward the officer for the same purpose. If the parties remain in the same place or on the same ground, such compliments need not be repeated.

798. If actually at work, soldiers do not cease it to salute an officer unless addressed by him.

799. A non-commissioned officer, or soldier, with musket or drawn sword, makes the prescribed salute with the musket or sword before addressing an officer; he also makes the same salute after receiving the reply. A non-commissioned officer, or soldier, with sword or bayonet in the scabbard, and when unarmed, salutes with the hand.

In-doors, a non-commissioned officer or soldier, when unarmed, uncovers and stands at attention, but does not salute; in all other cases, he salutes as just prescribed, without uncovering.

800. A mounted soldier dismounts before addressing an officer not mounted.

801. A mounted soldier in passing an officer salutes with his sabre if drawn, otherwise with his hand.

802. An officer mounted dismounts before addressing a superior officer not mounted.

803. When an officer enters a room where there are soldiers, the word "*attention*" is given by some one who perceives him, when all rise, remain standing in the position of the soldier, and preserve silence until the officer leaves the room; if at meals, they will not rise.

804. Soldiers at all times, and in all situations, pay the same compliments to officers of the Army, Navy, and Marines, and to all officers of the Volunteers and Militia in the service of the United States, as to officers of their own particular regiments and corps.

805. Officers in citizens' dress are saluted in the same manner as when in uniform.

806. Officers will at all times acknowledge the courtesies of enlisted men. When returning the salute of enlisted men, officers salute as prescribed in the tactics.

807. When several officers in company are saluted, all who are entitled to the salute return it.

CEREMONIES.

808. At all parades and inspections of a battalion, the field and staff are dismounted; they are also dismounted at review, unless the reviewing officer be mounted.

809. All the following ceremonies are executed in single rank, by the same commands and means as in double rank.

DRESS PARADE OF A BATTALION.

810. At the *assembly*, the companies form under arms on their respective parade-grounds, and are inspected by their captains; the inspection being completed, *adjutants' call* is sounded, at which the line is formed on the battalion parade-ground, bayonets fixed.

The commanding officer takes his post at a convenient distance in front of the centre, facing the line.

The adjutant, having commanded *guides posts*, directs the first captain to bring his company to *parade rest*. The captains, commencing on the right, successively face about and command: 1. (Such) *company*, 2. *Carry*, 3. ARMS, 4. *Order*, 5. ARMS, 6. *Parade*, 7. REST, resume their front, and take position of parade rest; the adjutant then takes his post, commands: SOUND OFF, and takes the position of parade rest.

The band, commencing on the right, plays in quick time, passing in front of the captains, to the left of the line, and

back to its post on the right; at evening parade, after the strain is finished, retreat is sounded by the trumpeters or field-music. The adjutant then steps two yards to the front, faces to the left, and commands:

1. *Battalion*, 2. ATTENTION, 3. *Carry*, 4. ARMS. 5. *Rear open order*.

Having aligned the guides for the rear rank, the adjutant steps three yards to the front of the front rank, faces to the left, and commands:

6. MARCH.

At which the ranks are opened.

The adjutant, having verified the alignment of the officers, the ranks, and the file-closers, returns to the right of the front rank, faces to the left, commands: FRONT, and then passes in rear of the line of company officers to the centre of the battalion, turns to the right, and marches to a point midway between the line of field-officers and the commanding officer, when he halts, faces about, and commands:

1. *Present*, 2. ARMS.

At the second command, the officers and men present arms. The adjutant then faces about, salutes the commanding officer, and reports: "*Sir! The parade is formed.*" The commanding officer returns the salute with the right hand, and directs the adjutant: "*Take your post, sir.*" The adjutant takes his post three yards to the left and one to the rear of the commanding officer, passing by his right and rear.

The commanding officer, while the band is playing, stands at parade rest, with his arms folded, in which position he continues till arms are about to be presented, when

he comes to attention. The adjutant having taken his post, the commanding officer draws his sword, commands: 1. *Carry*, 2. *ARMS*, and adds such exercises in the manual of arms as he may desire, concluding with *order arms*. He then directs the adjutant to receive the reports, and returns his sword.

The adjutant passes by the right of the commanding officer, advances toward the line, halts midway between him and the line of field-officers, and commands:

1. *First sergeants*, 2. *To the front and centre*, 3. *MARCH*
(or, *double time*, *MARCH*).

At the first command, the first-sergeants carry arms; at the second command, they step two yards to the front and face toward the centre; the drum-major at the same time faces to the left; at the third command, the first-sergeants and the drum-major march to the centre, and successively face to the front; the adjutant then commands:

Report.

At this command, the drum-major and the first-sergeants, commencing on the right, successively salute and report: the drum-major, *Band and trumpeters*, or *field-music*, *present*, or *accounted for*, or (so many) *musicians*, or *trumpeters*, *absent*; the sergeants, *Company* (A, etc.) *present*, or *accounted for*, or (so many) *sergeants*, *corporals*, or *privates absent*.

The reports being made, the adjutant commands:

1. *First-sergeants*, 2. *To your posts*, 3. *MARCH* (or *double time*, *MARCH*).

At the command *march*, the first-sergeants and drum-major face outward, and resume their places; the first-ser-

geants pass through their intervals a yard to the rear, face about, step into the front rank, and then order arms.

The adjutant now faces about, salutes the commanding officer, and reports: *Sir! All are present, or accounted for; or, Sir! (So many) officers or enlisted men are absent.* The commanding officer acknowledges his salute, and directs: *Publish the orders, Sir,* when the adjutant faces about and commands:

Attention to orders.

He then reads the orders, after which he faces about, salutes the commanding officer, and reports: *Sir! The orders are published.* The commander acknowledges the salute, and then directs: *Dismiss the parade, Sir!* at which the adjutant faces about and commands:

Parade is dismissed.

At this command, all the officers return their swords, and face toward the centre; the officers then step off at the same time with the adjutant, close upon the centre, and successively face to the front, the field-officers on the flanks; the two officers nearest the centre preserve an interval for the adjutant, who passes through the interval a yard to the rear, when he halts, and faces about; all the officers having faced to the front, the adjutant steps into his place and commands:

1. *Forward*, 2. *Guide centre*, 3. **MARCH.**

At the third command, they march to the front, dressing on the centre, the band playing; on approaching the commanding officer, the adjutant commands:

1. *Officers*, 2. **HALT.**

At the command *halt*, given at six yards from the com-

manding officer, the music ceases, and the officers halt, and salute with the right hand. The hands remain at the visor till the salute is acknowledged, and drop at the same time with the hand of the commanding officer. The commanding officer then gives such instructions as he may deem necessary, which concludes the ceremony.

As the officers disperse, the music is resumed; the first-sergeants step to the front and close the ranks of their respective companies; the third-sergeant of each company places himself on the right of the front rank, the first-sergeants then march their companies to the company parade-grounds, where they are dismissed, the band continuing to play till the companies clear the battalion parade-ground.

When the line at parade is very short, the band may play in common time; or, it may play to the left in common time, ceasing during the countermarch, upon the completion of which, without halting, it strikes up in quick time.

811. At parade and other forms of ceremony a non-commissioned officer, in command of his company, places himself on its right at the command *guides posts*.

At parade, before bringing his company to *parade rest*, he steps two yards to the front, and faces to the left; having given his commands, he faces to the left, passes through his interval a yard to the rear, faces about, steps into his place, and then comes to *parade rest*.

812. At formations for drill, a non-commissioned officer in command of his company, at the command *guides posts*, places himself on the right of his company, and, as soon as arms have been presented to the commanding officer and brought to the carry, he takes the post prescribed for the captain. At inspection, when the ranks are open, his place is on the right of the front rank.

Undress parade.

813. In bad weather, undress parade takes the place of dress parade. The companies fall in without arms on their respective parade-grounds; the first-sergeant, having reported the result of the roll-call, places himself on the right of the front rank; the captain, or officer, superintending the roll-call, dresses the company to the right; then places himself two yards in front of its centre, faces to the rear, commands: 1. *Parade*, 2. *Rest*, resumes his front, and comes to parade rest. When all the officers are required to be present, they take post as prescribed in the School of the Company. If a non-commissioned officer is in charge of a company, he stands on the right of the front rank.

The band, without instruments, falls in on its own parade-ground.

The adjutant assigns the trumpeters, or field-music, a position, and, when all the companies have come to *parade rest*, he commands: *SOUND OFF*, at which the retreat is sounded, the adjutant standing at *parade rest*.

The retreat being sounded, the officer in charge of each company faces about, calls the company to attention, and directs the first-sergeant to dismiss it.

When orders are to be published at undress parade, the companies close in, and are dressed by the officers in command of them, on a company previously designated.

The band takes post on the right of the line, the trumpeters or field-music in its rear.

The line being formed, the adjutant in front of the centre and facing the line commands:

1. *Parade*, 2. *REST*, 3. *SOUND OFF*.

At the second command, the trumpeters or field-music

remaining in place sound the *retreat*. The adjutant then calls the battalion to attention, publishes his orders, and commands:

Dismiss your companies.

The officers retire, and the first-sergeants march their companies to their respective parade-grounds, and then dismiss them.

814. At all established roll-calls, except dress parade, after the companies are dismissed, each officer, superintending the company roll-call, reports, to the adjutant or other officer designated, the result of the roll-call; the adjutant, or officer designated, reports the result of the roll-call to the commanding officer.

REVIEW OF BATTALION.

815. THE reviewing officer takes his post in front of the centre of the battalion, the point being indicated by a marker or camp-color previously established by the adjutant; the adjutant also posts markers at the points where the column will have to change direction in order that the right flank, in passing, shall be at six or eight yards from the reviewing officer.

The battalion being in line, bayonets fixed, the colonel in front of and facing the centre commands:

1. *Prepare for review*, 2. *Rear open order*, 3. MARCH.

At the third command, the ranks are opened; the colonel superintends the alignment of the company officers and the front rank; the lieutenant-colonel the rear rank, and the adjutant the line of file-closers.

The colonel, seeing the ranks aligned, returns to the right of the line of company officers, faces to the left,

commands: **FRONT**, and, passing in front of the company officers to the centre, places himself, facing to the front, six yards in front of the line of field-officers, opposite the centre of the battalion. The reviewing officer now approaches a few yards toward the colonel and halts, when the colonel faces about and commands:

1. *Present*, 2. **ARMS**.

At the second command, the officers and men present arms; the color also salutes, should the rank of the reviewing officer entitle him to it, in which case the band, trumpeters, or field-music, sound a march, flourishes, or ruffles, according to his rank; arms having been presented, the colonel faces about and salutes.

The reviewing officer acknowledges the salute by touching or raising his hat, after which the colonel faces about and brings the battalion to carry arms.

The colonel then joins the reviewing officer, who proceeds to the right of the band, and, passing in front of the company officers to the left of the line, returns to the right, passing in rear of the file-closers.

While the reviewing officer is going around the battalion, the band plays, ceasing when he leaves the right of the band to return to his station; the colonel returns to his post in front of the centre, and commands:

1. *Close order*, 2. **MARCH**.

At the command *march*, the company officers return to their places in line; the field, staff, and non-commissioned staff, remain in their places.

The reviewing officer having taken his position, the colonel commands:

1. *Companies right wheel*, 2. MARCH.

At the second command, the battalion breaks into column of companies; the staff (excepting the adjutant) place themselves in the order of rank from right to left, on a line equal to the front of the column, six yards in front of the leading captain; the lieutenant-colonel on a line with the leading company, the major on a line with the rear company, the adjutant on a line with the second company from the front, the sergeant-major on a line with the second company from the rear, each six yards from the left flank of the column; the non-commissioned staff, excepting the sergeant-major, place themselves, in the order of rank from right to left, on a line equal to the front of the column, six yards in rear of the file-closers of the rear company; the band wheels to the right and takes post twelve yards in front of the staff.

The colonel then commands:

1. *Pass in review*, 2. *Forward*, 3. *Guide right*,
4. MARCH.

At the fourth command, the column steps off, the officers remaining in the positions above prescribed, the band playing; the column changes direction, without command from the colonel, at the points indicated, the colonel taking his place six yards in front of the staff immediately after the second change; the band having passed the reviewing officer, wheels to the left out of the column, and takes post in front of and facing the reviewing officer, where it remains till the rear of the column has passed, when it counter-marches and returns to its place before the review, ceasing to play as the battalion approaches its original position.

The colonel and staff, except the adjutant, salute together when the colonel is at six yards from the reviewing

officer, and return to the carry together when the colonel has marched six yards beyond him. The other officers, and the non-commissioned staff, salute and return to the carry at the points prescribed for the colonel. In saluting, all officers turn the head, and look toward the reviewing officer. Non-commissioned officers in command of subdivisions salute as prescribed for a sergeant. Staff and non-commissioned staff officers without swords do not salute. If entitled to a salute from the color, the color salutes when at six yards from the reviewing officer, and is raised when six yards beyond him; as the colors salute, the trumpeters or field-music sound a march, flourishes, or ruffles, according to his rank, the band continuing to play.

The reviewing officer acknowledges only the salute of the colonel and the color.

The colonel having saluted, places himself on the right of the reviewing officer, where he remains till the rear of the battalion has passed, when he rejoins the battalion. The head of the column having executed a second change of direction to the left, after having passed the reviewing officer, the colonel commands: *Guide left*; and when it arrives on the original ground, wheels it into line to the left, opens the ranks as in the previous case, presents arms, and salutes; the salute being acknowledged by the reviewing officer, terminates the review.

Should it be desirable to march past the reviewing officer again, and in double time, instead of changing the guide and forming line as above, the colonel commands: 1. *Double time*, 2. MARCH; and, at the second change of direction, places himself at the head of the column. The band, previously notified, remains in its position opposite the reviewing officer, and plays in double time.

In passing in review in double time, there is no saluting; the colonel having passed the reviewing officer,

places himself on his right, and the review is concluded as already explained.

After the review, the colonel causes the battalion to perform such manœuvres as the reviewing officer may direct.

When desirable that a battalion should be reviewed before an inspector junior in rank to the commanding officer, the commanding officer will receive the review, and will be accompanied by the inspector.

INSPECTION OF A BATTALION.

816. THE battalion being in line, bayonets fixed, the colonel causes it to break into column of companies, right in front, and commands:

1. *Rear open order*, 2. MARCH.

At the first command, the right and left guides of each company step three yards to the rear to mark the alignment for the rear rank. Each captain hastens to the right, verifies the position of the guides, and then places himself facing the left, three yards in front of the right file. The adjutant places himself on the left of the color-guard, and commands: 1. *Forward*, 2. *Guide left*.

At the command *march*, the ranks are opened in each company as explained in the School of the Company; the adjutant conducts the color-guard to the head of the column, posts it twelve yards in front of the centre of the leading company, and then brings it to rear open order. The drum-major conducts the band, passing by the right flank of the battalion, to the rear of the column, and posts it, facing to the front, twelve yards in rear of the rear company.

The colonel next commands:

1. *Field and staff to the front*, 2. MARCH.

The commissioned officers, thus designated, form in the order of rank from right to left, field-officers on the right, on a line equal to the front of the column, six yards in front of the colors, the non-commissioned staff form in a similar manner, three yards in rear of the field-officers. The colonel, seeing the movement executed, takes post on the right of the lieutenant-colonel, and awaits the approach of the inspecting officer.

Such field and staff officers as may be superior in rank to the inspector do not take post in front of the column, but accompany the inspecting officer.

After inspecting the field and staff, the colonel commands: 1. *Order*, 2. ARMS, and the inspector, accompanied by these officers, passes down the open column, looking at every rank, front and rear. The field and staff return their swords as soon as inspected.

The colonel now commands:

1. *In place*, 2. REST.

When the inspector, commencing at the head of the column, proceeds to make a minute inspection of the non-commissioned staff, color-guard, and the several companies in succession.

The adjutant gives the necessary commands for the inspection of the color-guard.

The non-commissioned staff and color-guard may be dismissed as soon as inspected.

As the inspector successively approaches the companies, the captains command:

1. *Company*, 2. ATTENTION, 3. *Inspection*, 4. ARMS.

The captain, as soon as inspected, returns his sword, and accompanies the inspecting officer; the lieutenants,

when the inspector begins the inspection of the front rank, face about and stand in place rest; the arms, accoutrements, and dress of each soldier having been minutely inspected, the captain commands:

1. *Open*, 2. **BOXES**:

when the ammunition and boxes are examined.

The captain then closes ranks, stacks arms, opens ranks, and commands:

1. *Front rank*, 2. **ABOUT**, 3. **FACE**, 4. **UNSLING**, 5. **KNAPSACKS**, 6. *Open*, 7. **KNAPSACKS**.

The men of the front rank having faced about take a short step forward so as to be free from the stacks.

At the command *unslung*, each man unfastens his knapsack, and, standing erect, holds it by the straps in front of the knees, flap from him; at the command *knapsacks*, he places the knapsack on the ground, flap upward, the great-coat six inches from the feet, and then stands at attention; at the seventh command, he opens the knapsack, turning the flap toward the feet, the flap resting on the great-coat; he then stands at attention.

The inspector having inspected the knapsacks, the captain commands:

1. *Repack*, 2. **KNAPSACKS**.

At the command *knapsacks*, each soldier repacks and buckles up his knapsack, leaving it in the same position as before opening it, and then stands at attention.

The captain then commands:

1. **SLING**, 2. **KNAPSACKS**.

At the command *sling*, each man grasps the unbuckled strap of the knapsack with the right hand, the buckled

strap with the left hand, the right hand uppermost, and stands erect, the flap of the knapsack from him; at the second command, he replaces the knapsack on his back. The captain then commands:

1. *Front rank*, 2. ABOUT, 3. FACE.

The men of the front rank having faced about, step forward to the line of stacks; the captain then closes the ranks, takes arms, and, on intimation from the inspector, marches the company to its quarters and dismisses it.

In a long column, some of the rearmost companies, after the inspection of dress and general appearance, may be permitted to stack arms and break ranks until just before the inspector approaches them, when they *take arms*, and resume their position.

The band plays during the inspection of the companies, and is brought to rear open order by the drum-major on the approach of the inspector. Each man as the inspector approaches him raises his instrument in front of the body, reverses it so as to show both sides, and then returns it to its former position.

In column of several companies, the inspection of dress and general appearance may be dispensed with, the battalion being brought to an order, and in place rest, as soon as the field and staff have been inspected.

At inspection of quarters, the inspector is accompanied by all the officers, or by such of them as he may designate; the men, with gloves and accoutrements, stand covered in front of their respective bunks; in camp they stand in front of their tents; the senior non-commissioned officer, upon the approach of the inspector, commands: 1. *Company* (or *squad*), 2. ATTENTION.

MUSTER OF A BATTALION.

817. ALL stated musters of troops are (when practicable) preceded by a minute and careful *inspection* in the prescribed mode; and, if the command be of more than a company, by a *review*, before inspection.

The mustering officer having inspected the companies in succession, beginning at the head of the column, returns to the first company to muster it; each captain, as the mustering officer approaches, brings his company to rear open order, supports arms, and commands: *Attention to muster.*

The mustering officer then calls over the names on the roll; each man, as his name is called, distinctly answers, *Here!* and brings his piece to a *carry* and then to an *order arms.*

The adjutant, at muster, provides himself with the muster-roll of the field and staff; and each captain with a roll of his company, and a list of absentees alphabetically arranged.

After muster, the presence of the men reported in the hospital and on guard is verified by the mustering officer, who is accompanied by the company commanders.

GUARD-MOUNTING.

818. At the *assembly of guard details*, the men warned for duty fall in on their company parade-grounds, in two ranks, facing to the right, non-commissioned officers and supernumeraries falling in as file-closers; each first-sergeant then faces his detail to the left, verifies it, fixes bayonets, brings the detail to rear open order, inspects the dress and general appearance, replaces by a supernumerary any

man whose condition makes him unfit to march on guard, and then brings the detail to close order.

The band takes post on the regimental parade, so that the left of its front rank shall be twelve yards to the right of the front rank of the guard when the latter is formed.

At *adjutants' call*, the adjutant and sergeant-major march to the regimental or garrison parade, the sergeant-major on the left; the details are conducted to the parade by the first-sergeants, the band playing in quick or double time.

Upon arriving on the parade ground, the sergeant major takes post facing to the left, twelve yards to the left of the front rank of the band; the adjutant takes post so as to be twelve yards in front of and facing the centre of the guard when formed.

The detail which arrives first is so conducted to the line that, upon halting, the breast of the right front-rank man shall be near to and opposite the left arm of the sergeant-major. The sergeant having halted his detail, places himself in front of and facing the sergeant-major, at a distance equal to or a little greater than the front of his detail; he then commands: 1. *Rear open order*, 2. *MARCH*.

At the second command, the ranks are opened, the front rank dresses up to the line of the sergeant-major and first-sergeant, the right front rank man placing his breast against the left arm of the sergeant-major; the rear rank steps back and halts three yards in rear of the front rank; the non-commissioned officers three yards in rear of the rear rank; the supernumeraries three yards in rear of the non-commissioned officers.

Seeing the ranks opened, the sergeant commands: *FRONT*; salutes the sergeant-major, and reports: *The detail is correct*, or: (So many) *sergeants, corporals, or pri-*

vates are absent. He then passes by the right of the guard, and places himself three yards in rear of his supernumeraries.

The other details, as they arrive, form in a similar manner on the left of the first; each first-sergeant places himself opposite the left of his detail, faces the sergeant-major, opens ranks, salutes, reports, and places himself in rear of his supernumeraries as already prescribed; the rear rank, the non-commissioned officers and supernumeraries of each detail, dress on the rear rank, the non-commissioned officers and supernumeraries of the detail next preceding; the rear rank closes to the right.

The company details alternate in taking the right of the line.

The sergeant-major returns the salutes with the right hand, draws his sword, verifies the details, causes the guard to count fours, completing the left four as in the School of the Company, if necessary, and then divides the guard equally into two platoons; after which he commands:

1. *Right*, 2. DRESS.

The sergeant-major verifies the alignment of the ranks, file-closers, supernumeraries, and first-sergeants, and then returns to the right of the front rank, faces to the left, commands: 3. FRONT, passes to the centre of the guard, turns to the right, halts midway to the adjutant, salutes, and reports:

Sir! The details are correct; or:

Sir! (So many) sergeants, corporals, or privates, are absent.

At the order: *Take your post*, the sergeant-major faces about, approaches to within two yards of the centre of the

guard, and, turning to the right, places himself facing to the front, three yards to the left of the front rank.

The sergeant-major having reported, the officers of the guard post themselves facing to the front, three yards in front of the front rank, and draw sword, the senior opposite the centre of the first platoon, the junior opposite the centre of the second platoon; if there be but one officer, he places himself in front of the centre of the guard.

The adjutant superintends the formation, returns the salute of the sergeant-major with the right hand, draws his sword, and commands:

1. *Officers and non-commissioned officers, to the front and centre,* 2. MARCH.

At the command *march*, the officers of the guard advance, closing toward each other, and halt at three yards from the adjutant; the non-commissioned officers pass by the flanks, and form in the order of rank from right to left, three yards in rear of the officers.

The adjutant then assigns their places in the guard according to rank, as follows: *senior officer, commander of the guard, and chief of the first platoon; junior officer, chief of the second platoon; senior sergeant, right guide and guide of the first platoon; second-sergeant, left guide and guide of the second platoon; the remaining non-commissioned officers as file-closers of the first and second platoons.*

The adjutant then commands:

1. *Officer and non-commissioned officers,* 2. *To your posts,* 3. MARCH.

At the command *march*, the junior-officer of the guard and the non-commissioned officers take the posts assigned them, the junior officer placing himself three yards in front

of the centre of the second platoon, the non-commissioned officers passing around the flanks.

If there be but one officer of the guard, the adjutant commands: 1. *Non-commissioned officers*, 2. *To your posts*, 3. MARCH. The senior sergeant takes his post in the line of file-closers opposite the centre of the second platoon.

The officers and non-commissioned officers having taken their posts, the adjutant directs the commander of the guard: *Inspect your guard, Sir*; at which he faces about, commands: 1. *Order*, 2. ARMS, 3. *Inspection*, 4. ARMS, returns his sword and inspects the guard.

During the inspection, the band plays.

The adjutant, during the inspection, returns his sword, observes the general condition of the guard, and replaces any man who does not present a creditable appearance, by a supernumerary from his company. He also, when so directed, selects, as orderly for the commanding officer, the soldier who is neatest in general appearance, and notifies the officer of the guard of his selection.

When there are two officers of the guard, the junior may, at the discretion of the senior, inspect the rear rank.

If there be no officers of the guard, the adjutant inspects, and the sergeants designated as chiefs of platoon place themselves in the line of file-closers, opposite the centres of their platoons. If the guard be too small to be divided into platoons, the senior sergeant, who commands the guard, places himself on the right of the front rank, and is covered by the right guide in the rear rank.

The inspection ended, the adjutant places himself about thirty yards in front of and facing the centre of the guard, and draws sword; the officers of the guard place themselves three yards in front of the centres of their respective platoons, and draw sword; if there be but one, he places himself three yards in front of the centre of the guard; at

the same time, the officers of the day take post in front of and facing the guard, about thirty yards or more from the adjutant, the old officer of the day three yards to the right and one yard to the rear of the new officer of the day.

The adjutant then commands:

1. *Parade*, 2. REST, 3. SOUND OFF.

The band, commencing on the right, plays along the line in front of the officers of the guard to the left, and back to its place on the right, when it ceases.

The adjutant now commands:

1. *Guard*, 2. ATTENTION, 3. *Carry*, 4. ARMS, 5. *Close order*, 6. MARCH.

At the command *march*, the officers face about, and place themselves two yards in front of their respective platoons.

The adjutant then commands:

1. *Present*, 2. ARMS;

faces to the new officer of the day, salutes, and reports: *Sir! The guard is formed.* The new officer of the day, after acknowledging the salute with the right hand, directs the adjutant: *March the guard in review, Sir.* If the adjutant be senior to the officer of the day, he reports without saluting; the officer of the day then salutes and gives the adjutant the same directions as before; the adjutant returns the salute.

The adjutant faces about, brings the guard to a *carry*, and commands:

1. *Platoons right wheel*, 2. MARCH.

At the first command, the chiefs of platoon, if not al-

ready there, place themselves two yards in front of the centres of their respective platoons.

At the command *march*, the platoons wheel to the right on a fixed pivot, as explained in the School of the Company; the band wheels to the right and places itself twelve yards in front of the first platoon.

The adjutant places himself abreast of the first platoon and six yards from its left flank; the sergeant-major six yards from the left flank of the second platoon.

The adjutant then commands :

1. *Pass in review*, 2. *Forward*, 3. *Guide right*, 4. **MARCH.**

The guard marches in quick time past the officer of the day, according to the principles of review, the adjutant, the chiefs of platoon, sergeant-major and drum-major saluting. If senior to the officer of the day, the adjutant does not salute.

The band having passed the officers of the day, wheels to the left out of the column, and places itself opposite the officers of the day, and facing them, ceasing to play when the rear of the column has passed; the trumpeters or field-music detach themselves from the band when the latter wheels out of the column, and remain in front of the guard.

The guard having passed the officers of the day, the adjutant and sergeant-major halt, return their swords and retire. The commander of the guard wheels it into line to the left without halting, breaks it into column of fours to the right, places himself on the left of the leading guide, and, preceded by the trumpeters, who begin to play when the band ceases, conducts his guard to its post. The officers of the day face toward each other and salute, the old officer of the day giving the old or standing orders to the new officer of the day.

While the band sounds off, and the guard is marching in review, the officers of the day stand at parade rest with arms folded. They both come to attention before the guard is to be presented, and as the head of the column approaches.

The new officer of the day returns the salute of the drum-major, should there be one, with the right hand, and uncovers while the guard is passing, holding his hat with the right hand over the left shoulder.

The first-sergeants and supernumeraries come to *order arms, parade rest, and attention*, with the guard; they remain at *order arms* while the guard is being presented and wheeled into column. The senior first-sergeant commands: 1. *Parade*, 2. *Rest*, at the command *march* for passing in review, and: 1. *Supernumeraries*, 2. *ATTENTION*, when the officers of the day come to attention. The first-sergeants come to *parade rest*, and to *attention* with the supernumeraries. The rear of the column having passed the officers of the day, the senior first-sergeant commands: 1. *Carry*, 2. *ARMS*, after which each first-sergeant marches his supernumeraries to the company parade and dismisses them.

The guard, if too small to be divided into platoons, may be wheeled to the right and passed in review as above; the commander of the guard is two yards in front of its centre; the adjutant is six yards from its left flank, the sergeant-major covers him on a line with the file-closers.

The officer of the day may direct the adjutant: *March the guard to its post, Sir*. The adjutant faces about, brings the guard to a *carry*, and then commands: 1. *Guard to its post*, 2. *Fours right*, 3. *MARCH* (or *double time, MARCH*).

At the second command, the senior officer places himself facing to the right, two yards in front of the right guide; the junior officer places himself in the line of file-closers in rear of the centre of the second platoon.

At the command *march*, the guard wheels by fours to the right; the trumpeters or field-music place themselves in its front; the senior officer takes command and places himself on the left of the leading guide; the adjutant and sergeant-major return swords and retire, and the first-sergeants march off their supernumeraries; the officers of the day salute each other as before, and the band retires.

As the new guard approaches the guard-house, the old guard is formed in line, with the trumpeters or field-music two yards to its right; and, when the trumpeters or field-music of the new guard arrive opposite its left, the commander of the old guard commands:

1. *Present*, 2. ARMS.

The new guard having passed, he commands:

1. *Carry*, 2. ARMS.

The new guard marches in quick time past the old guard, arms at a *carry*, officers saluting.

The trumpeters having marched three yards beyond the trumpeters or field-music of the old guard, change direction to the right, and, followed by the guard, change direction to the left when on a line with the file-closers of the old guard. The change of direction is without command; the senior officer of the guard halts on the line of the front rank of the old guard, allows his guard to march past him, and, when its rear approaches, wheels it by fours to the left, halts it, establishes the left guide three yards to the right of the trumpeters or field-music of the old guard, and on a line with its front rank, and then dresses his guard to the left; the trumpeters, or field-music, of the new guard are two yards to the right of its front rank.

The new guard being dressed, the commander of each

guard, in front of and facing its centre, commands: 1. *Present*, 2. ARMS, resumes his front, and salutes.

The officers, having saluted, face their guards, and command:

1. *Carry*, 2. ARMS, 3. *Order*, 4. ARMS.

Should the guards be commanded by sergeants, they present with their guards, standing on the right or left of the front rank, according as they command the old or new guard. If one guard is commanded by an officer, the other by a non-commissioned officer, the latter stands on the flank of his guard and salutes with it.

The officer of the new guard now divides the guard into three reliefs, numbers them *first*, *second*, and *third*, from right to left, and directs a list of the guard to be made; experienced soldiers are placed over the arms of the guard and at the remote and responsible posts; the officer of the guard then proceeds to take possession of the guard-house or guard-tent, and the articles and prisoners in charge of the guard.

During the time of relieving the sentinels and of calling in the small posts, the two guards stand at place rest, and the old commander gives to the new all the information and the instructions relating to his post.

The first relief having been designated and brought to a carry, its corporal commands: CALL OFF. Commencing on the right the men call off alternately front and rear rank: *one, two, three, four*, and so on; the corporal then commands:

1. *Right*, 2. FACE, 3. *Support* (or *right shoulder*),
4. ARMS, 5. *Forward*, 6. MARCH.

The corporal marches on the left, and near the rear file, in order to observe the march. The corporal of the old

guard marches on the right of the leading rank, and takes command when the last one of the old sentinels is relieved, changing places with the corporal of the new guard.

When the relief arrives at fifteen yards from a sentinel, he halts and faces to it, with arms at a carry. At six yards from him the corporal commands:

1. *Relief*, 2. *HALT*.

The corporal then adds, according to the number of the post:

1. *No.* (—), 2. *Arms*, 3. *PORT*.

At the third command the two sentinels come to *arms port*, and approach each other. The old sentinel, under the supervision of both corporals, whispers his instructions to the new sentinel; both then come to a *carry*.

The corporal then commands:

1. *Support* (or, *right shoulder*), 2. *ARMS*, 3. *Forward*, 4. *MARCH*.

As the relief passes, the old sentinel takes his place in its rear at a support (or right shoulder) arms; the other sentinels are relieved in a similar manner. The sentinel at the guard-house is the first relieved, and is left behind.

The detachments and sentinels of the old guard, having come in, form on its left, and both guards are brought to a carry; the senior officer of the old guard then marches it, with the guide right, six yards to the front, when he commands: 1. *Fours right*, 2. *MARCH*. At the command *march*, the guard wheels by fours to the right, the trumpeters, or field-music, begin to play, and the guard marches in quick time past the new guard, which stands at *present arms*, officers of both guards saluting.

The commander of the new guard, if an officer, stands

two yards in front of its centre while the old guard is passing; if a non-commissioned officer, he stands on the right of the front rank.

The new guard is brought to a carry as soon as the old guard has passed, and, when the latter has marched about fifty yards from the post of the guard, the commander of the new guard orders his men to stack arms, or to place them in the gun-racks.

The commander of the guard then makes himself acquainted with all the instructions for his post, visits the sentinels, and questions them and the non-commissioned officers relative to the instructions they have received from the old guard.

On arriving on the regimental or garrison parade, the officer of the old guard forms it in line and halts it, orders the company details composing it two yards to the front, and sends them, under charge of non-commissioned officers or privates, to their respective companies. Before the men are dismissed, the cartridges are drawn, or discharged at a target. When the details return to their companies, the chiefs of squad examine the arms and accoutrements of their men, and cause them to be put away in good order.

The officers of the day visit and inspect the guard-house, or tents, while the old guard is being relieved, verify the number of prisoners, and then proceed to the office or presence of the commanding officer, who receives the report of the old officer of the day, relieves him, and delivers his instructions to the new officer of the day.

In visiting the guard-house the officers of the day will each be saluted by his own guard, its officer commanding:
1. *Present*, 2. *ARMS*.

When other officers entitled to a salute approach, the senior officer of the two guards commands:

1. *Old and new guards*, 2. *Present*, 3. **ARMS**.

In rendering honors, the commander of the guard, if an officer, stands in front of its centre, faces about to command present arms, resumes his front, and then salutes; he also faces about before commanding *carry arms*, and again resumes his front. If a non-commissioned officer commands the guard, he presents and carries arms with it, standing on the right of the front rank.

When a small detachment is mounted for guard, as at a one company post, the officer mounting it brings the detachment to rear open order, and, after having inspected it, places himself in front of and facing it, and commands: 1. *Parade*, 2. **REST**, 3. **SOUND OFF**. The trumpeters or field-music sound off, standing on the right, after which the guard is brought to close order, and without presenting (unless there be an officer of the day) is marched direct to its post by the commands: 1. *Guard to its post*, 2. *Right*, 3. **FACE**, 4. *Forward*, 5. **MARCH**.

The non-commissioned officer commanding the guard during the mounting stands on the right of the front rank. In conducting the guard to its post he marches near its left and rear, where he can see its movements. A file-closer, if there be one, takes his place as guide. The same honors are rendered at the guard-house as already explained.

Undress guard-mounting.

819. In bad weather, at night, or after long marches, *undress* guard-mounting will replace *dress* guard-mounting. It is conducted on the same principles as dress guard-mounting, except that the trumpeters or field-music sound off, standing on the right of the guard, and that the division into platoons and the march in review are dispensed

with. The music, at the discretion of the commanding officer, may be dispensed with.

Grand guard-mounting.

820. Grand guard-mounting is conducted upon the same principle as regimental guard-mounting.

Each regimental detachment is assembled on its parade and verified by the adjutant, after which it is marched to the general parade by the senior officer or non-commissioned officer of the detachment. The officer of each detachment, having formed it in open order, places himself two yards in front of its centre, the guides taking their places in the line of file-closers as the detachment is halted.

A staff-officer counts the files, verifies the details by reference to written orders, causes the guard to count fours, divides it into two or more platoons, and then dresses it to the right.

A space for the guide is left between the platoons, which is temporarily occupied by a file-closer, and through which the file-closers pass at the command: 1. *Officers and non-commissioned officers to the front and centre*, 2. MARCH.

Each platoon is inspected by its chief. The guard having passed in review before the field-officer of the day, is formed to the left into line, and halted by the staff-officer. The field-officer of the day then sends the guard by detachments to the various posts.

ESCORT OF THE COLOR.

821. The battalion being in line, the colonel, after bringing the battalion to *carry arms*, fixes bayonets, and details a company, other than the color company, to receive and escort the colors to their place in line.

The escort is formed in column of platoons; the band

in front, the color-bearer between the platoons. The escort is then put in march, without music, arms at a *right shoulder*.

On approaching the colonel's quarters, the escort is halted and formed in line facing toward them, the band on the right, the color-bearer in the line of file-closers.

The moment the escort is in line, the color-bearer, preceded by the first-lieutenant, and followed by a sergeant of the escort, goes to receive the color.

When the color-bearer comes out, followed by the lieutenant and sergeant, he halts before the entrance; the escort *presents arms*, and the trumpeters, or field-music, sound *to the color*.

The captain then causes the arms to be *carried*; the lieutenant and sergeant return to their posts, and the captain breaks the company into column of platoons; the color-bearer places himself between the platoons.

The escort marches back to the battalion to the sound of music, in quick time, and in the same order as above, the guide to the left. The march is so conducted that, when the escort arrives at fifty yards in front of the right of the battalion, the direction of the march may be parallel to its front; when the color arrives opposite its place in line, the captain forms line to the left and halts; the color-bearer, passing between the platoons, advances and halts twelve yards in front of the colonel.

The color-bearer having halted, the colonel, who posts himself twelve yards in front of the centre of his battalion, faces about, commands: 1. *Present*, 2. *ARMS*, resumes his front and salutes; the trumpeters, or field music, sound *to the color*, and the color-sergeant returns the color-salute. The colonel then faces about, brings the battalion to a *carry*, after which the color-bearer takes his place in the color-guard. The escort *presents* and *carries arms* with the

battalion at the command of the colonel, after which the captain forms it again in column, and marches it to its place in line, passing around the left flank of the battalion.

The color is escorted from the parade-ground of the color company to the colonel's quarters, by the color-guard.

ESCORTS OF HONOR.

822. Escorts of honor are detailed for the purpose of receiving and escorting personages of high rank, civil or military. The troops for this purpose are selected for their soldierly appearance and superior discipline.

The escort forms in line, bayonets fixed, the centre opposite the place where the personage presents himself, with an interval between the wings to receive him and his staff, the band on the flank of the escort toward which it will march. On the appearance of the personage, he is received with the honors due to his rank. When he has taken his place in the line, the escort is formed into column of companies, platoons, or fours, and takes up the march. On leaving, the escort line is formed, and the same honors are paid as before.

When the position of the escort is at a considerable distance from the point where the person is to be received, as, for instance, where a court-yard or wharf intervenes, a double line of sentinels is posted from that point to the escort, facing inward; the sentinels successively salute as he passes, and are then relieved and join the escort.

An officer is appointed to attend him, to bear such communications as he may have to make to the commander of the escort.

FUNERAL HONORS.

823. Funeral escorts are allowed as follows: *General commanding in chief*, a regiment of infantry, a battalion

of cavalry, and two batteries of artillery; a *lieutenant-general*, a regiment of infantry, a battalion of cavalry, and a battery of artillery; a *major-general*, a regiment of infantry, two companies of cavalry, and a battery of artillery; a *brigadier-general*, a regiment of infantry, a company of cavalry, and a platoon of artillery; a colonel, a regiment; a lieutenant-colonel, six companies; major, four companies; captain, one company; subaltern, half a company; non-commissioned staff-officer, and a sergeant, sixteen privates, commanded by a sergeant; corporal, twelve privates, commanded by a corporal; private, eight privates, commanded by a corporal.

An officer's escort, when practicable, is commanded by an officer of the same grade.

The escort is formed with the centre opposite the tent or quarters of the deceased; arms at a carry; bayonets unfixed; the band on that flank of the escort toward which it is to march.

Upon the appearance of the remains, the commander commands:

1. *Present*, 2. ARMS.

and the band plays an appropriate air; arms are then carried, after which the coffin is taken to the flank of the escort, opposite the music.

The escort is next wheeled into column of companies, platoons, or fours. If the escort be small, it may be faced by the flank. The procession is formed in the following order: 1. *Music*. 2. *Escort*. 3. *Clergy* and *Surgeons*. 4. *Remains* and *pall-bearers*. 5. *Mourners*, including members of the former command of the deceased. 6. *Distinguished persons*, according to rank. 7. *Delegations*. 8. *Societies*. 9. *Citizens*.

The procession being formed, the commander of the

escort commands: 1. *Reverse*, 2. *ARMS*, and then puts the escort in march.

The escort marches in slow time to solemn music; the centre of the column having arrived opposite the grave, line is formed facing it.

The remains are next brought and placed over the grave, after which arms are presented, the band playing an appropriate air. The music having ceased, arms are *carried*, and the coffin, by direction of the commander of the escort, is lowered into the grave. The commander next commands: 1. *Rest on*, 2. *ARMS*.

The funeral services are now completed, after which the commander commands: 1. *Carry*, 2. *ARMS*, 3. *With blank cartridges*, 4. *LOAD*.

He then causes the escort to fire three rounds with blank cartridges, the muzzles of the pieces being elevated. The escort is then formed into column, and marched to the point where it was assembled, and is then dismissed. The band does not play till it has left the inclosure.

When the distance to the place of interment is considerable, the escort, after having left the camp or garrison, may march in route step until it approaches the burial-ground, when it is called to attention, and the arms reversed. The music does not play while at route step.

In all funeral ceremonies, six pall-bearers may be selected from the grade of the deceased, or the grades next above or below it. If a commissioned officer, the coffin is borne by six non-commissioned officers; if a non-commissioned officer, or private, by six privates.

At the funeral of a general officer, the commander of the escort, in forming column, gives the appropriate commands for the cavalry, artillery, and infantry, which form in column, from front to rear, in the order named. The trumpeters or field-music sound a march, flourishes, or ruffles.

according to the rank of the deceased, whenever arms are presented, after which the band plays an appropriate air. In marching to the cemetery, the trumpeters of the artillery and cavalry may alternate, in playing, with the band of the infantry.

If the funeral be for a mounted officer, his horse, in mourning caparison, follows the hearse.

Should the entrance to the cemetery prevent the hearse from accompanying the escort till the latter halts at the grave, the column is halted at the entrance long enough to take the remains from the hearse, when the column is again put in march. The cavalry and artillery, when unable to enter the inclosure, wheel out of the column, face to the column, and salute the remains as they pass.

When necessary to escort the remains from the quarters of the deceased to the church, before the funeral service, arms are presented upon receiving the remains at the quarters, and also as they are borne into chapel.

The commander of the escort, previous to the funeral, gives the clergyman and pall-bearers all needful directions.

DRESS PARADE FOR A BRIGADE OF INFANTRY.*

824. All the mounted officers remain mounted.

The trumpeters or field-music of each brigade may be consolidated in rear of the brigade band.

The brigade is formed in line of masses.

The field-officers of each battalion, as soon as it is dressed, post themselves on a line, six yards in front of the chief of the first division; the colonel opposite the centre of

* The ceremonies for brigades, divisions, and corps were originally prepared by Brevet Major-General A. T. A. Torbert, U. S. Army, but have been modified to meet the requirements of assimilation.

the division, the lieutenant-colonel opposite the right, the major the left; the adjutant is six yards from the right flank of the second division, the sergeant-major is six yards from the right flank of the fourth division; the staff, except the adjutant, is abreast of the first division, the right of the staff six yards to the right of the division; the non-commissioned staff is on a line equal to the front of the column, six yards in rear of the fifth division; the trumpeters or field-music, if not consolidated in rear of the brigade band, are six yards to the right of the staff.

The brigade band is twenty-four yards to the right of the first battalion.

The adjutant-general is three yards to the right of the staff of the first battalion.

The general takes post facing the line, fifty yards in front of its centre, his staff, excepting the adjutant-general, in single rank, six yards in his rear, the orderlies three yards in rear of the staff.

The adjutant-general having commanded *guides posts*, the colonels, beginning on the right, successively face about, bring their battalions to *order arms*, *parade rest*, and then face to the front; the band then plays in front of the line of field-officers to the left of the brigade, and back to its post on the right.

The music having ceased, the adjutant-general moves six yards to the front, wheels to the left, halts, and commands:

1. *Battalions*, 2. ATTENTION, 3. *Carry*, 4. ARMS.

The adjutant-general then passes in rear of the field-officers to the centre of the line, wheels to the right, halts midway between the line of field-officers and the general, faces to the left about, and commands:

1. *Present*, 2. **ARMS.**

The arms being presented, the adjutant-general faces to the left about and salutes. If the parade be commanded by a general officer, the colors salute, and the trumpeters or field-music sound the flourishes or ruffles.

The adjutant-general having saluted, reports: *Sir! The parade is formed*; the general acknowledges the salute with the right hand, and directs the adjutant-general: *Take your post, Sir*; the adjutant-general takes his post three yards to the left and one yard to the rear of the general, passing by his right and rear.

The adjutant-general having taken his post, the general and his staff draw swords; the general then commands: 1. *Carry*, 2. **ARMS**, and adds such exercises in the manual of arms as he may desire, concluding with *order arms*. The colonels, unless otherwise ordered, repeat the commands.

The general then directs the adjutant-general to receive the reports and returns his sword; the staff return sword at the same time.

The adjutant-general passes around the right of the general, advances toward the line, halts midway between the general and the line of field-officers, and commands:

1. *Adjutants to the front and centre*, 2. **MARCH.**

At the first command the adjutants advance to the front and face toward the centre; at the second command they march to the centre, passing in rear of the line of field-officers, and successively face to the front.

The adjutant-general then commands: *Report*, when the adjutants, commencing on the right, salute and report: (Such) *regiment present or accounted for*, or: (Such) *regiment* (so many) *officers or enlisted men are absent*.

The adjutant-general then commands:

1. *Adjutants to your posts*, 2. MARCH.

At the second command the adjutants return to their posts; the adjutant-general then faces to the left about, salutes and reports: *Sir! All are present or accounted for*, or: *Sir! (so many) officers and enlisted men are absent*.

The general acknowledges the salute, and directs the adjutant: *Dismiss the parade, Sir*.

The adjutant-general faces to the left about, and commands: *Parade is dismissed*, when all the field-officers return their swords and face toward the centre.

The adjutant-general having returned his sword, all the field-officers close upon the centre, and successively face to the front; the two nearest the centre preserve the interval for the adjutant-general, who passes through the interval three yards to the rear, when he wheels about and halts; all the field-officers having faced to the front, the adjutant-general moves up to his place and commands:

1. *Forward*, 2. *Guide Centre*, 3. MARCH.

On approaching the general, the adjutant-general commands:

1. *Officers*, 2. HALT.

At the command *halt*, given at six yards from the general, the officers halt and salute with the right hand; the general returns the salute, and gives such instructions as he may deem necessary. The field-officers then return to their battalions, which the colonels conduct to their battalion parade-grounds and dismiss.

GENERAL RULES FOR REVIEW OF BRIGADES AND LARGER BODIES OF TROOPS.

825. All mounted officers remain mounted.

A camp-color is planted to indicate the post of the reviewing officer while the troops are passing in review. Another camp-color is planted fifty yards from the first, to indicate the point where each battalion is brought to a carry before passing the reviewing officer.

The staff of the reviewing officer is in single rank, six yards in his rear; the flag and orderlies place themselves three yards in rear of the staff.

When other officers and personages accompany the reviewing officer, they place themselves on the left of the staff of the reviewing officer; their own staffs and orderlies place themselves in their rear.

The trumpeters, or field-music, of each brigade, if there be no regimental bands, are consolidated on the right, in rear of the brigade band.

Brigades are arranged in line from right to left according to the rank of brigade commanders, the senior on the right; if in three lines, the senior commander is in front.

Divisions are arranged in the same manner.

When more than one brigade is to be reviewed, the staff-officers, after the reviewing officer passes along the front of each brigade, may remain near its left, while the reviewing officer goes to receive the salute from the next brigade; on his return they rejoin him and accompany him as before.

The staff-officers, in passing around the troops, ride in one or more ranks, according to the number.

The troops pass in review in quick time.

Before the head of the column approaches the post of

the reviewing officer, he goes wherever he can best observe the movements of the troops.

The colonels repeat commands as prescribed in brigade evolutions. Whenever the general of brigade faces toward the line to give commands, the colonels face about at the same time; they also resume their front at the same time with the general.

While the troops are on the march the colonels cause the arms to be carried at a *right shoulder, support, or carry*. The arms of each battalion are brought to a *carry* when the leading company arrives at fifty yards from the reviewing officer. Generals of divisions and corps, and their staff-officers, draw their swords when they take their places in column before passing in review; the swords are returned immediately after placing themselves on the right of the reviewing officer.

In reviews of divisions and corps, each battalion, after its rear has passed the reviewing officer thirty yards, takes the double time for one hundred yards, in order not to interfere with the march of the column in rear.

The troops having passed the reviewing officer, return to their camps by the most practicable route, being careful not to delay the march of the troops in their rear.

REVIEW OF A BRIGADE IN LINE.

826. The brigade is formed in line; each colonel takes his post, facing to the front, thirty yards in front of the centre of his battalion; the general takes post, facing to the front, thirty yards in advance of the line of colonels, opposite the centre, his staff takes post in single rank six yards in his rear, the orderlies three yards in rear of the staff.

The line being formed, the general faces about and commands:

1. *Prepare for review*, 2. MARCH.

At the first command, the colonels add: *Rear open order*.

At the command *march*, each battalion executes the movement as prescribed for the review of a battalion; the colonel after commanding *front* returns to his post, thirty yards in front of the centre of his battalion. The colonels having resumed their posts, the general faces to the front.

The ranks being open, the reviewing officer, accompanied by his staff, approaches the general, and halts at thirty yards in front of him to receive the salute.

The general then faces to the left about and commands:

1. *Present*, 2. ARMS.

The arms being presented, the general and colonels face to the left about and salute.

The reviewing officer having acknowledged the salute, the general faces about, and commands:

1. *Carry*, 2. ARMS, and resumes his front.

The general and staff then return their swords, and join the reviewing officer, the general placing himself on his right, the staff place themselves on the right of the staff of the reviewing officer.

The reviewing officer then goes to the right of the line, passes in rear of the line of colonels to the left, and returns in rear of the file-closers to the right, whence he proceeds to his post, in front of the centre of the brigade.

While the reviewing officer is passing in front and in rear of each battalion, it stands at *carry arms*, the remainder of the time the colonel causes it to stand at *parade rest*. The battalions are brought to the carry at the signal at-

tention from the general, given after the reviewing officer leaves the right of the line.

While the reviewing officer is passing around the line, the brigade band plays. If there be regimental bands, instead of a brigade band, each plays while the reviewing officer is passing in front and in rear of its battalion.

When the reviewing officer leaves the right of the line after passing around the troops, the general returns to his post and draws his sword; the staff draw their swords at the same time. The general then faces about and commands:

1. *Close order*, 2. MARCH.

The reviewing officer having taken his post, the general commands:

1. *Companies (or divisions) right wheel*, 2. MARCH.

At the second command each battalion forms in column of companies or divisions, in the order prescribed for review of a battalion, and each colonel brings his battalion to *right shoulder arms*; the pioneers place themselves twelve yards in front of the colonel of the leading battalion, the brigade band twelve yards in front of the pioneers; the general is thirty yards in front of the band, his staff in single rank, six yards in his rear, his orderlies three yards in rear of the staff.

The general then commands:

1. *Pass in review*, 2. *Forward*, 3. *Guide right*, 4. MARCH.

The column passes in review according to the principles prescribed for the review of a battalion.

The general having saluted, places himself on the right of the reviewing officer, his staff at the same time place themselves in single rank on the right of the staff of the

reviewing officer; the orderlies place themselves in rear of the staff.

The band wheels out of the column, places itself opposite the reviewing officer, and continues to play till the rear has passed, when it follows the rear battalion; the trumpeters, or field-music, sound the march, flourishes, or ruffles, as the color of each battalion salutes.

If there be regimental bands, each wheels out of the column after passing the reviewing officer, and ceases to play as soon as the rear company of its battalion has passed. The band then marches on the flank of the battalion and places itself in its rear after the band of the battalion next in rear has wheeled out of the column.

The rear of the column having passed the reviewing officer, the battalions, unless otherwise directed, return to their quarters, and the general and staff salute the reviewing officer. The salute being acknowledged, terminates the review.

REVIEW OF A BRIGADE IN LINE OF MASSES.

827. THE brigade is formed in line of masses as prescribed for parade, except that the general and staff face to the front.

The reviewing officer having halted at thirty yards from the general, the latter faces about and commands:

1. *Present*, 2. *ARMS*.

The salute being acknowledged, arms are carried; the reviewing officer then passes around the brigade as before, the battalions remaining at a *carry*; if there be regimental bands, but one plays while the reviewing officer is passing around the troops.

The reviewing officer having taken his post, the general commands :

1. *Battalions*, 2. *Change direction by the left flank*, 3. *MARCH*, 4. *Guides*, 5. *Posts*.

The general then commands: 1. *Pass in review*, 2. *Forward*, 3. *Guide right*, 4. *MARCH*.

At the third command, the colonel of the first battalion commands: 1. *Take wheeling distance*, 2. *Guide right*.

At the command *march*, the leading battalion takes wheeling distance; the other battalions, by command of their colonels, take wheeling distance in time to follow the battalion preceding in the order prescribed for review.

If the general commands: 1. *In column of companies, pass in review*, each colonel, as soon as his battalion has taken wheeling distance, commands: 1. *Right by companies*, 2. *MARCH*, 3. *Guide right*.

REVIEW OF A DIVISION IN LINE.

828. THE brigades are formed in line as prescribed for the review of a brigade, with an interval of sixty yards between brigades.

On the arrival of the reviewing officer, the major-general commanding the division causes his trumpeter to sound the *attention*; at this signal, repeated in each brigade, the brigade commanders prepare the brigades for review, after which the commanders of the centre and left brigades bring them to *order arms* and *parade rest*.

The reviewing officer and general of division then go to a point thirty yards in front of the general of the right brigade and halt, when the general of brigade commands :

1. *Present*, 2. ARMS.

The salute being acknowledged by the reviewing officer, the general commands:

1. *Carry*, 2. ARMS.

The reviewing officer, accompanied by the general of division, then goes to the right of the right brigade, passes along its front to its left, and from this point proceeds to a point thirty yards in front of the general of the centre brigade to receive the salute.

The general of the centre brigade causes the *attention* to be sounded when the reviewing officer approaches its right, and *presents arms* as before explained.

Having received the salute, the reviewing officer goes to the right of the centre brigade, passes along its front to the left, and then proceeds to a point thirty yards in front of the general of the left brigade, which brigade is presented as explained for the second.

The general having passed along the front of the left brigade, returns to the right of the division, passing in rear of the line.

The band of each brigade plays as the reviewing officer passes along the front of the brigade, and also while he is passing in its rear. If there be regimental bands, instead of a brigade band, each plays while the reviewing officer is passing in front and rear of its battalion.

When the reviewing officer passes the right of the division from the rear, the general of division causes the *attention* to be sounded. At this signal the brigade commanders close the ranks, wheel into column of companies or divisions to the right, and command:

1. *Pass in review*, 2. *Forward*, 3. *Guide right*.

The general of division then causes the *forward* to be

sounded, which being repeated, the division marches in review, conforming to the principles prescribed for the review of a brigade.

When the column is formed, the staff of the general of division, except the adjutant-general and aides-de-camp, place themselves in single rank thirty yards in front of the general of the leading brigade, the division flag and orderlies in their rear.

While the troops are approaching the reviewing officer, the general of division, and generals of brigades, accompanied by their adjutants-general and aides-de-camp, go where they can best observe the march, each placing himself in front of his staff, when the head of his column arrives at fifty yards from the reviewing officer.

The general of division having saluted, places himself on the right of the reviewing officer; his flag, staff, and orderlies, at the same time place themselves on the right of the staff and orderlies of the reviewing officer.

Each brigade commander having saluted, places himself on the right of the general of division; his staff, flag, and orderlies, at the same time arrange themselves on the right of the staff and orderlies of the division.

The band of each brigade ceases to play as soon as the colors of the rear battalion have saluted the reviewing officer.

This rule is general for reviews of divisions and larger bodies of troops.

REVIEW OF A DIVISION OF INFANTRY IN THREE LINES.

829. EACH brigade is in line, the distance between brigades being one hundred yards.

The division is prepared for review at the signal *atten-*

tion ; the brigades are successively presented to the reviewing officer, as previously explained, except that the reviewing officer passes around each brigade, in front and rear, before proceeding to receive the salute of the brigade next in rear.

Having passed around the rear brigade, the general of division causes the *attention* to be sounded. At this signal, which is repeated, each brigade commander closes ranks and wheels into column of companies or divisions to the right. The general of the leading brigade gives the commands for passing in review ; the generals of the centre and rear brigades bring them to *order arms* and *parade rest* or *in place rest*.

At the signal *forward*, repeated in the leading brigade, the brigade moves forward ; the generals of the other brigades give the commands for marching in review, causing them to change direction to the left, or half left, in time to follow at sixty yards in rear of the brigade preceding.

The review is completed as previously explained.

REVIEW OF A DIVISION IN LINE OF MASSES.

830. THE division is in line of masses, each brigade being formed as prescribed for review in line of masses.

The arms are presented, and the reviewing officer passes around the brigades, as prescribed for the review of the division in line.

Each brigade, while the reviewing officer is passing in its front and rear, stands at *carry arms*, the remainder of the time the general causes it to stand at *parade rest*.

The reviewing officer having passed around the troops, the signal *attention* is given, at which the generals of brigade cause their battalions to change direction by the

left flank; the general of the leading brigade gives the commands for passing in review in column of companies or divisions; the generals of the other brigades bring them to *order arms* and *parade rest* or *in place rest*. At the signal *forward*, repeated in the leading brigade, the brigade moves forward, the battalions executing the movement successively as explained in the review of a brigade in line of masses.

The generals of the centre and rear brigades give the commands for marching in review in time to follow the brigade preceding at the distance of sixty yards.

In passing around the division, the reviewing officer may pass between the different battalions from front to rear, and from rear to front.

REVIEW OF A CORPS OF INFANTRY.

831. THE corps is in line of masses, or in three lines of masses with a distance of one hundred yards between divisions.

On the arrival of the reviewing officer, the general commanding the corps causes the *attention* to be sounded, which is repeated by the trumpeters of the generals of division; each division is presented by brigade, as explained for the review of a division in line of masses; the general of division, accompanied by his staff, joins the reviewing officer and corps commander, in front of his right brigade, and accompanies them to receive the salutes from the brigades, and while passing in front and in rear of his division; he then remains near the right of his division. The reviewing officer having passed around the troops, the general commanding the corps causes the *attention* to be sounded, which being repeated by the trumpeters of divis-

ion and brigade commanders, each brigade is formed in column of masses to the right.

The general commanding the corps then causes the *forward* to be sounded, which being repeated by the trumpeters of the first division, the first division executes the movement, as previously explained; the other divisions stand *in place rest*, the generals causing the *forward* to be sounded in time to follow the division preceding at a distance of one hundred yards.

The troops may march in review in column of masses. If there be regimental bands only, the one at the head of each brigade wheels out of the column, when opposite the reviewing officer.

While on the march and passing in review, but one band in each brigade plays at a time.

On approaching the reviewing officer, the general commanding the corps places himself about fifty yards in front of the general of the first division; his staff place themselves in single rank six yards in his rear, the flag and orderlies three yards in rear of the staff.

The general having saluted, places himself on the right of the reviewing officer; the staff, followed by the flag and orderlies, place themselves on the right of the staff and orderlies of the reviewing officer.

The generals of division, while their divisions are passing in review, place themselves on the right of the corps commander; each brigade commander, in like manner, places himself on the right of the division commander; their staffs, followed by their flags and orderlies, place themselves on the right of the staff and orderlies of corps or division commanders.

The artillery of the corps is reviewed as prescribed in the Artillery Tactics.

832. When more than one corps is to be reviewed, the

reviewing officer does not go to the front of each brigade commander to receive the salute. The generals of brigade facing the line present arms and salute as the reviewing officer arrives opposite his right; he then causes arms to be carried and resumes his front. The march in review is conducted as explained for a corps.

833. When troops of different arms are reviewed in line they are arranged from right to left in the following order: first, infantry; second, mounted artillery; third, cavalry.

834. In the same arm, regulars, volunteers, and militia, are posted in line from right to left in the order named.

TRUMPET-SIGNALS.

835. THE *assembly of trumpeters* is the signal for the trumpeters to assemble; it precedes *reveille*, *retreat*, and *tattoo*, by such interval as may be prescribed by the commanding officer; it is also the first signal for all ceremonies.

When there is to be dress parade, or dress guard-mounting, the signal for *dress parade* or *dress guard-mounting* is sounded immediately after the *assembly of trumpeters*.

The *assembly* is the signal for forming the company in ranks, and calling the roll; it is usually sounded five minutes after the termination of *reveille*, *drill-call*, and *tattoo*. It is also sounded after the signal for such other duties as require company roll-call.

In large camps or garrisons, marches are played in the streets, or in front of the quarters between the *assembly of trumpeters* and the *reveille* and *tattoo*. When marches are played before the *reveille* and *tattoo*, the *assembly* may be sounded immediately after the *reveille* and *tattoo*.

The *assembly* precedes the *retreat*, the interval between them being only that required for formation and roll-call, except when there is dress parade.

Assembly of guard details is the signal for the details to form in ranks on their company parade-grounds.

Adjutant's call is the signal for companies and guard details to assemble on the camp or garrison parade-ground.

The general is the signal for packing up effects, striking tents, and loading wagons, preparatory to marching.

To arms is the signal for men to turn out under arms,

with the least practicable delay, on their company parade-grounds.

Assembly, reveille, retreat, tattoo, adjutant's call, to the color, the flourishes, and the marches, are sounded by all the trumpeters united; the other camp or garrison calls, as a general rule, are sounded by the trumpeter of the guard or orderly trumpeter.

The morning gun is fired at the first note of the *reveille*, or, if marches be played before the *reveille*, it is fired at the commencement of the first march.

The evening gun is fired at the last note of the *retreat*.

The signals for drill-movements include both the preparatory commands and the commands of execution.

The drill-signals are taught in succession, a few at a time, until all the officers and men are thoroughly familiar with them, some drills being specially devoted to this purpose.

When a command is given by the trumpet, the chiefs of subdivision give the proper commands orally. In the evolutions of large bodies of troops the subordinate commanders cause their trumpeters to repeat the signals of the chief trumpeter, who accompanies the commanding officer.

The memorizing of these signals will be facilitated by observing that all movements to the right are on the ascending chord, that the corresponding movements to the left are corresponding signals on the descending chord; and that the changes of gait are all upon the same note.

TRUMPET SIGNALS.

To economize space, the music is written an octave higher than the trumpet scale, and is adjusted to the scale of the bugle.

1. *Assembly of Trumpeters.*



Quick.



2. *Assembly.*

Moderate.



3. *Rveille.*4. *Retreat.*

Moderate.






5. *Tattoo.**Quick.*





6. *Extinguish Lights.**Slow.*7. *Mess.**Quick.*8. *Sick.**Quick.*

9. *School.**Quick.*10. *Church.**Slow.*11. *Drill.**Quick.*12. *Fatigue.**Quick.*



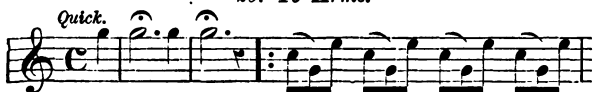
13. Recall.

Moderate.

14. Assembly of Guard Details.

Quick.

*15. Dress Parade or Dress Guard Mounting.**Quick.**16. Adjutant's Call.**Quick.**17. Officer's Call.**Quick.**18. First Sergeant's Call.**Quick.*

19. *The General.*20. *To Arms.*



21. Fire Alarm.



22 Rogues' March.



23. *Funeral March.**Very Slow.*

f

f

f


p

p

p

Repeat at will.

24. *President's March.**Quick time.*25. *General's March.**Quick time.*

26. *Flourish for Review.**Quick.*27. *To the Color.**Quick time.**End.**D. C.*

28. Quickstep. No. 1.

Quick time.

*29. Quickstep. No. 2.**30. Quickstep, No. 3.*

*31. Quickstep, No. 4.*

F TRUMPET.



C CROOK.





Second time. End.



Da Capo.




32. Quickstep, No. 5.




F TRUMPET.

C CROOK.







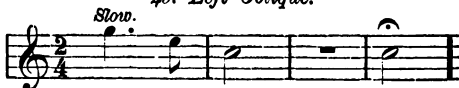
33. *Attention.*


TRUMPET SIGNALS.



34. *Forward.**Slow.*35. *Halt.*36. *Quick time.**Slow.*37. *Double time.**Slow.*38. *Charge.**Quick.*



39. *Guide Right.*40. *Guide Left.*41. *Guide Centre.*42. *Fours Right.*43. *Fours Left.*

TRUMPET SIGNALS.


44. *Fours Right About.*45. *Fours Left About.*46. *Column Right.*47. *Column Left.*48. *Right Oblique.*49. *Left Oblique.*

50. *Right Front into Line.**Moderate.*51. *Left Front into Line.**Moderate.*52. *Face to the Rear.**Slow.*53. *On Right into Line.**Moderate.*54. *On Left into Line.**Moderate.*


55. *Company Right Wheel.*56. *Company Left Wheel.*57. *Commence Firing.*58. *Cease Firing.*

59. *Skirmishers Attention.**Slow.*60. *Deploy.**Quick.*61. *To the Rear.**Quick.*62. *By the Right Flank.**Moderate.*63. *By the Left Flank.**Moderate.*

64. Rally by Fours.




65. Rally by Company.



66. Lie Down.




67. Rise Up.



DRUM AND FIFE SIGNALS.

EXPLANATIONS.

t indicates tap ; *f*, flam ; *d*, drag ; *r*, roll. The figures under the rolls indicate the number of strokes in each roll. Continuous roll, 

1. *The General.*

80 =  *t* *d* *t* *t* *t* *t* *r*



2. *The Assembly.*

80 =  *f* *f* *f* *f* *r* *f* *f* *f* *f*



3. *To the Color.*

FIFE. 80 = 



DRUM. *f t t t t t t f t t f*

f f r f f f f


9

4. *The long Roll.*


r r r r

5. *The Reveille.*

FIFE. 140 = 



DRUM. *t r r r r r t r*

7 7 8 7 7 8

First musical system (treble clef, key signature of one sharp). The bottom staff includes rhythmic notation: *r r r r r r r* above the notes, and *7 7 7 8 7 7 7* below the notes. The system concludes with a repeat sign and a final measure.

Second musical system (treble clef, key signature of one sharp). The bottom staff includes rhythmic notation: *r r r r r r r r r* above the notes, and *7 8 7 7 7 8 7 7 7 7* below the notes.

Third musical system (treble clef, key signature of one sharp). The bottom staff includes rhythmic notation: *r r r r t* above the notes, and *7 7 7* below the notes. The system concludes with a repeat sign and a final measure.

Fourth musical system (treble clef, key signature of one sharp, 2/4 time signature). Above the first staff, it says *60 = ♩ Slow Scotch.* The bottom staff includes rhythmic notation: *r r r r t* above the notes, and *9 9 9 9* below the notes. The system concludes with a repeat sign and a final measure.

120 = *Austrian.*

d d d d d d d d

d d d d &c. r t

140 = *Hessian.*

DOUBLE DRAG.

d d d d d d d d &c.

DRUM.

r t

60 = ♩ *Dutch.*

80 = ♩

&c.

7. *The Retreat.*

FIFE.

DRUM. r r r

110 = ♩

t d t t d t t d t t

d t d t t d t t *Volti.*

d t t d t d t t

d t t d t t d t

d t t d t t d t t d

8. *The Tattoo.*

FIFE. 80 = ♩

DRUM. d f t d t d r f t d

t d t r f r f *End.*

Play an Air in *Quick time*—after it, begin the Doubling.
 Then an Air in *Common time*—after it, repeat the Doubling
 Then an Air in *Slow time*—and repeat the Doubling.
 Finally an Air in *Double time*, followed by three Rolls.




*After the three
Rolls repeat
Doubling
to the End.*

9. *To recall Detachments.*



10. *Drummer's Call.*



11. *Come for Order.*FIRST
SERGEANTS.8 times
over.

SERGEANTS.

8 times
over.

CORPORALS.


8 times
over.12. *Cease Firing.*

TABLE OF CONTENTS.

INFANTRY TACTICS.

	Page
Commands (No. 9).....	8

SCHOOL OF THE SOLDIER.

Position of the soldier (No. 11).....	9
To rest and dismiss the squad (No. 12).....	11
Setting up (No. 16).....	12
Eyes right or left (No. 17).....	13
Salutes (No. 18).....	13
Facings (No. 19).....	14
Parade rest (No. 21).....	14
Direct step (No. 22).....	15
Balance step (No. 23).....	15
To march in the direct step (No. 25).....	16
Short step (No. 29).....	17
To mark time (No. 30).....	17
To change step (No. 31).....	18
Side step (No. 32).....	18
Back step (No. 33).....	18
To march to the rear (No. 34).....	19
The double step (No. 35).....	19
Alignments (No. 38).....	20
To march in line (No. 40).....	21
To march by the flank (No. 41).....	22
To change direction in column of files (No. 45).....	23
To oblique (No. 46).....	23
To march backward (No. 49).....	24
To march to the rear (No. 50).....	24
To march in double time (No. 51).....	24
To pass from quick time to double time, and the reverse (No. 52).....	25
Wheelings (No. 53).....	25
Wheeling on a fixed pivot (No. 56).....	27
Wheeling on a movable pivot (No. 59).....	28
Turning (No. 62).....	28
Double rank (No. 64).....	29

<i>Manual of Arms.</i>		Page
Present arms (No. 73).....		82
Support arms (No. 74).....		82
Order arms (No. 75).....		83
Position of order arms (No. 76).....		83
To rest (No. 77).....		83
Parade rest (No. 78).....		84
Trail arms (No. 79).....		84
Fix bayonet (No. 80).....		84
Charge bayonet (No. 81).....		85
Unfix bayonet (No. 82).....		85
Right shoulder arms (No. 83).....		86
Support to right shoulder arms (No. 84).....		87
Right shoulder to support arms (No. 85).....		87
Arms port (No. 86).....		87
Secure arms (No. 88).....		88
Reverse arms (No. 89).....		89
Rest on arms (No. 91).....		40
Squad, load (No. 92).....		41
Squad, ready (No. 94).....		41
Aim (No. 95).....		42
Fire (No. 96).....		42
Load (No. 97).....		43
Recover arms (No. 100).....		48
Open chamber (No. 102).....		44
Draw cartridge (No. 108).....		44
Firings (No. 104).....		44
The direct fire (No. 105).....		44
Oblique firings (No. 107).....		45
To fire by file (No. 108).....		46
To fire by rank (No. 109).....		46
To fire kneeling (No. 110).....		47
To fire lying down (No. 111).....		48
Sergeants' salute with arms (No. 112).....		49
Inspection of arms (No. 113).....		49
Inspection of boxes (No. 115).....		50
To stack arms (No. 116).....		50
To resume arms (No. 117).....		52
Remarks on the manual of arms (No. 118).....		52
To dismiss the squad with arms (No. 120).....		53
 <i>Bayonet Exercise.</i>		
To open and close files (No. 122).....		54
Guard (No. 126).....		55
Advance (No. 127).....		56
Retire (No. 128).....		56
Front passade (No. 129).....		56

TABLE OF CONTENTS.

437

	Page
Rear passade (No. 180)	56
Right volt (No. 181)	56
Left volt (No. 182)	53

Parries.

Tierce parry (No. 134)	57
Quarte parry (No. 135)	57
Seconde parry (No. 136)	57
Butt parry (No. 137)	58
Prime parry (No. 138)	58
Double parries (No. 139)	58
Thrusts (No. 141)	59
To thrust in tierce (No. 142)	59
To thrust in quarte (No. 143)	60
To thrust in seconde (No. 144)	60
To thrust from butt (No. 145)	60
To thrust in prime (No. 146)	61
Lunges (No. 147)	61
Butt to front (No. 149)	62
Butt to right, or left (No. 150)	62
Butt to rear (No. 151)	63
Right short thrust (No. 152)	63

Cavalry Parries.

High tierce parry (No. 154)	64
High quarte parry (No. 155)	64
High prime parry (No. 156)	65
Carry arms (No. 160)	65
To engage (No. 162)	66
To disengage (No. 163)	66

Target Practice.

Principles of aiming (No. 166)	69
Targets (No. 169)	70
To fire at the target (No. 171)	71

SCHOOL OF THE COMPANY.

Formation of the company (No. 174)	73
Posts of officers, sergeants, and trumpeters or field-music (No. 176)	73
Instruction of officers and non-commissioned officers (No. 178)	75
To size the company (No. 179)	75
To form the company (No. 180)	76
To open ranks (No. 183)	77
To close ranks (No. 184)	78
Alignments (No. 185)	78

	Page
Manual of arms (No. 186)	79
To rest (No. 190)	79
To dismiss the company (No. 191)	80
To march in line (No. 192)	80
To halt the company, and align it (No. 193)	81
To march in the short step; to mark time; to change step; to side step; to march backward; to oblique in line, and to resume the direct march; to pass from quick time to the double time, and the reverse (No. 197)	82
To wheel the company (No. 199)	82
To change direction (No. 202)	83
Turning (No. 206)	84
To march by the flank (No. 207)	85
Fours in circle, right or left wheel (No. 212)	86
To march in column of fours, to the front (No. 213)	87
Being in column of fours, to change the file-closers from one flank of the column to the other (No. 214)	87
To halt the column of fours, and to put it in march (No. 216)	88
To oblique in column of fours, and to resume the direct march (No. 217) ..	88
To change direction in column of fours (No. 219)	89
To march the column of fours to the rear (No. 222)	89
To form line from column of fours (No. 224)	90
To the right or left (No. 224)	90
On the right or left (No. 225)	91
To the front (No. 227)	92
To face the line to the rear, and march it to the rear (No. 228)	94
To break fours to the rear (No. 230)	95
Route step (No. 231)	95
To form column of twos or files from column of fours (No. 232)	96
To form column of fours from column of twos or files (No. 237)	98
To form column of twos from line (No. 241)	99
To form column of files from line (No. 243)	99
To form single rank from double rank (No. 245)	100
To form double rank (No. 248)	101
To close to double-rank distance (No. 250)	102
On the right or left, into line in single and double rank (No. 251)	103
Front into line, in single and double rank (No. 253)	103
To form column of platoons to the right or left (No. 255)	105
To put the column of platoons in march, and to halt the column (No. 258) ..	106
To oblique in column of platoons, and to resume the direct march (No. 260)	107
To change direction in column of platoons (No. 261)	107
To face the column of platoons to the rear, and to march it to the rear (No. 266)	108
To form line to the right or left from column of platoons (No. 267)	109
To form line on the right (or left) from column of platoons (No. 269)	110
To break into platoons (No. 270)	111

	Page
To re-form the company (No. 271)	112
To march the column of platoons by the flank (No. 272)	113
To advance by the right or left of platoons (No. 274)	114
To form column of fours from column of platoons (No. 276)	115
To form column of platoons from column of fours (No. 277)	115

INSTRUCTIONS FOR SKIRMISHERS.

Deployments (No. 280)	118
To deploy forward (No. 281)	113
To deploy by the flank (No. 287)	121
To march in line (No. 291)	123
To march to the rear (No. 293)	124
To change direction (No. 296)	124
To march by the flank (No. 300)	125
To extend intervals (No. 304)	126
To close intervals (No. 310)	127
To relieve a company deployed as skirmishers (No. 315)	128
The firings (No. 316)	129
To fire at a halt (No. 316)	129
To fire advancing (No. 319)	130
To fire retiring (No. 320)	130
To fire marching by the flank (No. 321)	131
To rally by fours (No. 326)	132
To rally by company (No. 327)	133
The assembly (No. 328)	134
To deploy a company as skirmishers from single rank (No. 329)	134
To deploy a battalion as skirmishers (No. 331)	135
To deploy forward (No. 332)	135
To deploy by the flank (No. 334)	137
To deploy from column (No. 336)	138
To extend and close intervals (No. 346)	141
Movements of the reserve (No. 348)	142
To assemble the battalion (No. 356)	144
To deploy the battalion as skirmishers from single rank (No. 357)	146
To deploy the battalion as skirmishers by numbers (No. 358)	146

SCHOOL OF THE BATTALION.

Instruction of officers (No. 364)	149
Formation of the regiment (No. 365)	149
Color-guard (No. 366)	152
Posts of field-officers and regimental staff (No. 368)	153
Posts of the band, and trumpeters or field-music (No. 370)	155
General guides (No. 371)	156
Posts of markers (No. 372)	156

	Page
To form the battalion (No. 373)	156
Equalizing the battalion (No. 382)	159
To open ranks (No. 383)	160
To close ranks (No. 384)	162
Manual of arms (No. 385)	162
The fire by company (No. 388)	162
The fire by wing (No. 389)	163
The fire by rank (No. 390)	163
The fire by battalion (No. 391)	163
The fire by file (No. 392)	164
To rest the battalion (No. 394)	164
To dismiss the battalion (No. 395)	164
To march in line (No. 396)	164
To face the battalion to the rear, and to march it to the rear (No. 399)	167
To oblique in line (No. 402)	168
To halt the battalion, and to align it (No. 403)	168
To change direction in line (No. 406)	170
To pass obstacles (No. 408)	172
Remarks on the march in line in the presence of the enemy (No. 410)	174
To march by the flank (No. 411)	175
To break into column of fours from the right or left, to march to the left or right (No. 414)	176
To form line from column of fours to the right or left (No. 417)	177
General rules for successive formations (No. 419)	178
To form the column of fours on the right or left into line (No. 420)	180
To form the column of fours front into line (No. 422)	181
Formation of column of fours into line by two movements (No. 426)	188
To form double column of fours (No. 430)	184
To form the double column of fours front into line (No. 431)	185
To form the double column of fours to the right or left into line (No. 432)	185
To form column of companies to the right or left (No. 433)	186
To break by the right (or left) of companies to the rear into column (No. 438)	189
To break from the right or left, to march to the left or right (No. 440)	190
To march in column at full distance (No. 441)	191
To halt the column (No. 444)	192
To face the column to the rear and to march it to the rear (No. 445)	192
To change direction in column at full distance (No. 446)	192
To form the column at full distance to the right or left into line (No. 448)	198
To form column at full distance on the right or left into line (No. 455)	197
To form column at full distance front into line (No. 456)	198
Formation of column of companies into line by two movements (No. 458)	200
Route step (No. 459)	201
To advance by the flank of subdivisions (No. 460)	201
Marching by the flank of subdivisions to form line (No. 462)	203
Marching by the flank of companies or divisions, to march in column of companies or divisions (No. 463)	208

TABLE OF CONTENTS.

441

	Page
Being in column of companies, or divisions, to march by the flank of subdivisions (No. 464)	203
Marching in column of fours, to march by the flank of companies (or divisions) to the right or left (No. 465)	208
To form column of fours from column of companies and divisions, and to form again in column (No. 467)	204
To play the battalion into close column (No. 471)	205
To play the column of fours into close column (No. 481)	209
To the right or left, or, on the right or left close column of divisions from column of fours (No. 488)	210
To form column of fours from close column (No. 488)	212
Remarks on playing the battalion into column (No. 490)	218
To march in close column (No. 492)	213
To change direction marching in close column (No. 493)	214
To change direction in close column, by the flank (No. 495)	214
To change direction in close column marching by the flank (No. 497)	215
To deploy the close column (No. 498)	216
Remarks on the deployment of columns closed in mass (No. 504)	221
To play the battalion into double column (No. 505)	221
Deployment of the double column to the front (No. 508)	224
Deployment of the double column to the right or left (No. 509)	225
To close the column in mass (No. 510)	226
To close the column on the rearmost division (No. 512)	227
Being in close column, to take distances (No. 514)	228
To form line from close column (No. 516)	229
To break from column of divisions, at full distance, into column of companies (No. 518)	230
Being in column of companies at full distance, to form divisions (No. 519)	230
To change front (No. 520)	232
To form single rank from double rank (No. 524)	234
Being in column of companies, to form single rank (No. 529)	235
To form the column of fours on right or left into line in single rank (No. 531)	236
To form column of fours front into line in single rank (No. 532)	236
Movements of the battalion in single rank (No. 534)	237
To rally by divisions (No. 535)	237
To form double rank from single rank (No. 538)	238
Marching in column of fours, at single-rank distance, to close to double-rank distance (No. 542)	239
Being in column of companies, in single rank, to form double rank (No. 543)	240
To form the column of fours, at single rank distance, on the right or left into line in double rank (No. 547)	240
To form column of fours in single rank, front into line in double rank (No. 548)	241
Movements by platoon (No. 550)	241

EVOLUTIONS OF THE BRIGADE.

	Page
Posts of pioneers and band (No. 552).....	243
Posts of the brigadier-general and staff (No. 553).....	243
General rules for command (No. 554).....	244
To open and close ranks (No. 555).....	244
Manual of arms (No. 556).....	245
Remarks on firing (No. 559).....	245
To rest (No. 560).....	246
To advance in line (No. 561).....	246
To face the line to the rear, and to march it to the rear (No. 562).....	247
To halt the line, and to align it (No. 563).....	248
To march by the flank (No. 564).....	249
To break into column of fours from the right or left, to march to the left or right (No. 565).....	249
To form line from column of fours to the right or left (No. 567).....	249
To form column of fours in two lines to the right or left (No. 568).....	250
Movements in two lines (No. 570).....	251
General rules for successive formations (No. 571).....	251
To form the column of fours on the right or left into line (No. 572).....	253
To form in two lines, on the right or left into line (No. 573).....	253
To form column of fours by battalion on the right or left into line (No. 574).....	253
To form the column of fours, front into line (No. 576).....	254
To form the column of fours front into line, on the head of an interior battalion (No. 579).....	256
To form column of fours front into line, in two lines (No. 581).....	257
Formation of column of fours into line by two movements (No. 582).....	257
Route step (No. 584).....	258
To form column of companies or divisions to the right or left (No. 585).....	258
To break by company from the right or left, to march to the left or right (No. 586).....	259
To break by the right or left of companies or divisions to the rear into column (No. 587).....	259
To march in column at full distance (No. 588).....	259
To halt the column (No. 589).....	260
To face the column to the rear, and to march it to the rear (No. 590).....	260
To change direction in column at full distance (No. 591).....	260
To form the column at full distance, to the right or left into line (No. 592).....	261
Column at full distance, on the right or left into line (No. 595).....	262
To form column at full distance front into line (No. 598).....	262
To form column at full distance front into line, on the head of an interior battalion (No. 600).....	263
To form in two lines from column at full distance (No. 601).....	264
Formation of column at full distance into line of battle by two movements (No. 602).....	264
To advance by the flank of subdivisions (No. 603).....	265
To form line marching by the flank of subdivisions (No. 608).....	266
To advance in double column of fours (No. 609).....	266

	Page
To play the line into column of masses (No. 612)	267
Column of fours to the right or left, and on the right or left into column of masses (No. 621)	271
To march in column of masses (No. 624)	272
To change direction in column of masses from a halt (No. 625)	272
To deploy the column of masses (No. 626)	278
To deploy the column of masses on the head of an interior battalion (No. 629)	274
To play into column of battalions (No. 631)	276
To deploy the column of battalions (No. 635)	278
Formation of line of masses (No. 637)	279
Being in column of fours, to form line of masses to the front (No. 644)	281
Column of fours on the right or left into line of masses (No. 649)	283
To advance in line of masses (No. 650)	288
To halt the line of masses, and to align it (No. 651)	284
To face the line of masses to the rear, and to march it to the rear (No. 654)	284
To change front in line of masses (No. 655)	285
To march the line of masses by the flank (No. 656)	286
The line of masses marching by the flank, to change direction (No. 657)	287
In line of masses, marching by the flank to form line of masses to the right or left (No. 658)	287
Being in line of masses, to take deploying intervals (No. 660)	288
Being in line of masses at deploying intervals, to deploy masses (No. 664)	289
The masses being at deploying intervals, to close intervals (No. 666)	290
To form line of masses into column of masses to the right or left (No. 667)	290
To form line of masses into column of masses to the front (No. 668)	291
Formation from column of masses into line of masses (No. 670)	293
To the right or left (No. 670)	293
On the right or left (No. 671)	293
To the front (No. 672)	294
To deploy column of masses into line of masses on an interior battalion (No. 673)	294
To close the column on the leading division (No. 675)	296
To close column on the rearmost division (No. 676)	296
Being in column of masses, to take distances (No. 679)	298
Being in column of divisions, to break into companies (No. 684)	300
Being in column of companies, to form divisions (No. 685)	300
Changes of front (No. 686)	300
Central change of front (No. 692)	303
To change front less than forty-five degrees (No. 693)	304
Order in echelon (No. 695)	305
To halt the brigade marching in echelon (No. 698)	306
Marching in echelon, to face to the rear and to march to the rear (No. 700)	306
To re-form the line (No. 703)	307
Passage of defiles (No. 706)	308
Passage of lines in action (No. 707)	309

To pass from double rank into single rank (No. 709)	Page 809
To form single rank from column of companies or divisions (No. 710)....	810
Movements in single rank (No. 713)	811
To pass from single rank into double rank (No. 714).....	812
Being in column of companies or divisions in single rank to form double rank (No. 715)	813

EVOLUTIONS OF A DIVISION.

General principles (No. 718)	814
To deploy the column of fours in single line (No. 719)	816
To deploy two brigades in the first line, the third in a second line (No. 725)	819
To deploy the three brigades in two lines each (No. 827)	820
To deploy the two brigades in two lines each, holding the third brigade in reserve in line of masses (No. 728)	821
To form line facing to the right or left from column of fours (No. 729)....	822
To march in line of battle (No. 731).....	822
To advance by the flank of wings or division (No. 732)	823
To halt the line (No. 734)	823
To march to the rear (No. 735).....	823
To change front (No. 736)	823
To execute a central change of front (No. 739).....	825
Change of direction by echelon (No. 744).....	827

EVOLUTIONS OF A CORPS.

General principles (No. 748)	831
<hr/>	
Marches (No. 750)	831
Camping (No. 751).....	834
Draw sword (No. 752).....	837
Present sword (No. 755).....	837
Return sword (No. 763)	839
Salute with the hand for officers (No. 764)	839
About face for officers (No. 765).....	840
Color-salute (No. 767).....	840
Instructions for drum-major (No. 768).....	840

CEREMONIES.

Honors paid by troops (No. 769)	842
Dress parade of a battalion (No. 810).....	847

	Page
Undress parade (No. 813).....	852
Review of a battalion (No. 815).....	858
Inspection of a battalion (No. 816).....	857
Muster of a battalion (No. 817)	861
Guard-mounting (No. 818).....	861
Undress guard-mounting (No. 819).....	878
Grand guard-mounting (No. 820).....	874
Escort of the color (No. 821).....	874
Escorts of honor (No. 822).....	876
Funeral honors (No. 823).....	876
Dress parade of a brigade of infantry (No. 824).....	879
General rules for review of brigade and larger bodies of troops (No. 825) ..	883
Review of a brigade in line (No. 826).....	884
Review of a brigade in line of masses (No. 827).....	887
Review of a division in line (No. 828)	888
Review of a division in three lines (No. 829).....	890
Review of a division in line of masses (No. 830)	891
Review of a corps of infantry (No. 831).....	892
Trumpet-signals (No. 833).....	895

A COLLECTION OF TACTICAL STUDIES

TRANSLATED AND PUT TOGETHER BY
WYLLYS LYMAN,
Brevet Major U. S. A.

1 vol., 18mo. Price, \$1.25.

-
- I. INTRODUCTION.
 - II. INFANTRY TACTICS OF DETAIL. From the French of Capitain
Émile Poirot.
 - III. GERMAN COMPANY COLUMN AND AUTUMN MANŒUVRES, 1878
 - IV. ENGLISH FORMATIONS FOR ATTACK.

"Napoleon's maxim was that, to hold superiority, a people must change its tactics every ten years. The following pages illustrate the force of this maxim in the tentative and progressive character of the formations and movements most employed abroad to-day. In the words of the distinguished French staff-officer Colonel Lewal, 'Progress is life, the *statu quo* is the death of armies, and, what is worse, of nations. Tactics must change in form from age to age, and at epochs relatively very near. It is an incessant childbirth. We may deplore these perpetual mutations but we cannot escape them; it is the modern law. We must follow the movement which draws us on. It would be better to place ourselves at its head and direct it. In tactics it will not suffice to imitate, to keep abreast of others, servilely to copy institutions or methods; new applications must be sought without ceasing, and we must guard well against clinging to transient and variable forms.' The recent revision and assimilation of our own system for all arms, lends new and immediate interest and importance to this comparative analysis."—*Extract from Preface.*

421 D. APPLETON & CO., Publishers.

S.



3 2044 019 033 349

e |

